

www.pfcestore.com - 763-425-7890 / 800-328-2350



GRUNDFOS SCALA1 3-45 SELF PRIMING BOOSTER PUMP 230 VOLT

Best Efficiency Point 14 GPM @
105 FTH | Power 230 Volts. Scala1
is pictured on the left, Scala2 is
picture on the right. Scala1 pump
is the Replacement for the MQ
3-45 series



SKU: 99631736

Stock: 2 in stock (can be
backordered)

Categories: [Grundfos Booster](#)
[Water Systems](#)

Model Number 99631736

Part Number SCALA1 3-45

PRODUCT DESCRIPTION

Grundfos SCALA1

Grundfos SCALA1 is a self-priming, multistage pump,
which combines all the components of a pressure booster
into a compact composite enclosure.

SCALA1 can communicate with Grundfos GO Remote

www.pfcstore.com - 763-425-7890 / 800-328-2350

app through a built-in Bluetooth technology, which enables high customization options, making this pump a good fit for every application.

Grundfos SCALA2

Grundfos SCALA2 is a fully integrated, self-priming, compact waterworks for pressure boosting in domestic applications.

SCALA2 incorporates integrated speed control which allows maintaining a perfect pressure in the taps. This means that the pump performance will adjust to the the increasing demand.

When out of stock, estimated delivery is 3 to 4 weeks

www.pfcestore.com - 763-425-7890 / 800-328-2350

| Features | SCALA1 | SCALA2 |
|--------------------------------|----------|----------|
| Auto start-stop | √ | √ |
| Self-priming | √ | √ |
| Alarm indication | √ | √ |
| Dry-run protection | √ | √ |
| Anti-cycling protection | √ | √ |
| Maximum runtime protection | √ | √ |
| Bluetooth communication | √ | - |
| Twin enabled | √ | - |
| External input | √ | - |
| Adjustable constant pressure | - | √ |
| Integrated frequency converter | - | √ |
| Low noise | 55 dB(A) | 47 dB(A) |

www.pfcestore.com - 763-425-7890 / 800-328-2350


9.2.1 External input

This pump allows connecting external input as an additional condition to the pump operation.

External input may be beneficial in the following situations:


- level switch in roof tank filling to stop the pump when the tank is full
- inlet pressure switch to stop the pump in case of raised inlet pressure
- moisture detection switch in irrigation applications to run the pump only when the ground is dry.

External input must be 24 V digital input and can be connected through the opening on the pump body. The cable length is limited to 30 m.




External input can only be set up with Grundfos GO Remote.

9.2.1.1 Setting up external input




WARNING
Electric shock
Death or serious personal injury


- Switch off the power supply before you start any work on the product. Make sure that the power supply cannot be switched on accidentally.




WARNING
Electric shock
Death or serious personal injury

- The protective earth (PE) of the power outlet must be connected to the protective earth of the pump. The plug must have the same PE connection system as the power outlet.

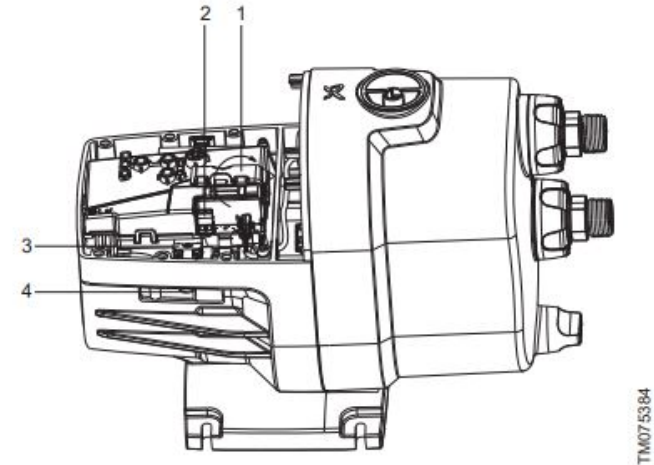




All electrical connections must be carried out by qualified persons in accordance with local regulations.



If the power cable is damaged, it must be replaced by the manufacturer, the manufacturer's service partner or a



Connecting external input

| Pos. | Description |
|------|------------------|
| 1 | Lid on PCB cover |
| 2 | Terminals |
| 3 | Cable clip |
| 4 | Cable gland |

1. Remove the screws and lift the pump cover.
2. Open the lid on the PCB cover.
3. Pull the cable through the gland and the clip.
4. Connect to the terminals.
5. Fix the clip to hold cable in place.
6. Close the lid.
7. Return the pump cover and screw it in place.
8. Power on the pump and connect with Grundfos GO Remote.

[Curve & Specs](#)

[Databook](#)

[Manual](#)

ADDITIONAL INFORMATION

www.pfcstore.com - 763-425-7890 / 800-328-2350

| | |
|------------------------------|------------------------|
| Weight | 30 lbs |
| Dimensions | 22 × 14 × 18 in |
| Best Efficiency Point | <u>12 GPM @ 90 FTH</u> |