

www.pfcstore.com - 763-425-7890 / 800-328-2350



PACKO TWIN SCREW PUMP

CONTACT US FOR PRICING

ADVANTAGES TWIN SCREW PUMPS

- ✓ Large radius corner case to avoid dead corners for a smooth flow
- ✓ Compact front loaded self-balanced mechanical seal system
- ✓ High speed range (up to 3000 rpm) of revolution ensures a 2-in1 operation for both products and CIP
- ✓ Pulsation free for gentle treatment and high suction performance for higher capacity
- ✓ 3A and EHEDG certified and elastomers with FDA & EC1935/2004 complied. Surface finish Ra 0,8 µm
- ✓ Fully drainable front cover

[Specs](#)

[ZS Manual](#)



www.pfcestore.com - 763-425-7890 / 800-328-2350

SKU: Pump Series ZS
Stock: Out of stock contact us for lead time
Categories: Progressing Cavity Pumps

GALLERY IMAGES



Example Layout of pumps with complete unit

- ① Common bed, ② Drive unit, ③ Coupling & coupling guard, ④ Gearbox,
⑤ Screw case with outlet (typically), ⑥ Front cover with Inlet (typically)

www.pfcestore.com - 763-425-7890 / 800-328-2350

PRODUCT DESCRIPTION

www.pfcestore.com - 763-425-7890 / 800-328-2350








Your benefits

Cleaner

- Certified to EHEDG, 3A and EC1935/2004
 - Wetted surfaces with Ra < 0.8 µm
 - Wetted parts in SS316L
 - Gearbox in stainless steel
 - 2 in 1 Feature Convey and CIP with the same pump
 - Designed without dead spaces, O-ring grooves without dead corners
 - Wetted parts of mechanical seals directly in the product stream
 - Pump casing with large corners avoids product sticking and simplifies the cleaning process
- Pump can be operated bi-directional
 - Different screw options to adapt perfectly to each application
 - Maximum product protection
 - No change in chamber geometry, thus no product squeezing
 - Linear conveying characteristic, since direction of flow is identical to the direction of rotation
 - Constant pressure build up
 - Smooth, low-shear pumping characteristics
 - Heating/ Cooling jacket for casing and, many more options available

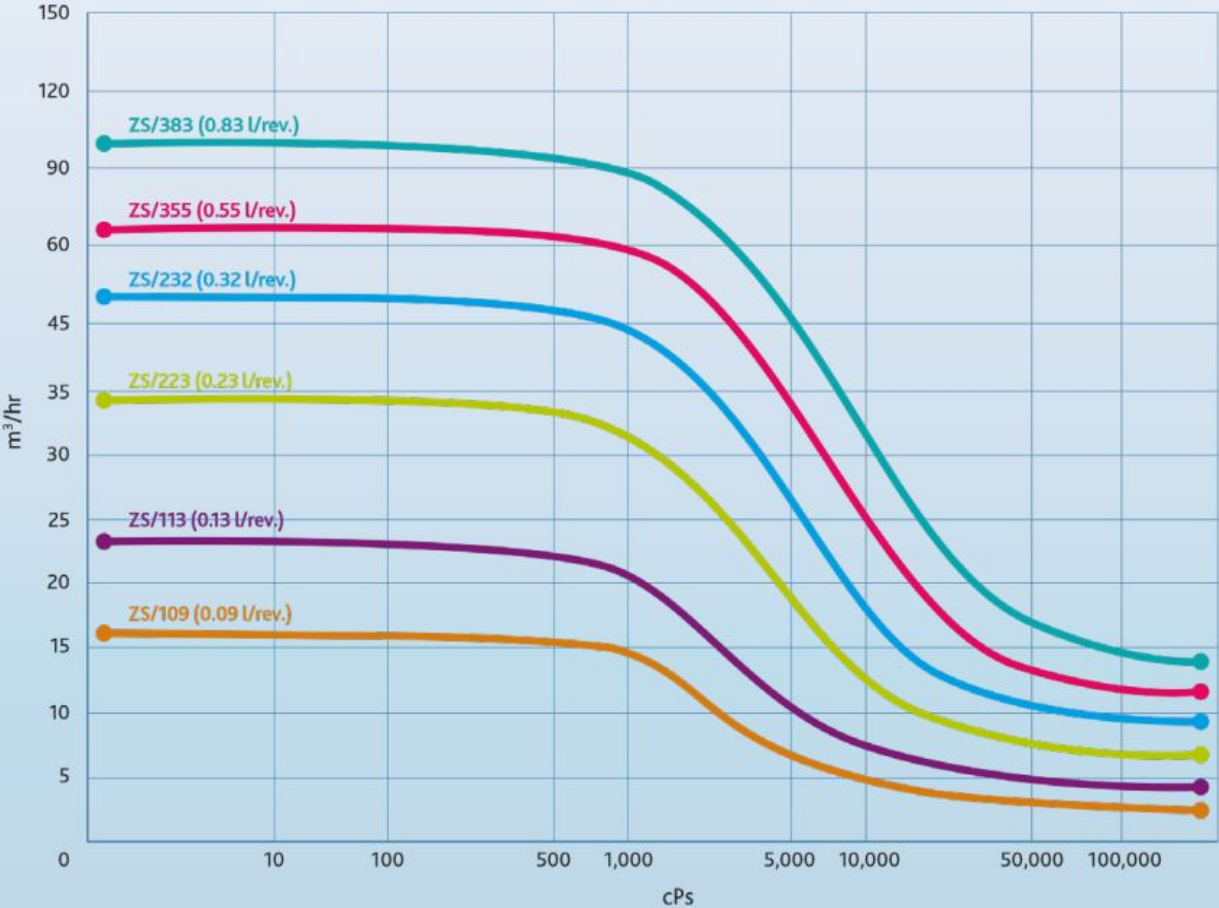
Highest flexibility

- Connections according to customer requirements
- High speed range allows adjustment to nearly each viscosity

Pump series	ZS
Performances	
Max flow rate	100 m³/h
Max viscosity	1.000.000 cP
Max differential pressure	12 bar
Max temperature	150°C
Technical specifications	
Materials wetted parts	stainless steel 316L
Seal configuration	single, flushed, double mechanical seal, triple lipseal
Available material O-ring	EPDM, FKM, FFKM
Connections	sanitary and industrial fittings
Surface finish	food quality, internal welds hand polished to 0.8 µm
Certificates & legislation	<div><div></div><div></div><div></div><div></div><div></div><div></div><div></div></div>

www.pfcstore.com - 763-425-7890 / 800-328-2350

Pump curves



ADDITIONAL INFORMATION