


www.pfcestore.com - 763-425-7890 / 800-328-2350



VERTIFLO CENTRIFUGAL PUMP 1300 SERIES

CONTACT US FOR PRICING

WIDE RANGE OF APPLICATIONS: Industrial Process, Pollution Control, General Pumping, Spray Systems, Deionized Water, Waste Water, Clear Liquids, Corrosive Liquids, Chemicals, Acids

CAPABILITIES: Capacities to 3600 GPM, Heads To 275 Feet TDH, Temperature to 250° F, Back Pull-Out Construction, Semi-Open Impeller, Packing or Mechanical Seal

CONSTRUCTION: Cast Iron, 316 Stainless Steel Fitted, All 316 Stainless Steel, Alloy 20, CD4MCu

Curves & Dims



SKU: 1300

www.pfcstore.com - 763-425-7890 / 800-328-2350

Stock: Out of stock contact us for
lead time

Categories: [Vertiflo Pumps](#)

GALLERY IMAGES



www.pfcestore.com - 763-425-7890 / 800-328-2350

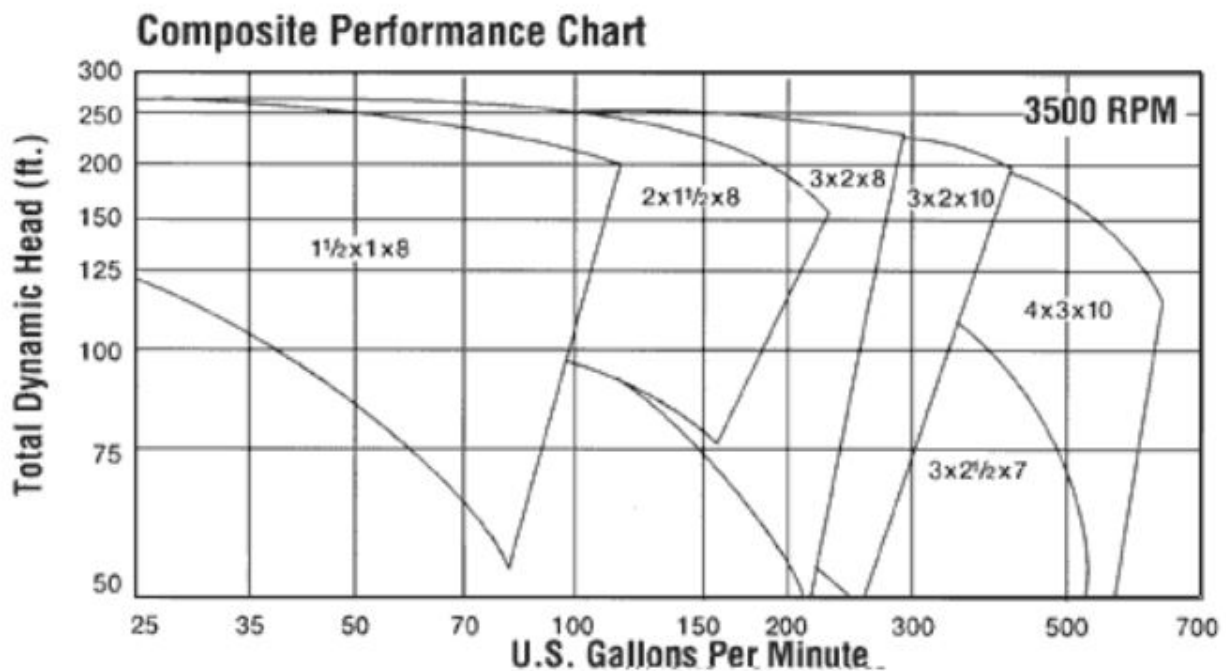
PRODUCT DESCRIPTION

Vertiflo centrifugal pump end suction line offers up to 3000 GPM and 300' Heads.

Vertiflo Pump Company, Inc. was established in 1979 to design, sell and build packaged lift stations. Since 1981, Vertiflo has concentrated on manufacturing vertical process pumps, sump pumps, end suction pumps and self-priming pumps in cast iron, stainless steel and special alloys.

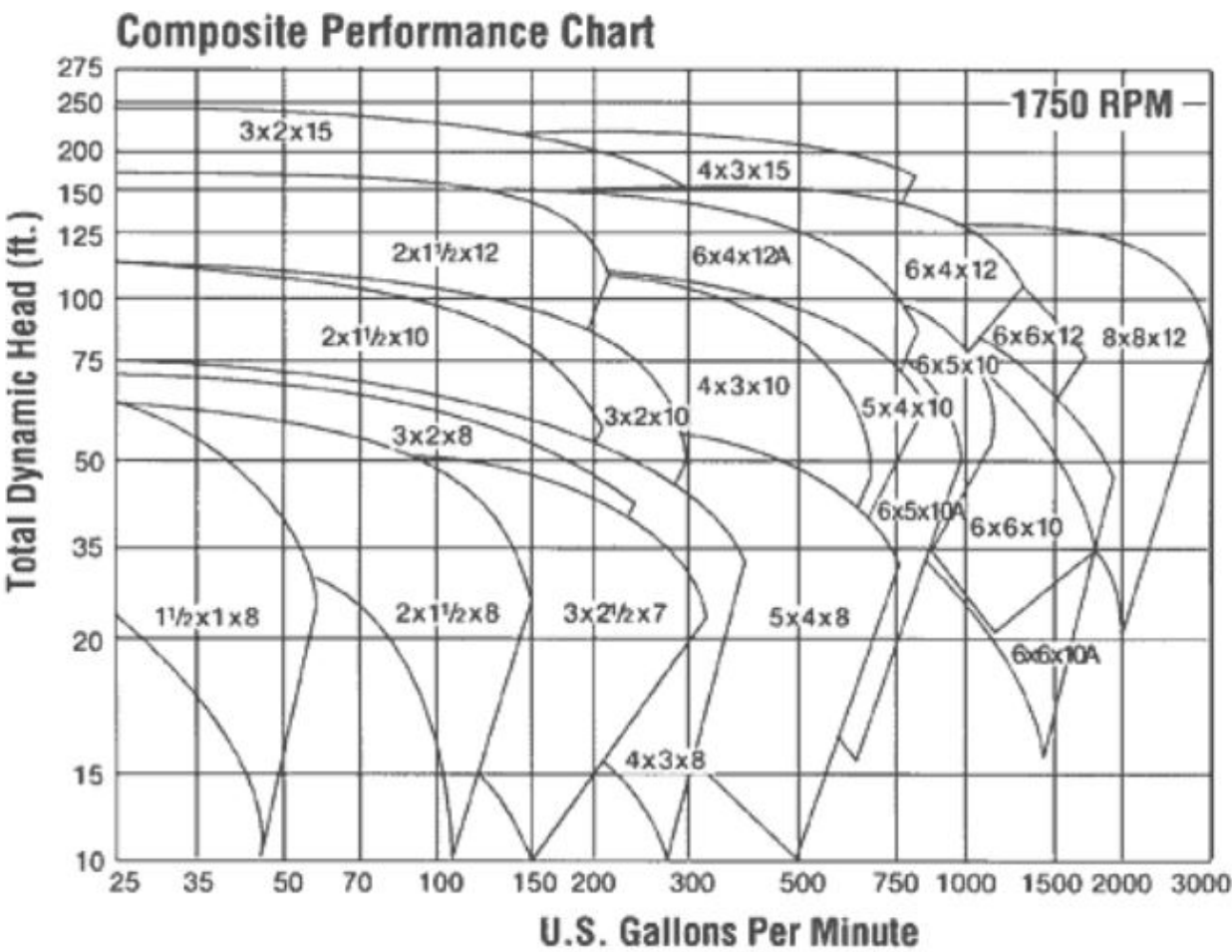
Estimated delivery 2 weeks

1300 & 1400 Series Pumps - 3500 RPM Composite Performance Chart



www.pfcestore.com - 763-425-7890 / 800-328-2350

1300& 1400 Series Pumps - 1750 RPM Composite Performance Chart



ADDITIONAL INFORMATION