


www.pfcestore.com - 763-425-7890 / 800-328-2350



## VERTIFLO CENTRIFUGAL PUMP 1400 SERIES

### CONTACT US FOR PRICING

**WIDE RANGE OF  
APPLICATIONS:** Industrial  
Process, Pollution Control, General  
Pumping, Spray Systems,  
Deionized Water, Waste Water,  
Clear Liquids, Corrosive Liquids,  
Chemicals, Acids, Water

**CAPABILITIES:** Capacities to 1800  
GPM, Heads To 275 Feet TDH,  
Temperature to 250° F, Back Pull-  
Out Construction, Semi-Open  
Impeller, External Impeller  
Adjustment, Packing or Mechanical  
Seal

**CONSTRUCTION:** Cast Iron, 316  
Stainless Steel Fitted, All 316  
Stainless Steel, Alloy 20CD4MC

[Curves & Dims](#)



[www.pfcstore.com](http://www.pfcstore.com) - 763-425-7890 / 800-328-2350

**SKU:** 1400

**Stock:** Out of stock contact us for  
lead time

**Categories:** [Vertiflo Pumps](#)

## PRODUCT DESCRIPTION

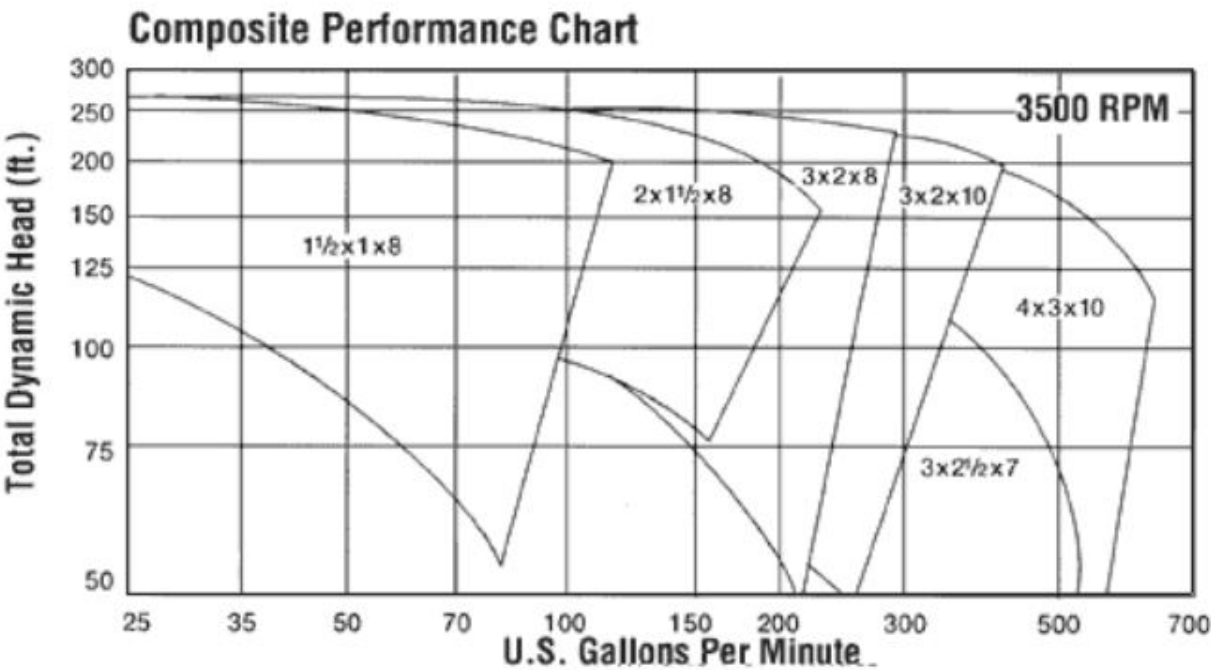
Vertiflo centrifugal pump end suction line offers up to 3000 GPM and 300' Heads.

Vertiflo Pump Company, Inc. was established in 1979 to design, sell and build packaged lift stations. Since 1981, Vertiflo has concentrated on manufacturing vertical process pumps, sump pumps, end suction pumps and self-priming pumps in cast iron, stainless steel and special alloys.

**Estimated delivery 6 weeks**

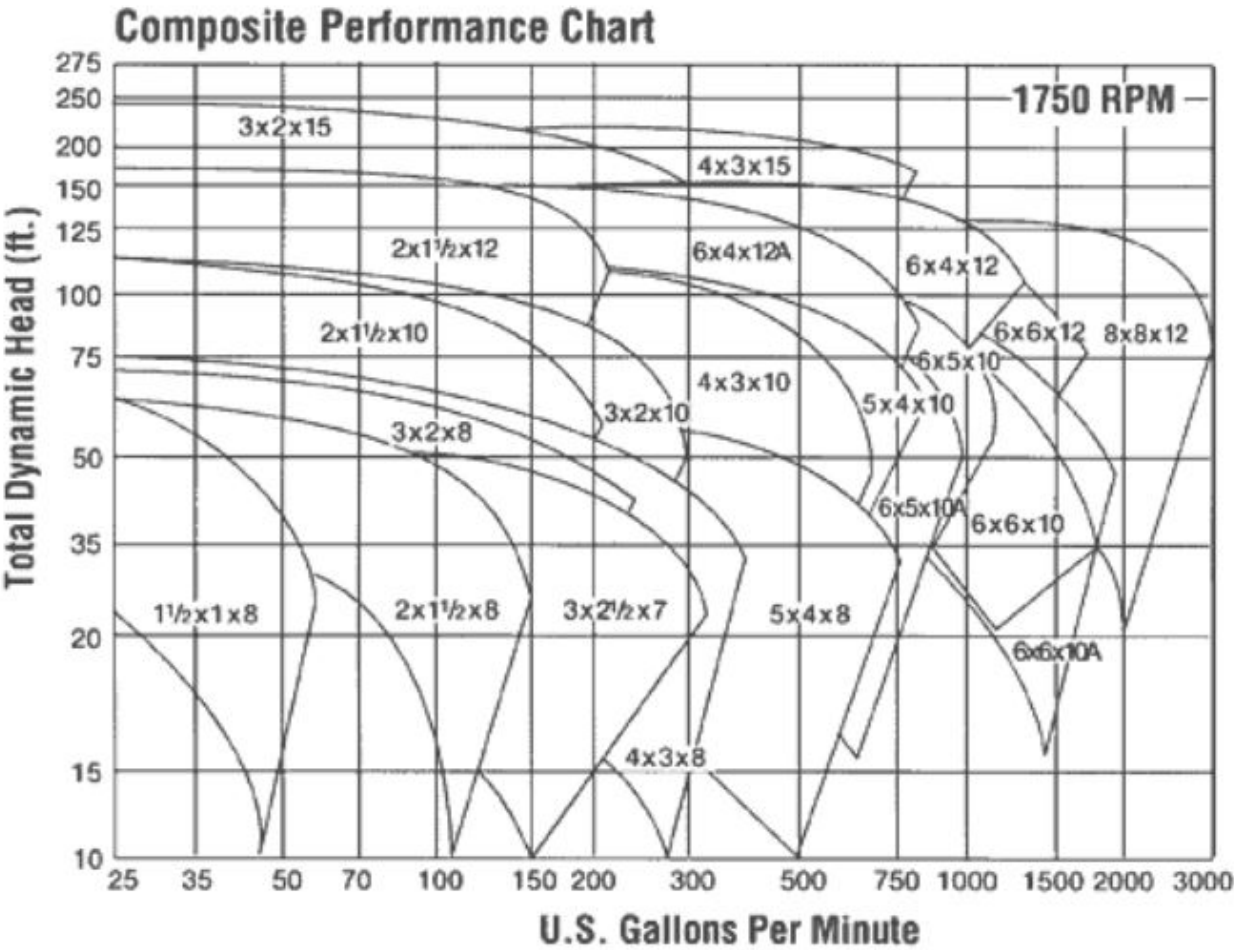
www.pfcstore.com - 763-425-7890 / 800-328-2350

1300 & 1400 Series Pumps - 3500 RPM Composite Performance Chart



www.pfcestore.com - 763-425-7890 / 800-328-2350

1300& 1400 Series Pumps - 1750 RPM Composite Performance Chart



ADDITIONAL INFORMATION