

[www.pfcstore.com](http://www.pfcstore.com) - 763-425-7890 / 800-328-2350



## VERTIFLO VERTICAL PUMP CANTILEVER 1200 SERIES


### CONTACT US FOR PRICING

**WIDE RANGE OF APPLICATIONS:** Industrial Process, Corrosive Liquids, Paint, Waste Water, Chemical Slurries

**CAPABILITIES:** Capacities to 3000 GPM, Heads to 230 Feet, Temperature to 400° F, Pump Length to 6 Feet, Shaft Diameter to 5"

**CONSTRUCTION:** Construction: Cast Iron, 316 Stainless Steel, Alloy 20, CD4MCu

### Curves & Dims



---

**SKU:** 1200

**Stock:** Out of stock contact us for lead time

**Categories:** [Vertiflo Pumps](#)

[www.pfcstore.com](http://www.pfcstore.com) - 763-425-7890 / 800-328-2350

## **PRODUCT DESCRIPTION**

Vertiflo Pumps, vertical, horizontal and self-priming pumps are delivered fast, usually in half the typical lead time! Vertiflo's vertical sump pump line offers up to 3000 GPM, 250' Heads and 26' depth.

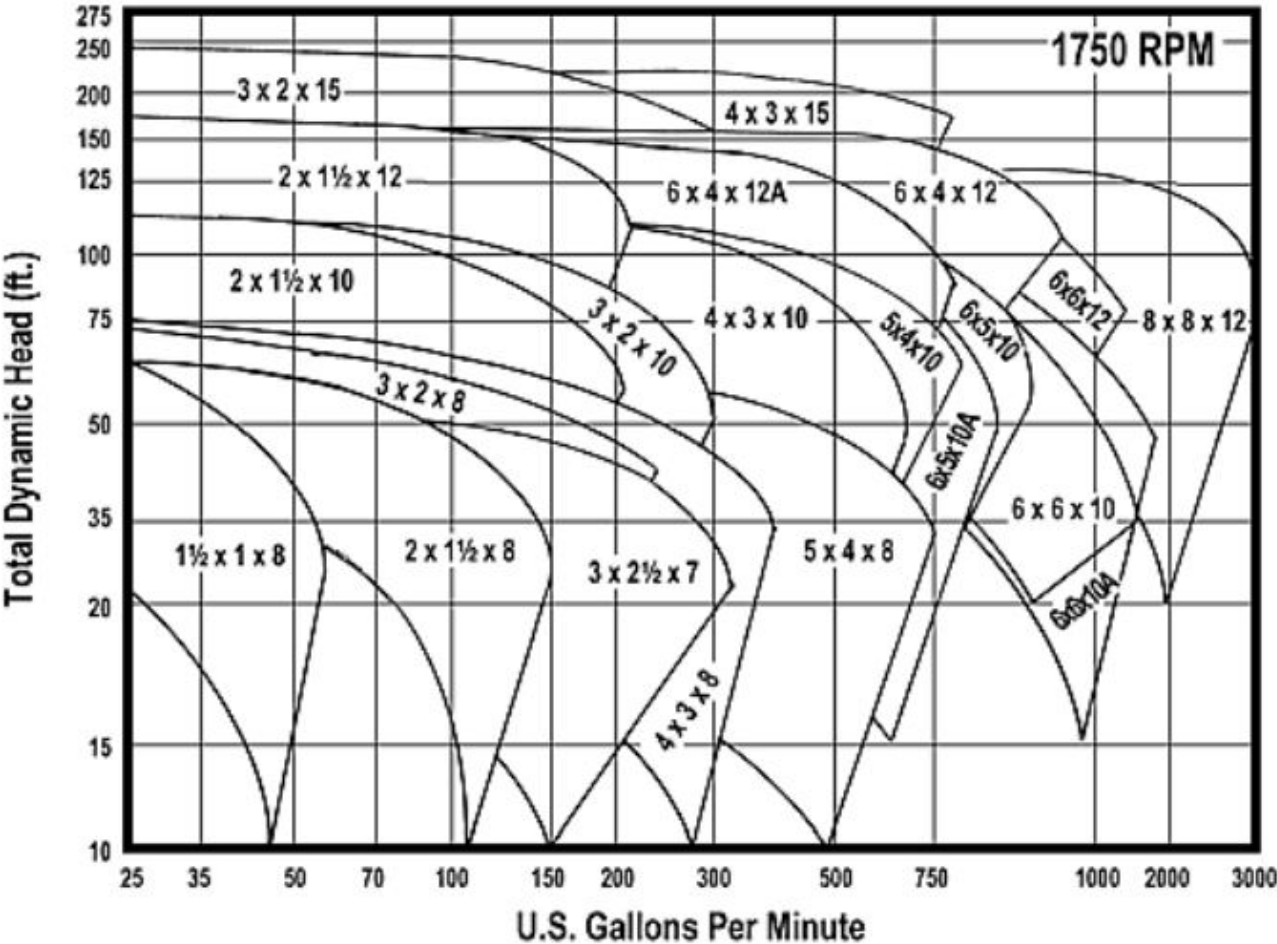
The horizontal end suction pump line offers up to 3000 GPM and 300' Heads.

Vertiflo Pump Company, Inc. was established in 1979 to design, sell and build packaged lift stations. Since 1981, Vertiflo has concentrated on manufacturing vertical process pumps, sump pumps, end suction pumps and self-priming pumps in cast iron, stainless steel and special alloys.

**Estimated delivery 6 weeks**

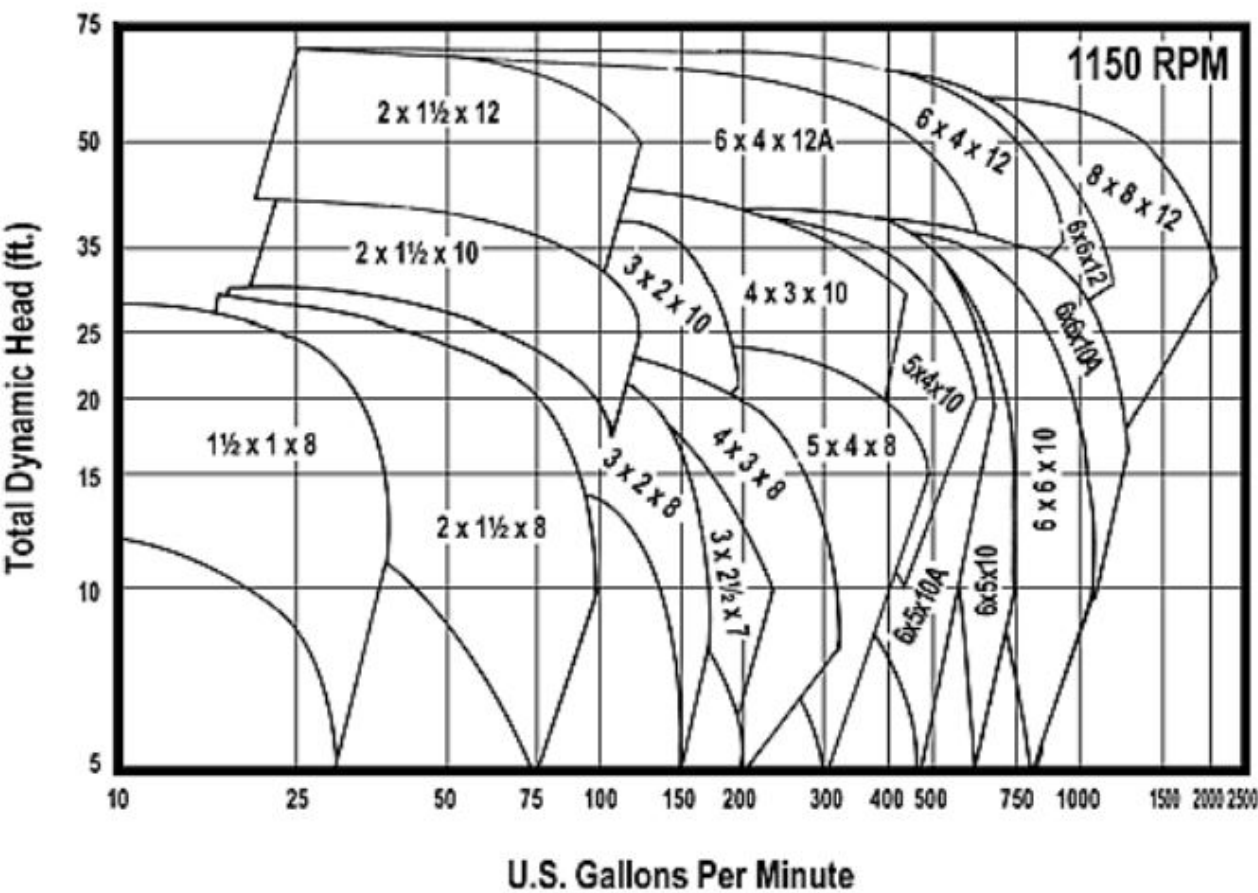
www.pfcestore.com - 763-425-7890 / 800-328-2350

1200 Series Pump - 1750 RPM Composite Performance Chart



www.pfcestore.com - 763-425-7890 / 800-328-2350

900 and 1100 Series Pump - Composite Performance Chart



ADDITIONAL INFORMATION