


Position	Count	Description																								
	1	<div><div></div><div>Product photo could vary from the actual product</div></div> <p>Product No.: <a href="#">97721080</a> DDE 6-10 B-PV/T/C-X-31I003BG</p> <p>The SMART Digital DDE is a compact positive displacement, diaphragm dosing pump with variable-speed drive (stepper motor) and intelligent control electronics with minimum energy consumption. The SMART Digital Dosing series operates at full stroke length to ensure optimum accuracy, priming and suction, even for degassing liquids. The duration of each discharge stroke varies according to the capacity set, resulting in optimum smooth and continuous discharge flow.</p> <p>The click-stop mounting plate allows installation in three different positions without using any additional accessories. The dosing flow can be adjusted by means of an adjustment knob on a logarithmical scale from 0.1-100%.</p> <p>The dosing head is composed of:</p> <ul style="list-style-type: none"><li>- Long lifetime and universal chemical resistant Full-PTFE diaphragm.</li><li>- Double ball valves for highest dosing accuracy.</li><li>- Deaeration valve for easy start-up.</li></ul> <p>Operation modes:</p> <ul style="list-style-type: none"><li>- Manual dosing from 0.1 to 100%.</li></ul> <p>Other features:</p> <ul style="list-style-type: none"><li>- Mechanical lock to protect the pump against unauthorised access.</li></ul> <p>Installation set includes:</p> <ul style="list-style-type: none"><li>- 2 pump connections (Hose 0,17x1/4" 3).</li><li>- Foot valve (without level switch).</li><li>- Injection unit.</li><li>- 6 m PE discharge hose.</li><li>- 2 m PVC suction hose.</li><li>- 2 m PVC deaeration hose (4/6 mm).</li></ul> <p><b>Technical:</b></p> <table><tr><td>Type key:</td><td>DDE 6-10 B-PV/T/C-X-31I003BG</td></tr><tr><td>Max. Flow:</td><td>1.585 US gal/hour</td></tr><tr><td>Min flow:</td><td>6.0 ml/h</td></tr><tr><td>Turn-down ratio:</td><td>1:1000</td></tr><tr><td>Approvals on nameplate:</td><td>CE,CSA-US,NSF61,RCM</td></tr><tr><td>Valve type:</td><td>Standard</td></tr><tr><td>Maximum viscosity at 100 %:</td><td>50 mPas</td></tr><tr><td>Maximum viscosity in slow mode 50 %:</td><td>N/A mPas</td></tr><tr><td>Maximum viscosity in slow mode 25 %:</td><td>N/A mPas</td></tr><tr><td>Accuracy of repeatability:</td><td>5 %</td></tr></table> <p><b>Materials:</b></p> <table><tr><td>Dosing head:</td><td>PVDF (Polyvinylidene fluoride)</td></tr><tr><td>Valve ball:</td><td>Ceramic</td></tr></table>	Type key:	DDE 6-10 B-PV/T/C-X-31I003BG	Max. Flow:	1.585 US gal/hour	Min flow:	6.0 ml/h	Turn-down ratio:	1:1000	Approvals on nameplate:	CE,CSA-US,NSF61,RCM	Valve type:	Standard	Maximum viscosity at 100 %:	50 mPas	Maximum viscosity in slow mode 50 %:	N/A mPas	Maximum viscosity in slow mode 25 %:	N/A mPas	Accuracy of repeatability:	5 %	Dosing head:	PVDF (Polyvinylidene fluoride)	Valve ball:	Ceramic
Type key:	DDE 6-10 B-PV/T/C-X-31I003BG																									
Max. Flow:	1.585 US gal/hour																									
Min flow:	6.0 ml/h																									
Turn-down ratio:	1:1000																									
Approvals on nameplate:	CE,CSA-US,NSF61,RCM																									
Valve type:	Standard																									
Maximum viscosity at 100 %:	50 mPas																									
Maximum viscosity in slow mode 50 %:	N/A mPas																									
Maximum viscosity in slow mode 25 %:	N/A mPas																									
Accuracy of repeatability:	5 %																									
Dosing head:	PVDF (Polyvinylidene fluoride)																									
Valve ball:	Ceramic																									



Company name:

Created by:

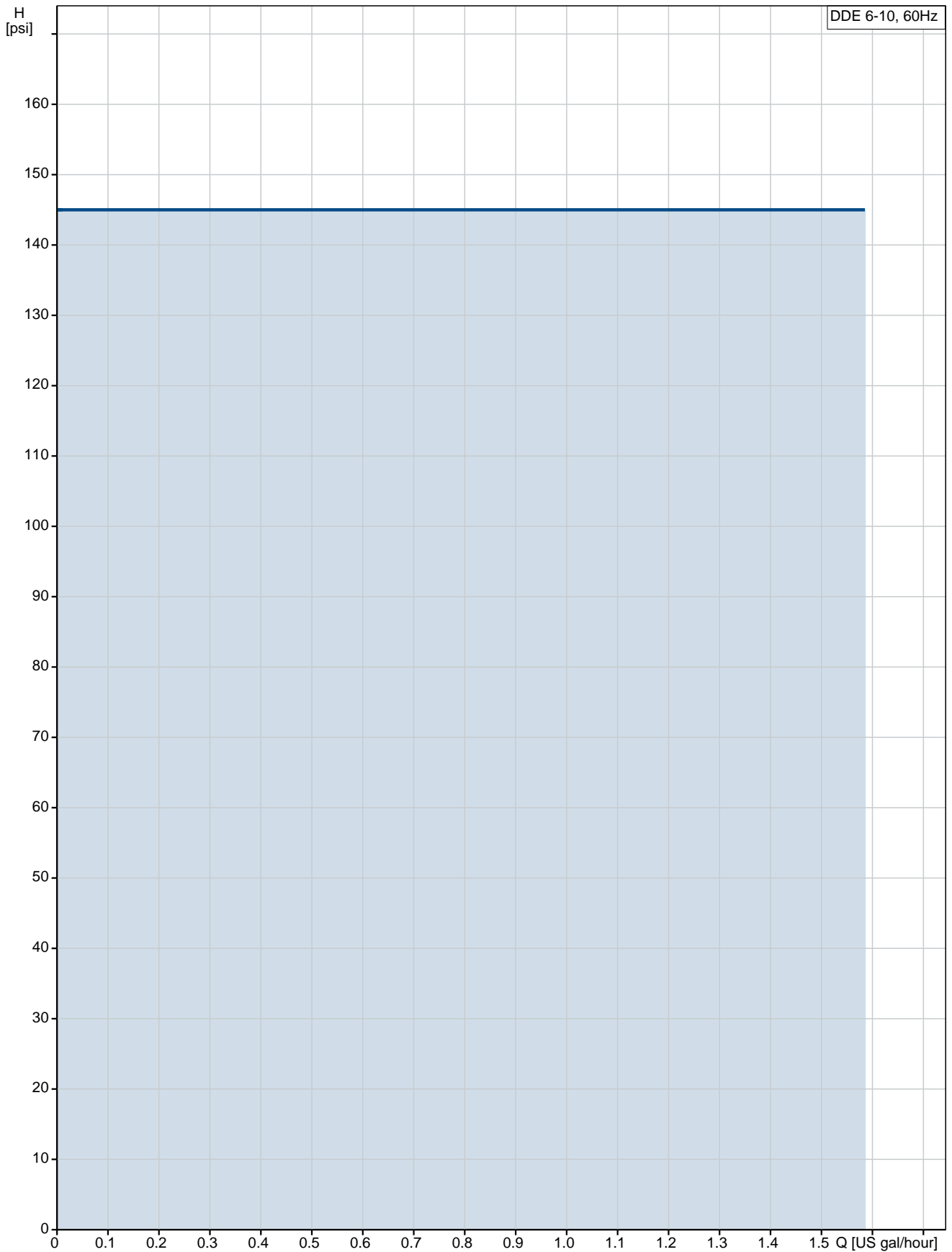
Phone:

Date:

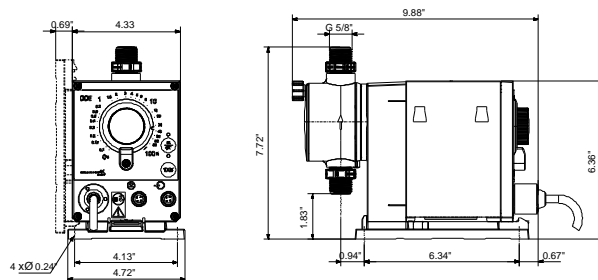
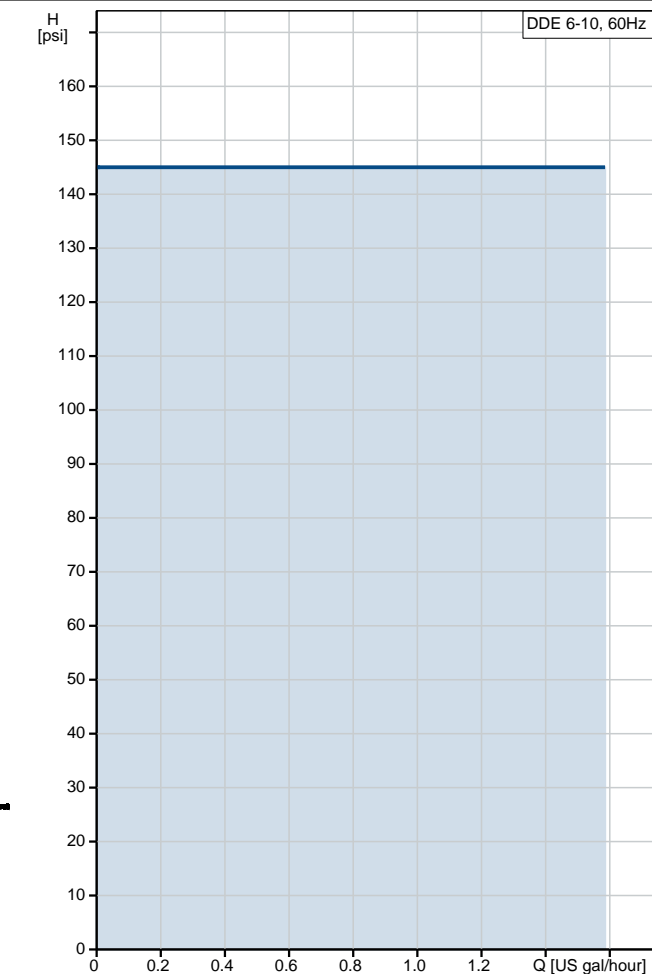
12/5/2018

Position	Count	Description
		<p>Gasket: PTFE</p> <p><b>Installation:</b></p> <p>Range of ambient temperature: 32 .. 113 °F</p> <p>Maximum operating pressure: 145 psi</p> <p>Installation set: YES</p> <p>Installation type: 0,17x1/4" up to 7,5 l/h,16bar</p> <p>Pump inlet: Hose 0,17x1/4" 3</p> <p>Pump outlet: Hose 0,17x1/4" 3</p> <p>Max. Suction lift during operation: 19.69 ft</p> <p>Max. Suction lift during priming: 6.562 ft</p> <p><b>Liquid:</b></p> <p>Pumped liquid: Water</p> <p>Liquid temperature range: 14 .. 113 °F</p> <p>Liquid temperature during operation: 68 °F</p> <p>Density: 62.29 lb/ft<sup>3</sup></p> <p><b>Electrical data:</b></p> <p>Maximum power input - P1: 19 W</p> <p>Main frequency: 60 Hz</p> <p>Rated voltage: 1 x 100-240 V</p> <p>Enclosure class (IEC 34-5): IP65 / NEMA 4X</p> <p>Length of cable: 4.922 ft</p> <p>Type of cable plug: USA, Canada</p> <p>Inrush current: 25A at 230V for 2ms</p> <p><b>Controls:</b></p> <p>Control variant: B</p> <p>Ext. Stop input: NO</p> <p><b>Others:</b></p> <p>Net weight: 4.41 lb</p> <p>Gross weight: 6.62 lb</p> <p>Custom tariff no.: 8413.50.0050</p>

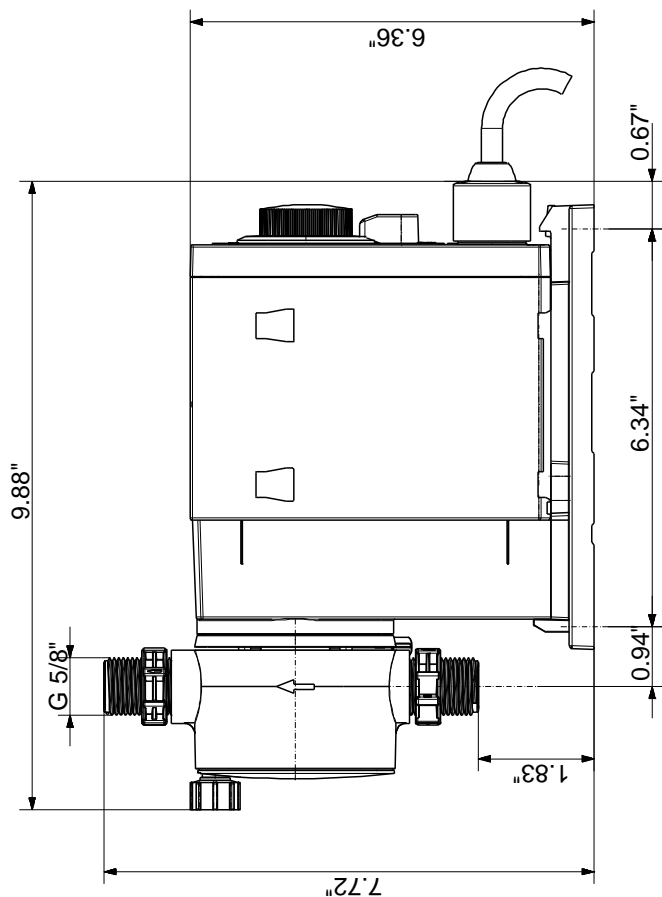
## 97721080 DDE 6-10 60 Hz



Description	Value
<b>General information:</b>	
Product name:	DDE 6-10
Product No.:	97721080
EAN:	5710622712001
<b>Technical:</b>	
Type key:	DDE 6-10 B-PV/T/C-X-31I003BG
Max. Flow:	1.585 US gal/hour
Min flow:	6.0 ml/h
Turn-down ratio:	1:1000
Approvals on nameplate:	CE,CSA-US,NSF61,RCM
Valve type:	Standard
Maximum viscosity at 100 %:	50 mPas
Maximum viscosity in slow mode 50 %:	N/A mPas
Maximum viscosity in slow mode 25 %:	N/A mPas
Accuracy of repeatability:	5 %
<b>Materials:</b>	
Dosing head:	PVDF (Polyvinylidene fluoride)
Valve ball:	Ceramic
Gasket:	PTFE
<b>Installation:</b>	
Range of ambient temperature:	32 .. 113 °F
Maximum operating pressure:	145 psi
Installation set:	YES
Installation type:	0,17x1/4" up to 7,5 l/h,16bar
Pump inlet:	Hose 0,17x1/4" 3
Pump outlet:	Hose 0,17x1/4" 3
Max. Suction lift during operation:	19.69 ft
Max. Suction lift during priming:	6.562 ft
<b>Liquid:</b>	
Pumped liquid:	Water
Liquid temperature range:	14 .. 113 °F
Liquid temperature during operation:	68 °F
Density:	62.29 lb/ft³
<b>Electrical data:</b>	
Maximum power input - P1:	19 W
Main frequency:	60 Hz
Rated voltage:	1 x 100-240 V
Enclosure class (IEC 34-5):	IP65 / NEMA 4X
Length of cable:	4.922 ft
Type of cable plug:	USA, Canada
Inrush current:	25A at 230V for 2ms
<b>Controls:</b>	
Control variant:	B
Ext. Stop input:	NO
<b>Others:</b>	
Net weight:	4.41 lb
Gross weight:	6.62 lb
Custom tariff no.:	8413.50.0050



## 97721080 DDE 6-10 60 Hz



Note! All units are in [mm] unless otherwise stated.  
Disclaimer: This simplified dimensional drawing does not show all details.