
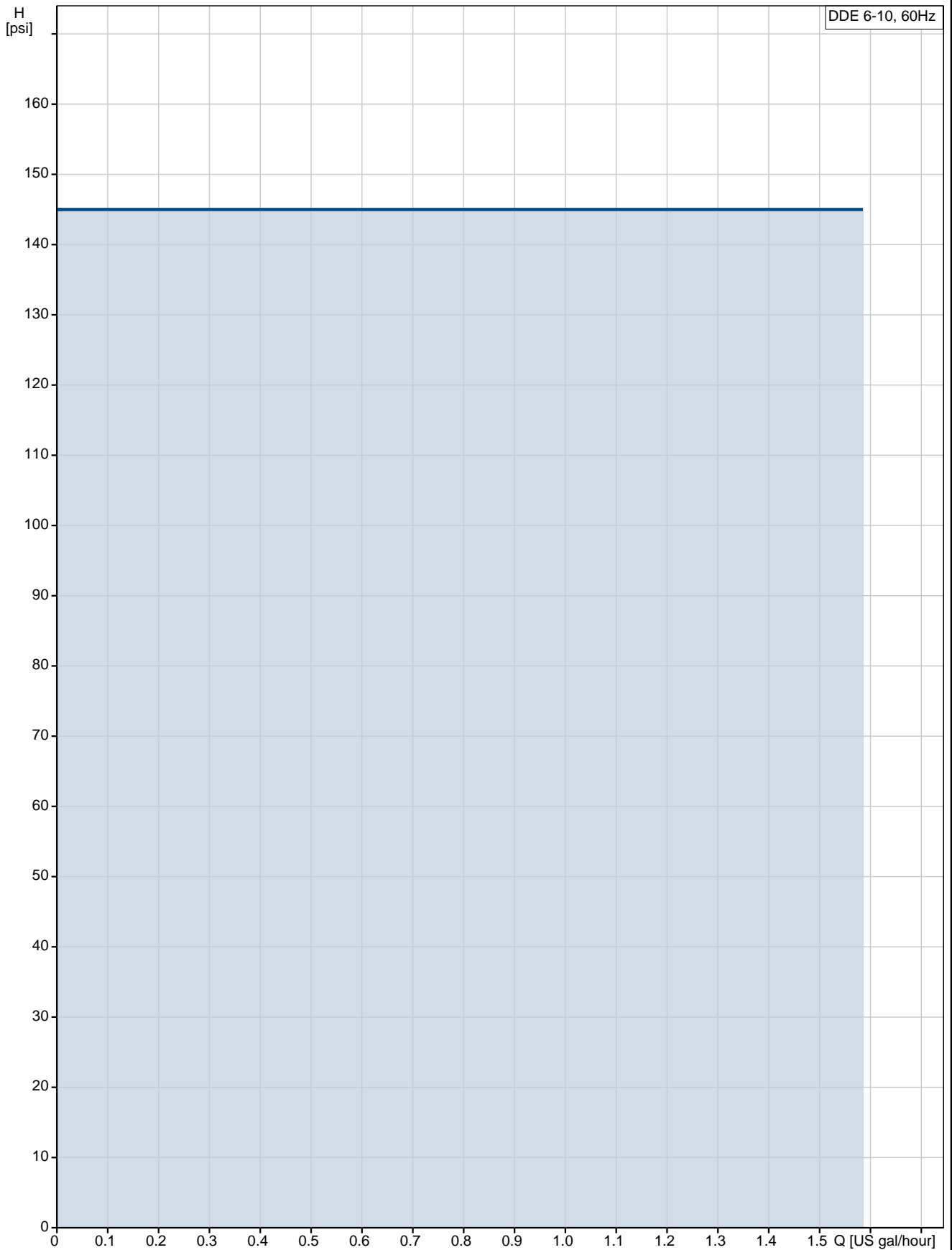


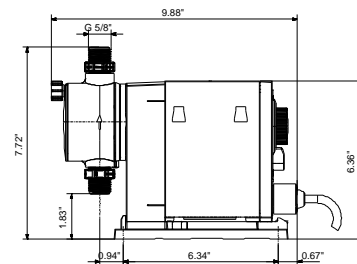
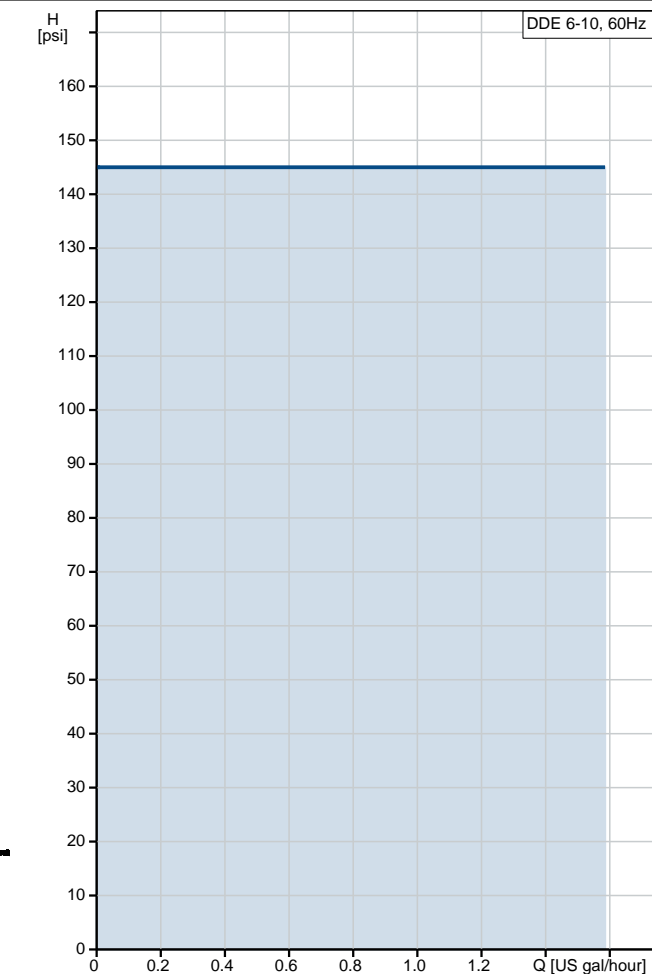
Position	Count	Description																						
	1	<div><div></div><div>Product photo could vary from the actual product</div></div> <p>Product No.: <a href="#">97721093</a> DDE 6-10 P-PVC/E/C-X-31U7U7BG</p> <p>The SMART Digital DDE is a compact positive displacement, diaphragm dosing pump with variable-speed drive (stepper motor) and intelligent control electronics with minimum energy consumption. The SMART Digital Dosing series operates at full stroke length to ensure optimum accuracy, priming and suction, even for degassing liquids. The duration of each discharge stroke varies according to the capacity set, resulting in optimum smooth and continuous discharge flow.</p> <p>The click-stop mounting plate allows installation in three different positions without using any additional accessories. The dosing flow can be adjusted by means of an adjustment knob on a logarithmical scale from 0.1-100%.</p> <p>The dosing head is composed of:</p> <ul style="list-style-type: none"><li>- Long lifetime and universal chemical resistant Full-PTFE diaphragm.</li><li>- Double ball valves for highest dosing accuracy.</li><li>- Deaeration valve for easy start-up.</li></ul> <p>Operation modes:</p> <ul style="list-style-type: none"><li>- Manual dosing from 0.1 to 100%.</li><li>- Pulse control (divisor function included).</li></ul> <p>Other features:</p> <ul style="list-style-type: none"><li>- 100 % key (max. capacity), e.g. for deaeration.</li><li>- Operation mode switch key between manual and pulse.</li><li>- Status LEDs for pulse and manual.</li><li>- Mechanical lock to protect the pump against unauthorised access.</li></ul> <p>Signal- Inputs/outputs:</p> <ul style="list-style-type: none"><li>- Input for pulse, external stop.</li><li>- Input for empty tank signal.</li></ul> <p><b>Technical:</b></p> <table><tr><td>Type key:</td><td>DDE 6-10 P-PVC/E/C-X-31U7U7BG</td></tr><tr><td>Max. Flow:</td><td>1.585 US gal/hour</td></tr><tr><td>Min flow:</td><td>6.0 ml/h</td></tr><tr><td>Turn-down ratio:</td><td>1:1000</td></tr><tr><td>Approvals on nameplate:</td><td>CE,CSA-US,NSF61,RCM</td></tr><tr><td>Valve type:</td><td>Standard</td></tr><tr><td>Maximum viscosity at 100 %:</td><td>50 mPas</td></tr><tr><td>Maximum viscosity in slow mode 50 %:</td><td>N/A mPas</td></tr><tr><td>Maximum viscosity in slow mode 25 %:</td><td>N/A mPas</td></tr><tr><td>Accuracy of repeatability:</td><td>5 %</td></tr></table> <p><b>Materials:</b></p> <table><tr><td>Dosing head:</td><td>PVC (Polyvinyl chloride)</td></tr></table>	Type key:	DDE 6-10 P-PVC/E/C-X-31U7U7BG	Max. Flow:	1.585 US gal/hour	Min flow:	6.0 ml/h	Turn-down ratio:	1:1000	Approvals on nameplate:	CE,CSA-US,NSF61,RCM	Valve type:	Standard	Maximum viscosity at 100 %:	50 mPas	Maximum viscosity in slow mode 50 %:	N/A mPas	Maximum viscosity in slow mode 25 %:	N/A mPas	Accuracy of repeatability:	5 %	Dosing head:	PVC (Polyvinyl chloride)
Type key:	DDE 6-10 P-PVC/E/C-X-31U7U7BG																							
Max. Flow:	1.585 US gal/hour																							
Min flow:	6.0 ml/h																							
Turn-down ratio:	1:1000																							
Approvals on nameplate:	CE,CSA-US,NSF61,RCM																							
Valve type:	Standard																							
Maximum viscosity at 100 %:	50 mPas																							
Maximum viscosity in slow mode 50 %:	N/A mPas																							
Maximum viscosity in slow mode 25 %:	N/A mPas																							
Accuracy of repeatability:	5 %																							
Dosing head:	PVC (Polyvinyl chloride)																							

Position	Count	Description
		Valve ball: Ceramic Gasket: EPDM  <b>Installation:</b> Range of ambient temperature: 32 .. 113 °F Maximum operating pressure: 145 psi Installation set: NO Installation type: No installation set Pump inlet: 0.17x 1/4, 1/4x3/8, 3/8x1/2" Pump outlet: 0.17x 1/4, 1/4x3/8, 3/8x1/2" Max. Suction lift during operation: 19.69 ft Max. Suction lift during priming: 6.562 ft  <b>Liquid:</b> Pumped liquid: Water Liquid temperature range: 14 .. 113 °F Liquid temperature during operation: 68 °F Density: 62.29 lb/ft³  <b>Electrical data:</b> Maximum power input - P1: 19 W Main frequency: 60 Hz Rated voltage: 1 x 100-240 V Enclosure class (IEC 34-5): IP65 / NEMA 4X Length of cable: 4.922 ft Type of cable plug: USA, Canada Inrush current: 25A at 230V for 2ms  <b>Controls:</b> Control variant: P Level control: YES Pulse control: YES Ext. Stop input: YES Output relays: YES  <b>Others:</b> Net weight: 4.41 lb Gross weight: 6.62 lb Custom tariff no.: 8413.50.0050

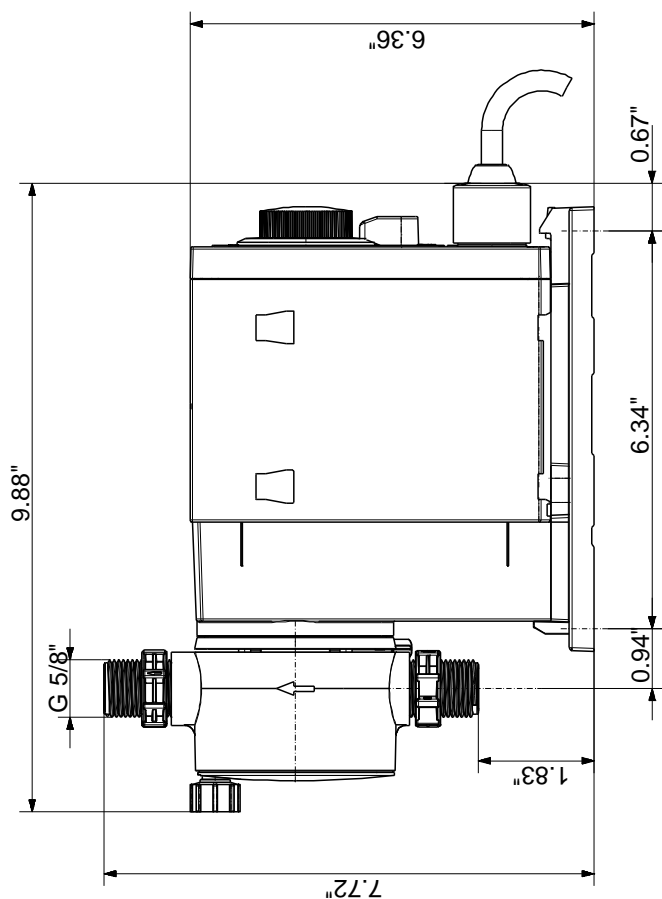
## 97721093 DDE 6-10 60 Hz



Description	Value
<b>General information:</b>	
Product name:	DDE 6-10
Product No.:	97721093
EAN:	5710622712131
<b>Technical:</b>	
Type key:	DDE 6-10 P-PVC/E/C-X-31U7U7BG
Max. Flow:	1.585 US gal/hour
Min flow:	6.0 ml/h
Turn-down ratio:	1:1000
Approvals on nameplate:	CE,CSA-US,NSF61,RCM
Valve type:	Standard
Maximum viscosity at 100 %:	50 mPas
Maximum viscosity in slow mode 50 %:	N/A mPas
Maximum viscosity in slow mode 25 %:	N/A mPas
Accuracy of repeatability:	5 %
<b>Materials:</b>	
Dosing head:	PVC (Polyvinyl chloride)
Valve ball:	Ceramic
Gasket:	EPDM
<b>Installation:</b>	
Range of ambient temperature:	32 .. 113 °F
Maximum operating pressure:	145 psi
Installation set:	NO
Installation type:	No installation set
Pump inlet:	0.17x 1/4, 1/4x3/8, 3/8x1/2"
Pump outlet:	0.17x 1/4, 1/4x3/8, 3/8x1/2"
Max. Suction lift during operation:	19.69 ft
Max. Suction lift during priming:	6.562 ft
<b>Liquid:</b>	
Pumped liquid:	Water
Liquid temperature range:	14 .. 113 °F
Liquid temperature during operation:	68 °F
Density:	62.29 lb/ft³
<b>Electrical data:</b>	
Maximum power input - P1:	19 W
Main frequency:	60 Hz
Rated voltage:	1 x 100-240 V
Enclosure class (IEC 34-5):	IP65 / NEMA 4X
Length of cable:	4.922 ft
Type of cable plug:	USA, Canada
Inrush current:	25A at 230V for 2ms
<b>Controls:</b>	
Control variant:	P
Level control:	YES
Pulse control:	YES
Ext. Stop input:	YES
Output relays:	YES
<b>Others:</b>	
Net weight:	4.41 lb
Gross weight:	6.62 lb
Custom tariff no.:	8413.50.0050



## 97721093 DDE 6-10 60 Hz



Note! All units are in [mm] unless otherwise stated.  
Disclaimer: This simplified dimensional drawing does not show all details.