


Position	Count	Description												
	1	<div><div></div><div>Product photo could vary from the actual product</div></div> <p>Product No.: 97721102 DDE 6-10 P-PVC/T/C-X-31I003BG</p> <p>The SMART Digital DDE is a compact positive displacement, diaphragm dosing pump with variable-speed drive (stepper motor) and intelligent control electronics with minimum energy consumption. The SMART Digital Dosing series operates at full stroke length to ensure optimum accuracy, priming and suction, even for degassing liquids. The duration of each discharge stroke varies according to the capacity set, resulting in optimum smooth and continuous discharge flow.</p> <p>The click-stop mounting plate allows installation in three different positions without using any additional accessories. The dosing flow can be adjusted by means of an adjustment knob on a logarithmical scale from 0.1-100%.</p> <p>The dosing head is composed of:</p> <ul style="list-style-type: none">- Long lifetime and universal chemical resistant Full-PTFE diaphragm.- Double ball valves for highest dosing accuracy.- Deaeration valve for easy start-up. <p>Operation modes:</p> <ul style="list-style-type: none">- Manual dosing from 0.1 to 100%.- Pulse control (divisor function included). <p>Other features:</p> <ul style="list-style-type: none">- 100 % key (max. capacity), e.g. for deaeration.- Operation mode switch key between manual and pulse.- Status LEDs for pulse and manual.- Mechanical lock to protect the pump against unauthorised access. <p>Signal- Inputs/outputs:</p> <ul style="list-style-type: none">- Input for pulse, external stop.- Input for empty tank signal. <p>Installation set includes:</p> <ul style="list-style-type: none">- 2 pump connections (Hose 0,17x1/4" 3).- Foot valve (without level switch).- Injection unit.- 6 m PE discharge hose.- 2 m PVC suction hose.- 2 m PVC deaeration hose (4/6 mm). <p>Technical:</p> <table><tr><td>Type key:</td><td>DDE 6-10 P-PVC/T/C-X-31I003BG</td></tr><tr><td>Max. Flow:</td><td>1.585 US gal/hour</td></tr><tr><td>Min flow:</td><td>6.0 ml/h</td></tr><tr><td>Turn-down ratio:</td><td>1:1000</td></tr><tr><td>Approvals on nameplate:</td><td>CE,CSA-US,NSF61,RCM</td></tr><tr><td>Valve type:</td><td>Standard</td></tr></table>	Type key:	DDE 6-10 P-PVC/T/C-X-31I003BG	Max. Flow:	1.585 US gal/hour	Min flow:	6.0 ml/h	Turn-down ratio:	1:1000	Approvals on nameplate:	CE,CSA-US,NSF61,RCM	Valve type:	Standard
Type key:	DDE 6-10 P-PVC/T/C-X-31I003BG													
Max. Flow:	1.585 US gal/hour													
Min flow:	6.0 ml/h													
Turn-down ratio:	1:1000													
Approvals on nameplate:	CE,CSA-US,NSF61,RCM													
Valve type:	Standard													



Company name:

Created by:

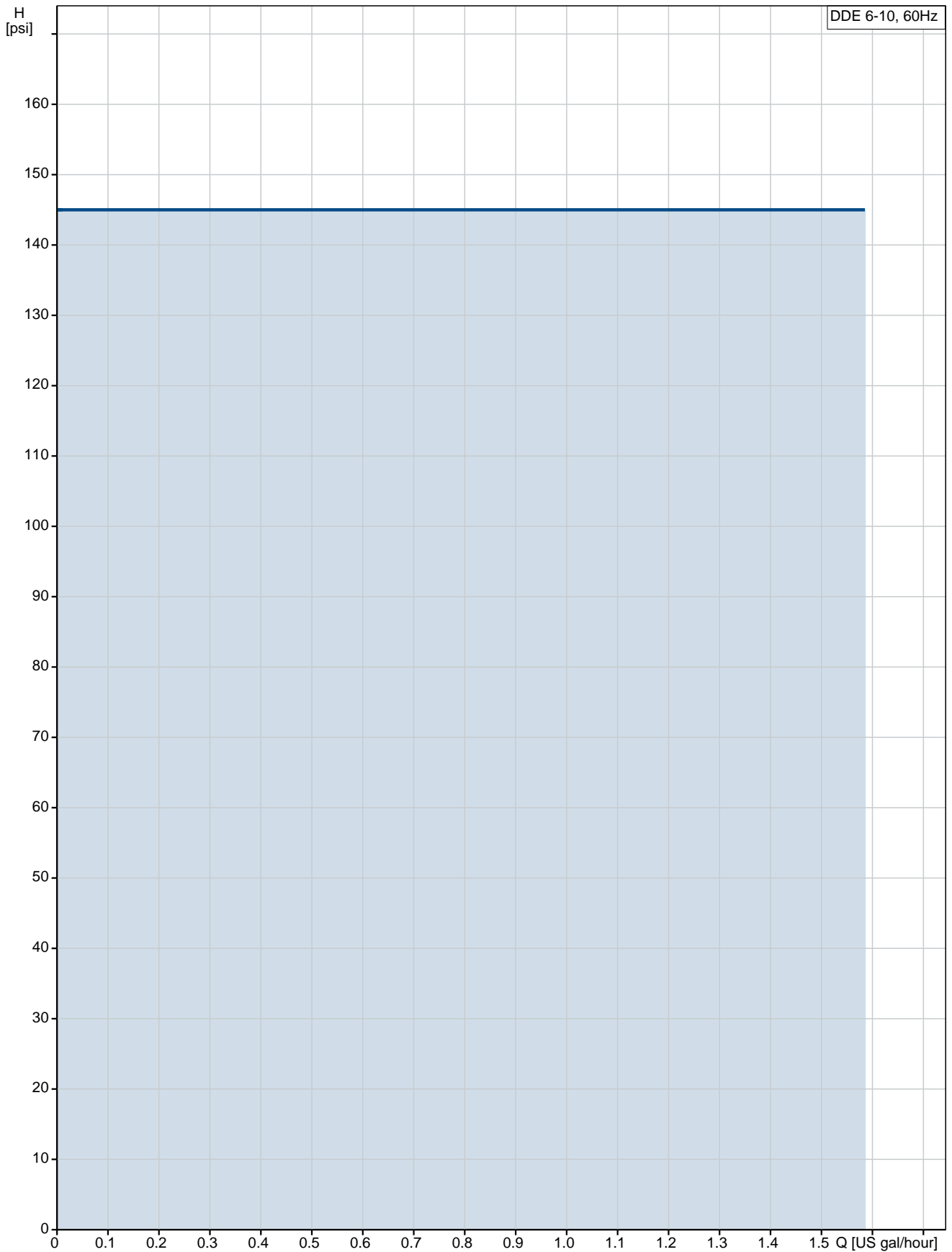
Phone:

Date:

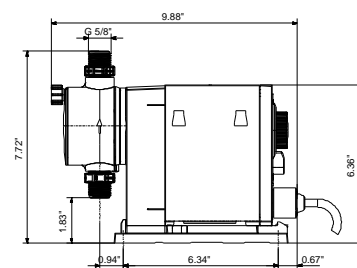
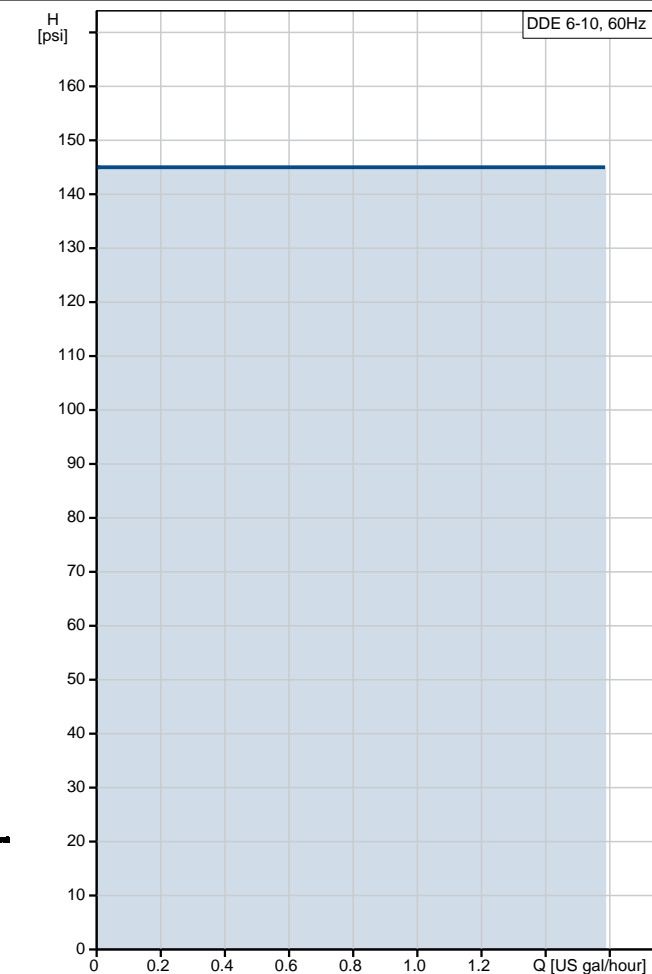
12/6/2018

Position	Count	Description
		<p>Maximum viscosity at 100 %: 50 mPas Maximum viscosity in slow mode 50 %: N/A mPas Maximum viscosity in slow mode 25 %: N/A mPas Accuracy of repeatability: 5 %</p> <p>Materials: Dosing head: PVC (Polyvinyl chloride) Valve ball: Ceramic Gasket: PTFE</p> <p>Installation: Range of ambient temperature: 32 .. 113 °F Maximum operating pressure: 145 psi Installation set: YES Installation type: 0,17x1/4" up to 7,5 l/h,16bar Pump inlet: Hose 0,17x1/4" 3 Pump outlet: Hose 0,17x1/4" 3 Max. Suction lift during operation: 19.69 ft Max. Suction lift during priming: 6.562 ft</p> <p>Liquid: Pumped liquid: Water Liquid temperature range: 14 .. 113 °F Liquid temperature during operation: 68 °F Density: 62.29 lb/ft³</p> <p>Electrical data: Maximum power input - P1: 19 W Main frequency: 60 Hz Rated voltage: 1 x 100-240 V Enclosure class (IEC 34-5): IP65 / NEMA 4X Length of cable: 4.922 ft Type of cable plug: USA, Canada Inrush current: 25A at 230V for 2ms</p> <p>Controls: Control variant: P Level control: YES Pulse control: YES Ext. Stop input: YES Output relays: YES</p> <p>Others: Net weight: 4.41 lb Gross weight: 6.62 lb Custom tariff no.: 8413.50.0050</p>

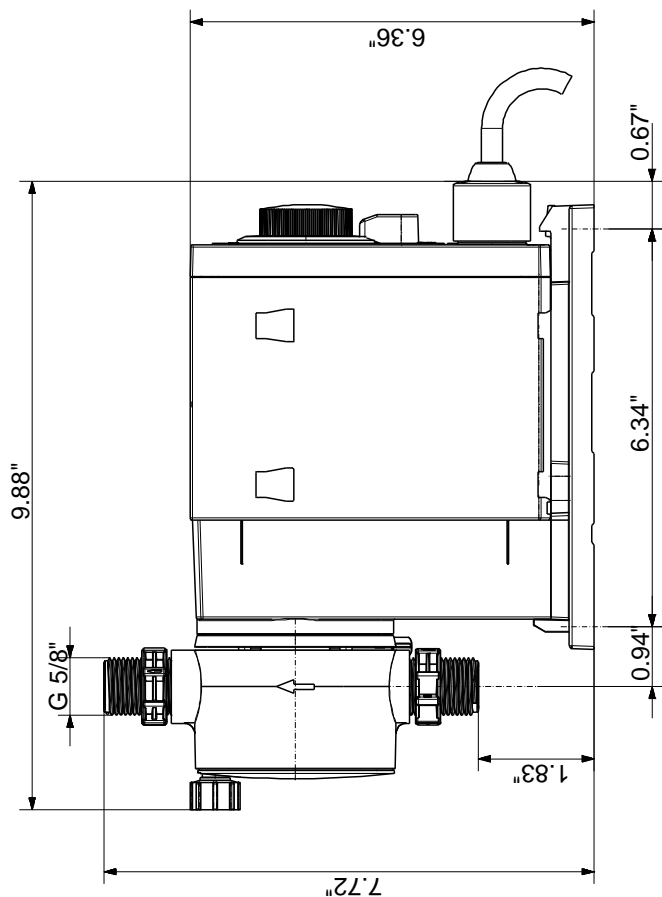
97721102 DDE 6-10 60 Hz



Description	Value
General information:	
Product name:	DDE 6-10
Product No.:	97721102
EAN:	5710622712421
Technical:	
Type key:	DDE 6-10 P-PVC/T/C-X-31I003BG
Max. Flow:	1.585 US gal/hour
Min flow:	6.0 ml/h
Turn-down ratio:	1:1000
Approvals on nameplate:	CE,CSA-US,NSF61,RCM
Valve type:	Standard
Maximum viscosity at 100 %:	50 mPas
Maximum viscosity in slow mode 50 %:	N/A mPas
Maximum viscosity in slow mode 25 %:	N/A mPas
Accuracy of repeatability:	5 %
Materials:	
Dosing head:	PVC (Polyvinyl chloride)
Valve ball:	Ceramic
Gasket:	PTFE
Installation:	
Range of ambient temperature:	32 .. 113 °F
Maximum operating pressure:	145 psi
Installation set:	YES
Installation type:	0,17x1/4" up to 7,5 l/h,16bar
Pump inlet:	Hose 0,17x1/4" 3
Pump outlet:	Hose 0,17x1/4" 3
Max. Suction lift during operation:	19.69 ft
Max. Suction lift during priming:	6.562 ft
Liquid:	
Pumped liquid:	Water
Liquid temperature range:	14 .. 113 °F
Liquid temperature during operation:	68 °F
Density:	62.29 lb/ft³
Electrical data:	
Maximum power input - P1:	19 W
Main frequency:	60 Hz
Rated voltage:	1 x 100-240 V
Enclosure class (IEC 34-5):	IP65 / NEMA 4X
Length of cable:	4.922 ft
Type of cable plug:	USA, Canada
Inrush current:	25A at 230V for 2ms
Controls:	
Control variant:	P
Level control:	YES
Pulse control:	YES
Ext. Stop input:	YES
Output relays:	YES
Others:	
Net weight:	4.41 lb
Gross weight:	6.62 lb
Custom tariff no.:	8413.50.0050



97721102 DDE 6-10 60 Hz



Note! All units are in [mm] unless otherwise stated.
Disclaimer: This simplified dimensional drawing does not show all details.