


Count	Description																																				
1	<p data-bbox="225 338 352 367">DDE 120-7</p> <div data-bbox="276 443 555 678">  </div> <p data-bbox="616 723 1072 748" style="text-align: center;">Product photo could vary from the actual product</p> <p data-bbox="225 754 632 810">Product No.: 99159432 DDE 120-7 B-SS/T/SS-F-31A3A3BG</p> <p data-bbox="225 844 1449 969">The SMART Digital DDE is a compact positive displacement, diaphragm dosing pump with variable-speed drive (PMS motor) and intelligent control electronics with minimum energy consumption. The SMART Digital Dosing series operates at full stroke length to ensure optimum accuracy, priming and suction, even for degassing liquids. The duration of each discharge stroke varies according to the capacity set, resulting in optimum smooth and continuous discharge flow.</p> <p data-bbox="225 985 1449 1061">The mounting plate allows quick installation and service. The control cube can be turned easily into front, left or right position. The dosing flow can be adjusted by means of an adjustment knob on a logarithmical scale from 0.1-100%. The control elements are protected by a transparent cover.</p> <p data-bbox="225 1099 592 1126">The dosing head is composed of:</p> <ul data-bbox="264 1131 1147 1216" style="list-style-type: none"> - Long lifetime and universal, chemically resistant full double PTFE diaphragm. - Ball valves for highest dosing accuracy. - Deaeration valve for easy startup. <p data-bbox="225 1249 424 1276">Operating modes:</p> <ul data-bbox="264 1281 667 1308" style="list-style-type: none"> - Manual dosing from 0.1 to 100%. <p data-bbox="225 1366 336 1393">Controls:</p> <table data-bbox="225 1397 628 1456"> <tr> <td>Control variant:</td> <td>B</td> </tr> <tr> <td>Ext. Stop input:</td> <td>NO</td> </tr> </table> <p data-bbox="225 1489 312 1516">Liquid:</p> <table data-bbox="225 1520 719 1635"> <tr> <td>Pumped liquid:</td> <td>Water</td> </tr> <tr> <td>Liquid temperature range:</td> <td>32 .. 122 °F</td> </tr> <tr> <td>Liquid temperature during operation:</td> <td>68 °F</td> </tr> <tr> <td>Density:</td> <td>62.29 lb/ft³</td> </tr> </table> <p data-bbox="225 1668 349 1695">Technical:</p> <table data-bbox="225 1700 994 1991"> <tr> <td>Type key:</td> <td>DDE 120-7 B-SS/T/SS-F-31A3A3BG</td> </tr> <tr> <td>Max. Flow:</td> <td>31.7 US gal/hour</td> </tr> <tr> <td>Min flow:</td> <td>150 ml/h</td> </tr> <tr> <td>Turn-down ratio:</td> <td>1:800</td> </tr> <tr> <td>Approvals on nameplate:</td> <td>CE,CSA-US,NSF61,RCM</td> </tr> <tr> <td>Valve type:</td> <td>Standard</td> </tr> <tr> <td>Maximum viscosity at 100 %:</td> <td>100 mPas</td> </tr> <tr> <td>Maximum viscosity in slow mode 50 %:</td> <td>N/A mPas</td> </tr> <tr> <td>Maximum viscosity in slow mode 25 %:</td> <td>N/A mPas</td> </tr> <tr> <td>Accuracy of repeatability:</td> <td>5 %</td> </tr> </table> <p data-bbox="225 2024 344 2051">Materials:</p> <table data-bbox="225 2056 836 2107"> <tr> <td>Dosing head:</td> <td>Stainless Steel 1.4435</td> </tr> <tr> <td>Valve ball:</td> <td>Stainless steel</td> </tr> </table>	Control variant:	B	Ext. Stop input:	NO	Pumped liquid:	Water	Liquid temperature range:	32 .. 122 °F	Liquid temperature during operation:	68 °F	Density:	62.29 lb/ft³	Type key:	DDE 120-7 B-SS/T/SS-F-31A3A3BG	Max. Flow:	31.7 US gal/hour	Min flow:	150 ml/h	Turn-down ratio:	1:800	Approvals on nameplate:	CE,CSA-US,NSF61,RCM	Valve type:	Standard	Maximum viscosity at 100 %:	100 mPas	Maximum viscosity in slow mode 50 %:	N/A mPas	Maximum viscosity in slow mode 25 %:	N/A mPas	Accuracy of repeatability:	5 %	Dosing head:	Stainless Steel 1.4435	Valve ball:	Stainless steel
Control variant:	B																																				
Ext. Stop input:	NO																																				
Pumped liquid:	Water																																				
Liquid temperature range:	32 .. 122 °F																																				
Liquid temperature during operation:	68 °F																																				
Density:	62.29 lb/ft³																																				
Type key:	DDE 120-7 B-SS/T/SS-F-31A3A3BG																																				
Max. Flow:	31.7 US gal/hour																																				
Min flow:	150 ml/h																																				
Turn-down ratio:	1:800																																				
Approvals on nameplate:	CE,CSA-US,NSF61,RCM																																				
Valve type:	Standard																																				
Maximum viscosity at 100 %:	100 mPas																																				
Maximum viscosity in slow mode 50 %:	N/A mPas																																				
Maximum viscosity in slow mode 25 %:	N/A mPas																																				
Accuracy of repeatability:	5 %																																				
Dosing head:	Stainless Steel 1.4435																																				
Valve ball:	Stainless steel																																				



Company name:

Created by:

Phone:

Date:

1/17/2019

Count	Description
	Gasket: PTFE
	Installation:
	Range of ambient temperature: 32 .. 113 °F
	Maximum operating pressure: 102 psi
	Installation set: NO
	Installation type: No installation set
	Pump inlet: Conn. threaded 3/4#NPTF CodeA3
	Pump outlet: Conn. threaded 3/4#NPTF CodeA3
	Max. Suction lift during operation: 9.843 ft
	Max. Suction lift during priming: 4.922 ft
	Electrical data:
	Maximum power input - P1: 62 W
	Main frequency: 60 Hz
	Rated voltage: 1 x 100-240 V
	Enclosure class (IEC 34-5): IP65 / NEMA 4X
	Length of cable: 4.922 ft
	Type of cable plug: USA, Canada
	Inrush current: 70A at 240V (35A/100V) for 2ms
	Others:
	Net weight: 15.4 lb
	Gross weight: 17.6 lb
	COLOR: RED



Company name:

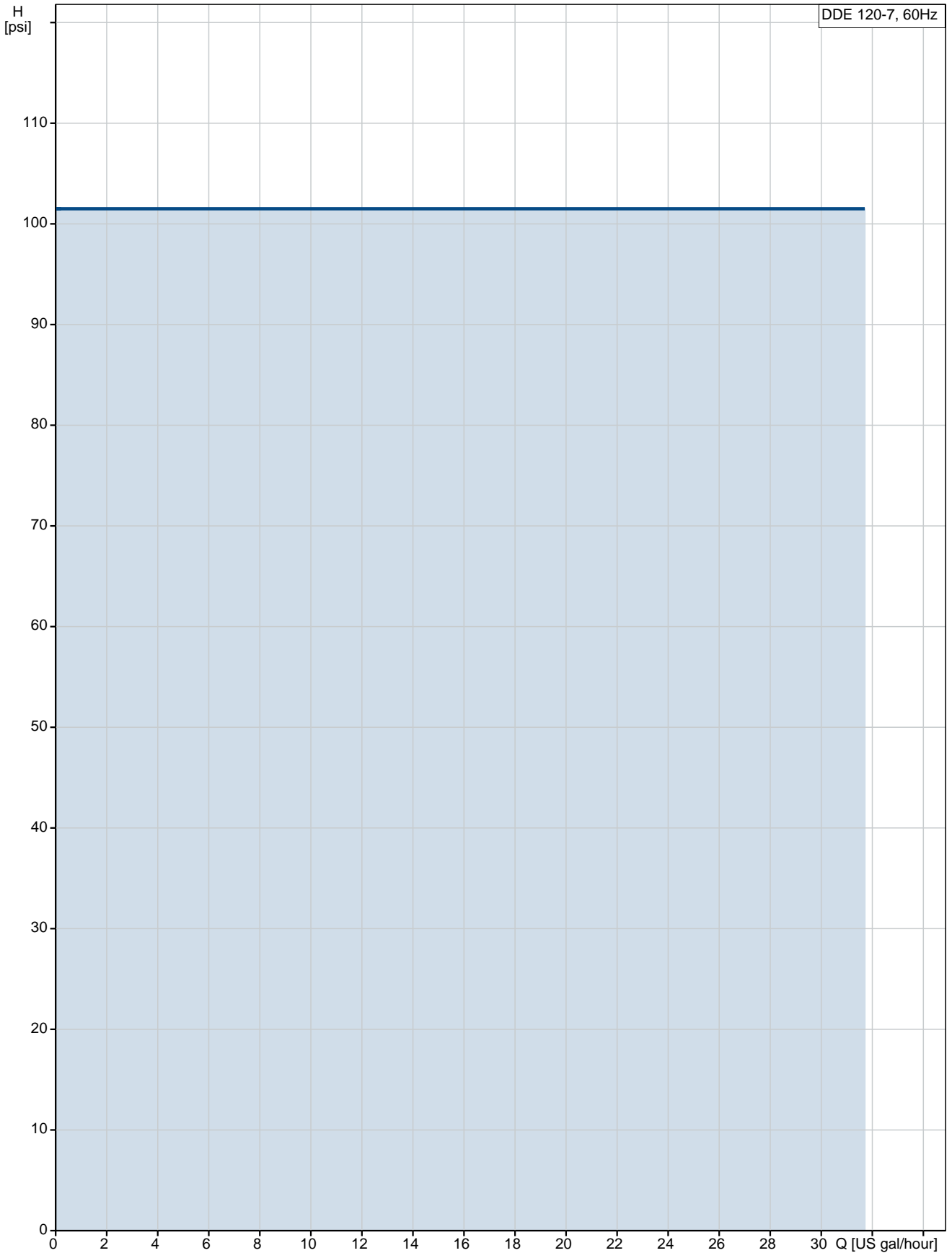
Created by:

Phone:

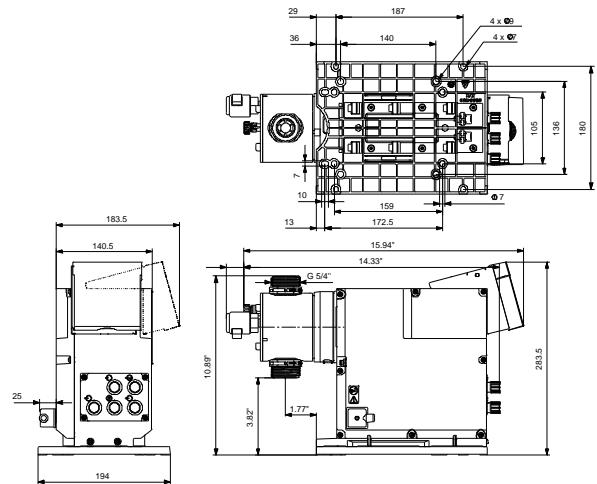
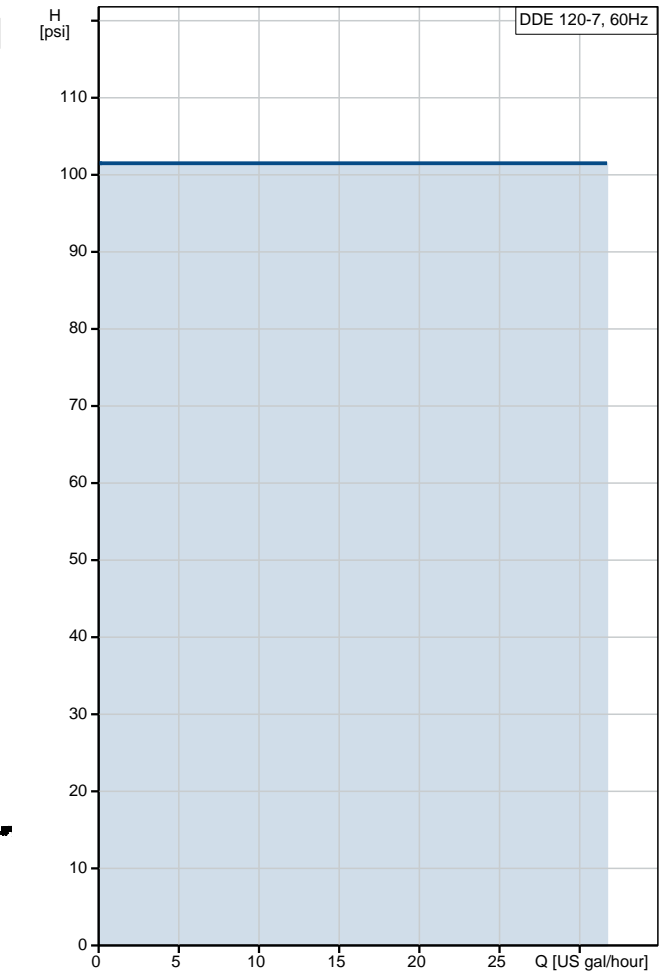
Date:

1/17/2019

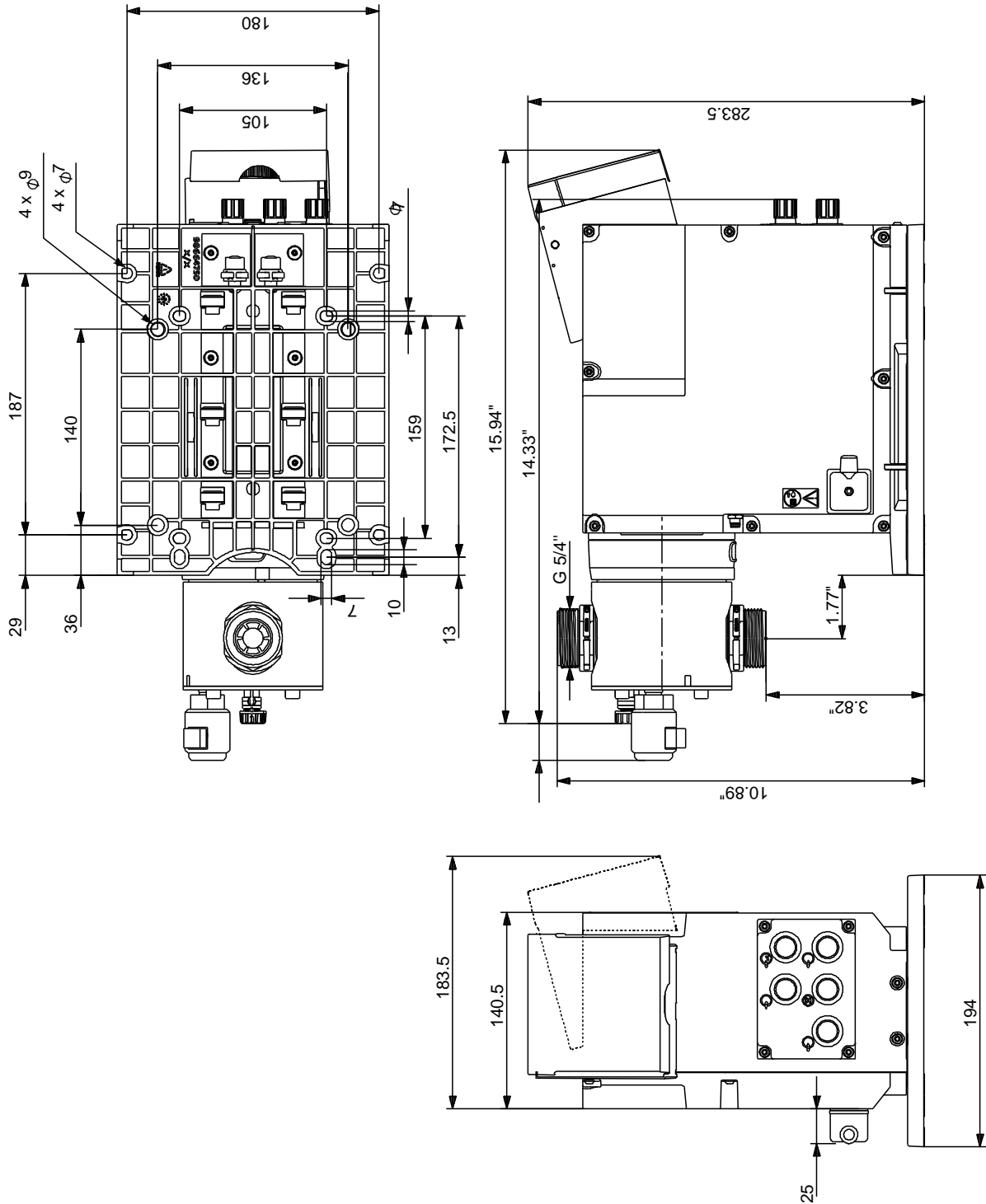
99159432 DDE 120-7 60 Hz



Description	Value
General information:	
Product name:	DDE 120-7
Product No.:	99159432
EAN:	5712607842208
Technical:	
Type key:	DDE 120-7 B-SS/T/SS-F-31A3A3BG
Max. Flow:	31.7 US gal/hour
Min flow:	150 ml/h
Turn-down ratio:	1:800
Approvals on nameplate:	CE,CSA-US,NSF61,RCM
Valve type:	Standard
Maximum viscosity at 100 %:	100 mPas
Maximum viscosity in slow mode 50 %:	N/A mPas
Maximum viscosity in slow mode 25 %:	N/A mPas
Accuracy of repeatability:	5 %
Materials:	
Dosing head:	Stainless Steel 1.4435
Valve ball:	Stainless steel
Gasket:	PTFE
Installation:	
Range of ambient temperature:	32 .. 113 °F
Maximum operating pressure:	102 psi
Installation set:	NO
Installation type:	No installation set
Pump inlet:	Conn. threaded 3/4#NPTF CodeA3
Pump outlet:	Conn. threaded 3/4#NPTF CodeA3
Max. Suction lift during operation:	9.843 ft
Max. Suction lift during priming:	4.922 ft
Liquid:	
Pumped liquid:	Water
Liquid temperature range:	32 .. 122 °F
Liquid temperature during operation:	68 °F
Density:	62.29 lb/ft ³
Electrical data:	
Maximum power input - P1:	62 W
Main frequency:	60 Hz
Rated voltage:	1 x 100-240 V
Enclosure class (IEC 34-5):	IP65 / NEMA 4X
Length of cable:	4.922 ft
Type of cable plug:	USA, Canada
Inrush current:	70A at 240V (35A/100V) for 2ms
Controls:	
Control variant:	B
Control panel:	FRONT-MOUNTED
Ext. Stop input:	NO
Others:	
Net weight:	15.4 lb
Gross weight:	17.6 lb
COLOR:	RED



99159432 DDE 120-7 60 Hz



Note! All units are in [mm] unless otherwise stated.
Disclaimer: This simplified dimensional drawing does not show all details.