



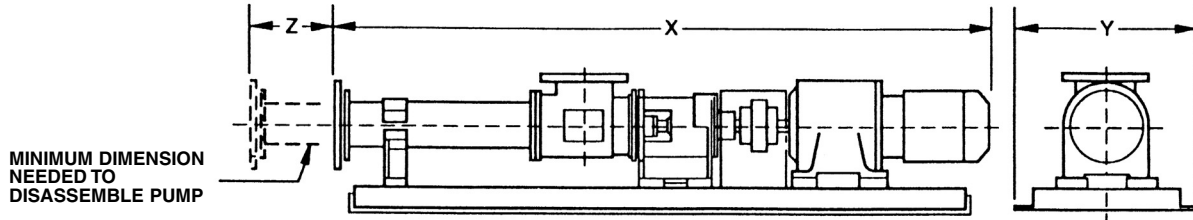
Always the Right Solution™

Section: Moyno® 2000
PUMP, DRIVE AND BASE DIMENSIONS

Page: 1 of 3

Date: February 2009

IN-LINE GEARMOTOR ARRANGEMENT



PUMP	X	Y	Z	MAX HP	MAX UNIT WT.	PUMP	X	Y	Z	MAX HP	MAX UNIT WT.
4E008G1	101	26	7	20	980	4G090G1	203	37	7	100	4,530
6E008G1	122	30	7	30	1,060	1G115G1	112	30	9	40	2,800
1E012G1	74	23	7	5	680	2G115G1	135	32	9	60	3,920
2E012G1	90	23	7	10	790	6H036G1	193	34	10	75	4,000
4E012G1	113	26	7	20	1,000	6H050G1	230	37	10	100	4,350
1E022G1	80	23	7	10	820	4H065G1	181	37	10	100	4,680
2E022G1	94	23	7	20	1,050	6H065G1	216	37	10	100	4,980
4E022G1	125	26	7	30	1,180	4H090G1	207	37	10	100	4,720
1E036G1	84	26	7	20	990	2H115G1	152	34	10	75	4,290
2E036G1	103	30	7	30	1,140	4H115G1	202	37	10	100	5,060
1E050G1	89	26	7	20	1,030	1H175G1	125	32	13	50	3,460
2E050G1	115	30	7	30	1,220	2H175G1	163	37	13	100	5,040
6F012G1	145	30	8	30	1,270	6J065G1	227	42	12	150	5,720
4F022G1	136	30	8	40	1,900	6J090G1	267	42	12	150	5,780
6F022G1	162	30	8	40	2,040	4J115G1	213	42	12	150	6,300
2F036G1	106	26	8	30	1,260	6J115G1	260	42	12	150	6,560
4F036G1	142	30	8	40	2,290	2J175G1	167	37	12	100	5,160
2F050G1	123	30	8	40	1,920	4J175G1	226	42	12	150	6,220
4F050G1	163	30	8	40	2,320	1J345G1	160	37	12	100	5,670
1F065G1	97	26	8	25	1,550	2J345G1	212	42	12	150	6,660
2F065G1	114	30	8	30	1,670	6K115G1	274	47	13	200	7,060
1F090G1	103	30	8	30	1,590	4K175G1	239	47	13	200	7,210
2F090G1	128	30	8	30	1,730	6K175G1	292	47	13	200	7,740
6G022G1	170	32	7	50	2,360	2K345G1	224	42	13	150	6,820
4G036G1	151	32	7	50	2,630	3K345G1	270	47	13	200	7,460
6G036G1	184	32	7	60	3,590	4K345G1	317	47	13	200	8,025
4G050G1	177	32	7	60	3,490	1K620G1	206	37	13	100	6,110
6G050G1	217	32	7	60	3,640	2K620G1	292	42	13	150	7,320
2G065G1	128	32	7	50	2,540	1K800G1	203	42	13	150	6,890
4G065G1	169	32	7	60	3,690	2K800G1	262	47	13	200	7,700
2G090G1	146	32	7	60	3,390						

All dimensions in inches.
Dimensions and weights are estimates only. Actual values may vary.



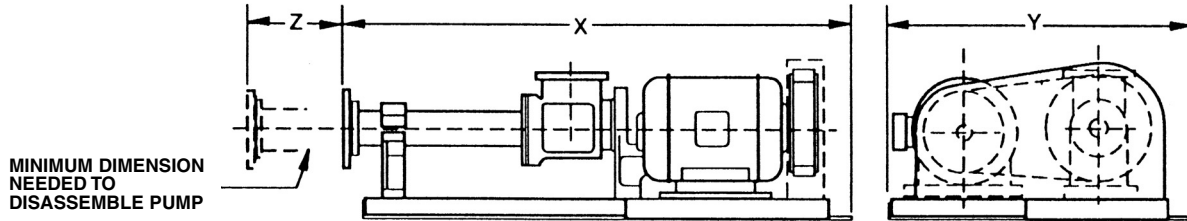
Always the Right Solution™

Section: Moyno® 2000
PUMP, DRIVE AND BASE DIMENSIONS

Page: 2 of 3

Date: February 2009

BELT AND PULLEY ARRANGEMENT



PUMP	X	Y	Z	MAX HP	MAX UNIT WT.	PUMP	X	Y	Z	MAX HP	MAX UNIT WT.
4E008G1	68	42	7	20	980	4G090G1	142	60	7	100	4,530
6E008G1	84	42	7	30	1,060	1G115G1	67	44	9	40	2,800
1E012G1	46	42	7	5	680	2G115G1	90	50	9	60	3,920
2E012G1	58	42	7	10	790	6H036G1	135	60	10	75	4,000
4E012G1	80	42	7	20	1,000	6H050G1	168	60	10	100	4,350
1E022G1	48	42	7	10	820	4H065G1	120	60	10	100	4,680
2E022G1	61	42	7	20	1,050	6H065G1	155	60	10	100	4,980
4E022G1	87	42	7	30	1,180	4H090G1	146	60	10	100	4,720
1E036G1	51	44	7	20	990	2H115G1	94	60	10	75	4,290
2E036G1	65	44	7	30	1,140	4H115G1	141	60	10	100	5,060
1E050G1	56	44	7	20	1,030	1H175G1	76	60	13	50	3,460
2E050G1	76	44	7	30	1,220	2H175G1	102	60	13	100	5,040
6F012G1	107	42	8	30	1,270	6J065G1	160	80	12	150	5,720
4F022G1	91	42	8	40	1,900	6J090G1	200	80	12	150	5,780
6F022G1	117	44	8	40	2,040	4J115G1	146	80	12	150	6,300
2F036G1	68	44	8	30	1,260	6J115G1	193	80	12	150	6,560
4F036G1	97	44	8	40	2,290	2J175G1	106	60	12	100	5,160
2F050G1	78	44	8	40	1,920	4J175G1	161	80	12	150	6,220
4F050G1	118	44	8	40	2,320	1J345G1	99	60	12	100	5,670
1F065G1	59	44	8	25	1,550	2J345G1	145	80	12	150	6,660
2F065G1	76	44	8	30	1,670	6K115G1	207	80	13	200	7,060
1F090G1	65	44	8	30	1,590	4K175G1	172	80	13	200	7,210
2F090G1	90	44	8	30	1,730	6K175G1	225	80	13	200	7,740
6G022G1	121	50	7	50	2,360	2K345G1	157	80	13	150	6,820
4G036G1	102	50	7	50	2,630	3K345G1	203	80	13	200	7,460
6G036G1	130	44	7	60	3,590	4K345G1	250	80	13	200	8,025
4G050G1	123	44	7	60	3,490	1K620G1	145	60	13	100	6,110
6G050G1	163	44	7	60	3,640	2K620G1	225	80	13	150	7,320
2G065G1	79	50	7	50	2,540	1K800G1	136	80	13	150	6,890
4G065G1	115	50	7	60	3,690	2K800G1	195	80	13	200	7,700
2G090G1	92	50	7	60	3,390						

All dimensions in inches.

Dimensions and weights are estimates only. Actual values may vary.



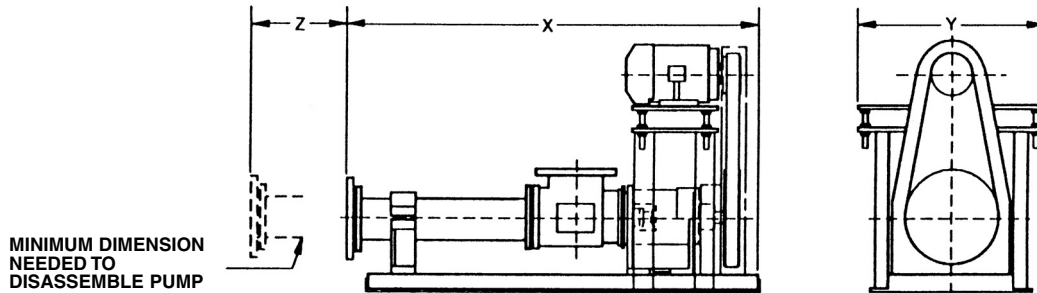
Always the Right Solution™

Section: Moyno® 2000
PUMP, DRIVE AND BASE DIMENSIONS

Page: 3 of 3

Date: February 2009

PIGGYBACK BELT AND PULLEY ARRANGEMENT



PUMP	X	Y	Z	MAX HP	MAX UNIT WT.	PUMP	X	Y	Z	MAX HP	MAX UNIT WT.
4E008G1	68	26	7	20	980	4G090G1	142	37	7	100	4,530
6E008G1	84	30	7	30	1,060	1G115G1	67	30	9	40	2,800
1E012G1	46	23	7	5	680	2G115G1	90	32	9	60	3,920
2E012G1	58	23	7	10	790	6H036G1	135	34	10	75	4,000
4E012G1	80	26	7	20	1,000	6H050G1	168	37	10	100	4,350
1E022G1	48	23	7	10	820	4H065G1	120	37	10	100	4,680
2E022G1	61	23	7	20	1,050	6H065G1	155	37	10	100	4,980
4E022G1	87	26	7	30	1,180	4H090G1	146	37	10	100	4,720
1E036G1	51	26	7	20	990	2H115G1	94	34	10	75	4,290
2E036G1	65	30	7	30	1,140	4H115G1	141	37	10	100	5,060
1E050G1	56	26	7	20	1,030	1H175G1	76	32	13	50	3,460
2E050G1	76	30	7	30	1,220	2H175G1	102	37	13	100	5,040
6F012G1	107	30	8	30	1,270	6J065G1	160	42	12	150	5,720
4F022G1	91	30	8	40	1,900	6J090G1	200	42	12	150	5,780
6F022G1	117	30	8	40	2,040	4J115G1	146	42	12	150	6,300
2F036G1	68	26	8	30	1,260	6J115G1	193	42	12	150	6,560
4F036G1	97	30	8	40	2,290	2J175G1	106	37	12	100	5,160
2F050G1	78	30	8	40	1,920	4J175G1	161	42	12	150	6,220
4F050G1	118	30	8	40	2,320	1J345G1	99	37	12	100	5,670
1F065G1	59	26	8	25	1,550	2J345G1	145	42	12	150	6,660
2F065G1	76	30	8	30	1,670	6K115G1	207	47	13	200	7,060
1F090G1	65	30	8	30	1,590	4K175G1	172	47	13	200	7,210
2F090G1	90	30	8	30	1,730	6K175G1	225	47	13	200	7,740
6G022G1	121	32	7	50	2,360	2K345G1	157	42	13	150	6,820
4G036G1	102	32	7	50	2,630	3K345G1	203	47	13	200	7,460
6G036G1	130	32	7	60	3,590	4K345G1	250	47	13	200	8,025
4G050G1	123	32	7	60	3,490	1K620G1	145	37	13	100	6,110
6G050G1	163	32	7	60	3,640	2K620G1	225	42	13	150	7,320
2G065G1	79	32	7	50	2,540	1K800G1	136	42	13	150	6,890
4G065G1	115	32	7	60	3,690	2K800G1	195	47	13	200	7,700
2G090G1	92	32	7	60	3,390						

All dimensions in inches.
Dimensions and weights are estimates only. Actual values may vary.