

PROJECT: _____	UNIT TAG: _____	QUANTITY: _____
REPRESENTATIVE: _____	TYPE OF SERVICE: _____	DATE: _____
ENGINEER: _____	SUBMITTED BY: _____	DATE: _____
CONTRACTOR: _____	APPROVED BY: _____	DATE: _____
	ORDER NO.: _____	DATE: _____

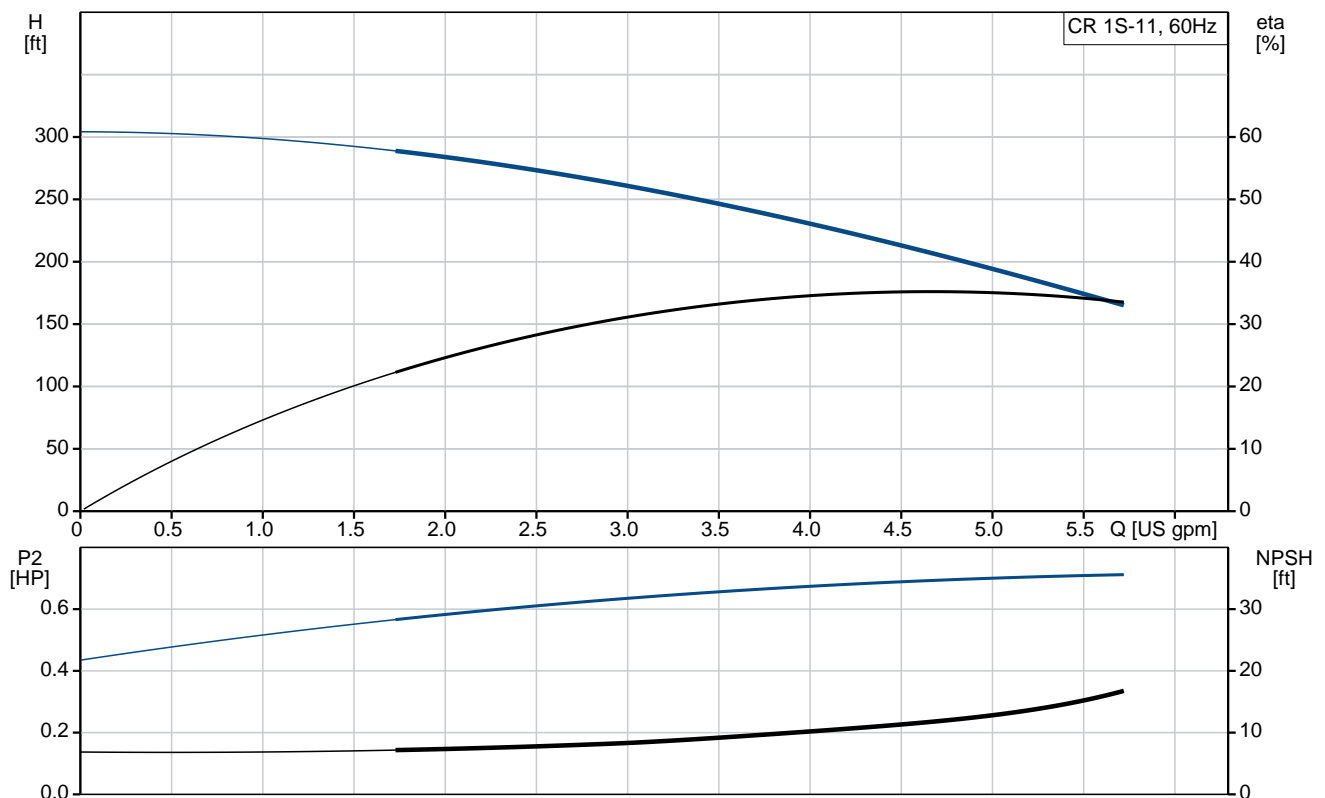


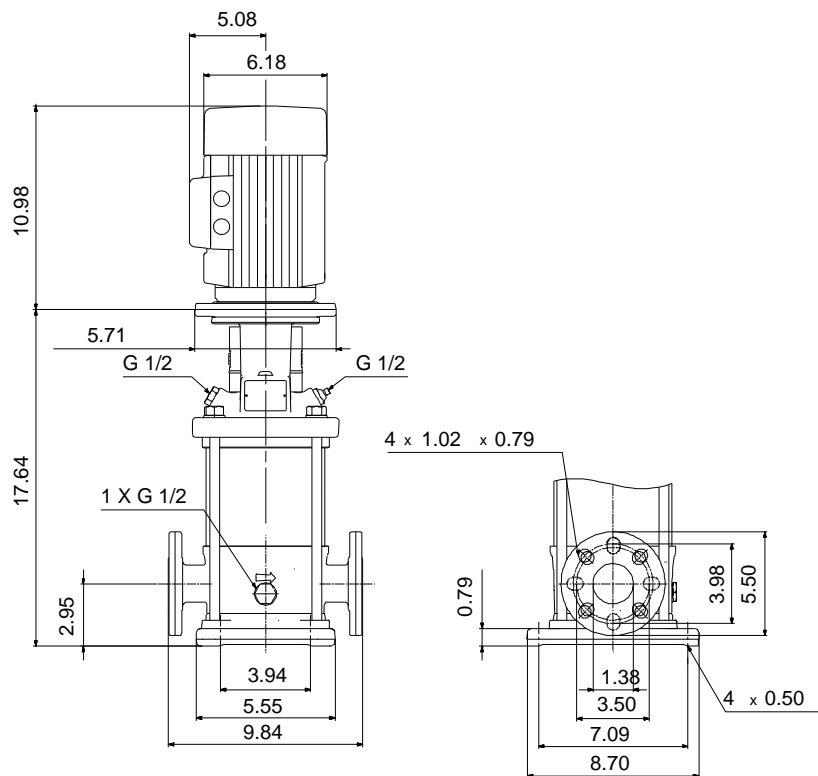
CR 1S-11 A-FGJ-A-E-HQQE

Vertical, multistage centrifugal pump with suction and discharge ports on the same level. The pump head and base are in cast iron. All other wetted parts are in stainless steel (EN 1.4301)(AISI 304)

Product photo could vary from the actual product


Conditions of Service	Pump Data	Motor Data
Flow: _____	Max pressure at stated temperature: 363 psi / 250 °F	Rated power - P2: 0.75 HP
Head: _____	Liquid temperature range: -4 .. 248 °F	Rated voltage: 115/208-230 V
Efficiency: _____	Maximum ambient temperature: 104 °F	Main frequency: 60 Hz
Liquid: Water	Approvals: CURUS, NSF61	Enclosure class: 54 Dust/Splashing
Temperature: 68 °F	Shaft seal: HQQE	Insulation class: B
NPSH required: ft	Product number: 96081038	Motor protection: NONE
Viscosity: _____		Motor type: Baldor
Specific Gravity: 1.000		





Materials:

Base:	Cast iron EN 1561 EN-GJL-200 ASTM A48-25B
Impeller:	Stainless steel AISI 304 EN 1.4301
Material code:	A
Code for rubber:	E

Count	Description
1	<p>CR 1S-11 A-FGJ-A-E-HQQE</p>  <p>Product No.: 96081038 Vertical, non-self-priming, multistage, in-line, centrifugal pump for installation in pipe systems and mounting on a foundation.</p> <p>The pump has the following characteristics:</p> <ul style="list-style-type: none"> - Impellers and intermediate chambers are made of - The shaft seal has assembly length according to EN 12756. - Power transmission is via cast iron split coupling. <p>The motor is a 1-phase AC motor.</p> <p>Controls: Frequency converter: NONE</p> <p>Liquid: Pumped liquid: Water Liquid temperature range: -4 .. 248 °F Liquid temperature during operation: 68 °F Density: 62.29 lb/ft³</p> <p>Technical: Rated pump speed: 3464 rpm Rated flow: 4.84 US gpm Rated head: 200.1 ft Pump orientation: Vertical Shaft seal arrangement: Single Code for shaft seal: HQQE Approvals on nameplate: CURUS,NSF61 Curve tolerance: ISO9906:2012 3B</p> <p>Materials: Base: Cast iron EN 1561 EN-GJL-200 ASTM A48-25B Impeller: Stainless steel EN 1.4301 AISI 304 Bearing: SIC</p> <p>Installation: Maximum ambient temperature: 104 °F Maximum operating pressure: 363 psi Max pressure at stated temperature: 363 psi / 250 °F 363 psi / -4 °F Type of connection: DIN / ANSI / JIS</p>



Company name:

Created by:

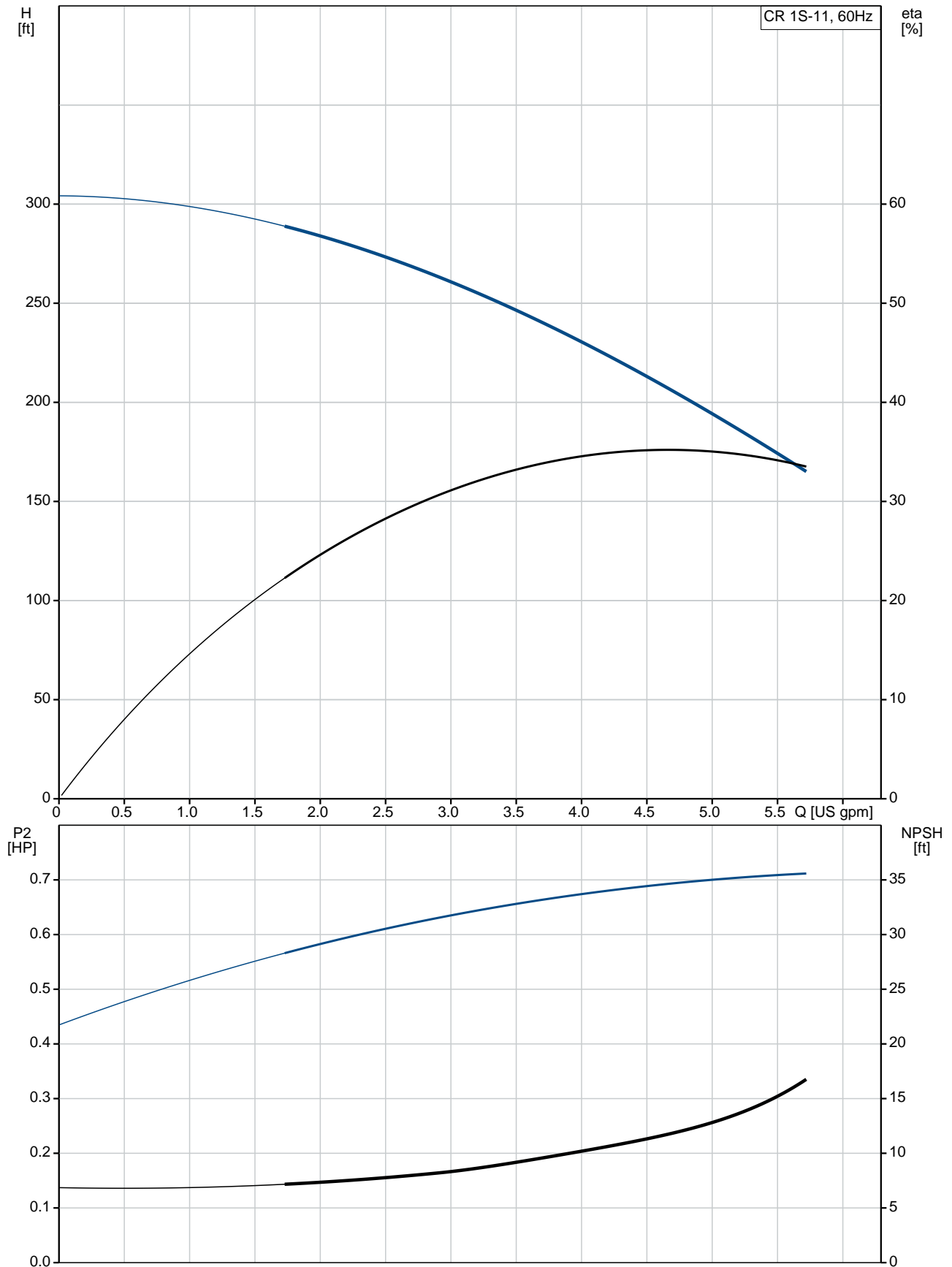
Phone:

Date:

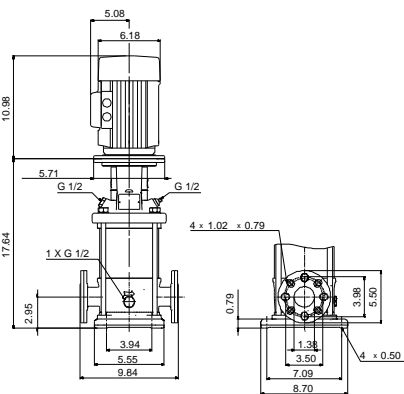
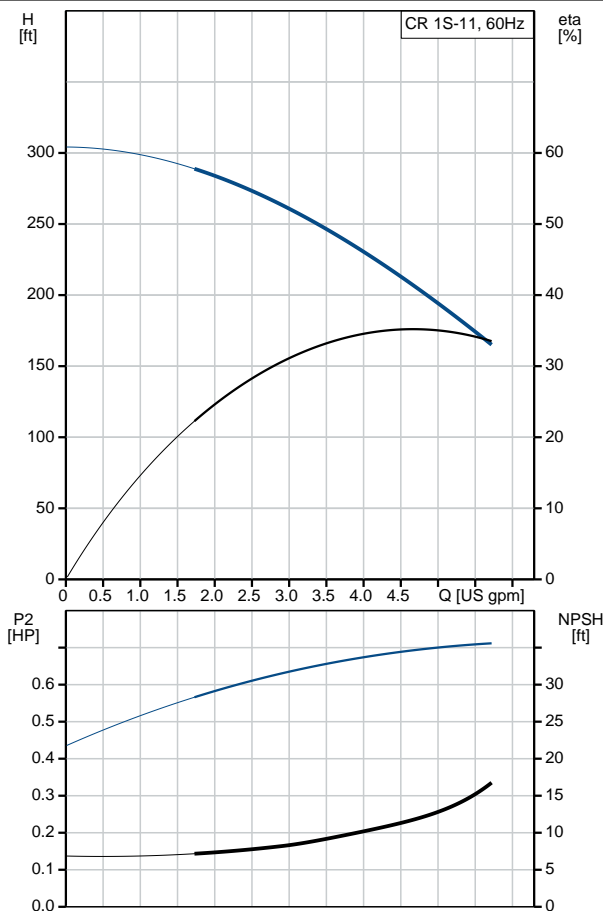
2/25/2019

Count	Description
	<p>Size of inlet connection: DN 25/32 Size of suction port: 1 1/4 inch Size of outlet connection: DN 25/32 Size of outlet port: 1 1/4 inch Pressure rating for pipe connection: PN 25 Flange rating inlet: 250 lb Flange size for motor: 56C</p> <p>Electrical data: Motor standard: NEMA Motor type: Baldor Rated power - P2: 0.75 HP Power (P2) required by pump: 0.75 HP Main frequency: 60 Hz Rated voltage: 1 x 115/208-230 V Service factor: 1.25 Rated current: 9,60/5,00-4,80 A Rated speed: 3450 rpm Number of poles: 2 Enclosure class (IEC 34-5): 54 Dust/Splashing Insulation class (IEC 85): B</p> <p>Others: Net weight: 72.5 lb Gross weight: 87.1 lb Shipping volume: 6.11 ft³ Country of origin: US Custom tariff no.: 8413.70.2040</p>

96081038 CR 1S-11 A-FGJ-A-E-HQQE 60 Hz



Description	Value
General information:	
Product name:	CR 1S-11 A-FGJ-A-E-HQQE
Product No.:	96081038
EAN:	5700395154955
Technical:	
Rated pump speed:	3464 rpm
Rated flow:	4.84 US gpm
Rated head:	200.1 ft
Head max:	303.2 ft
Stages:	11
Impellers:	11
Number of reduced-diameter impellers:	0
Low NPSH:	N
Pump orientation:	Vertical
Shaft seal arrangement:	Single
Code for shaft seal:	HQQE
Approvals on nameplate:	CURUS, NSF61
Curve tolerance:	ISO9906:2012 3B
Pump version:	A
Model:	A
Cooling:	TEFC
Materials:	
Base:	Cast iron EN 1561 EN-GJL-200 ASTM A48-25B
Impeller:	Stainless steel EN 1.4301 AISI 304
Material code:	A
Code for rubber:	E
Bearing:	SIC
Installation:	
Maximum ambient temperature:	104 °F
Maximum operating pressure:	363 psi
Max pressure at stated temperature:	363 psi / -4 °F
Type of connection:	DIN / ANSI / JIS
Size of inlet connection:	DN 25/32
Size of suction port:	1 1/4 inch
Size of outlet connection:	DN 25/32
Size of outlet port:	1 1/4 inch
Pressure rating for pipe connection:	PN 25
Flange rating inlet:	250 lb
Flange size for motor:	56C
Connect code:	FGJ
Liquid:	
Pumped liquid:	Water
Liquid temperature range:	-4 .. 248 °F
Liquid temperature during operation:	68 °F
Density:	62.29 lb/ft³
Electrical data:	
Motor standard:	NEMA
Motor type:	Baldor
Rated power - P2:	0.75 HP
Power (P2) required by pump:	0.75 HP
Main frequency:	60 Hz
Rated voltage:	1 x 115/208-230 V





Company name:

Created by:

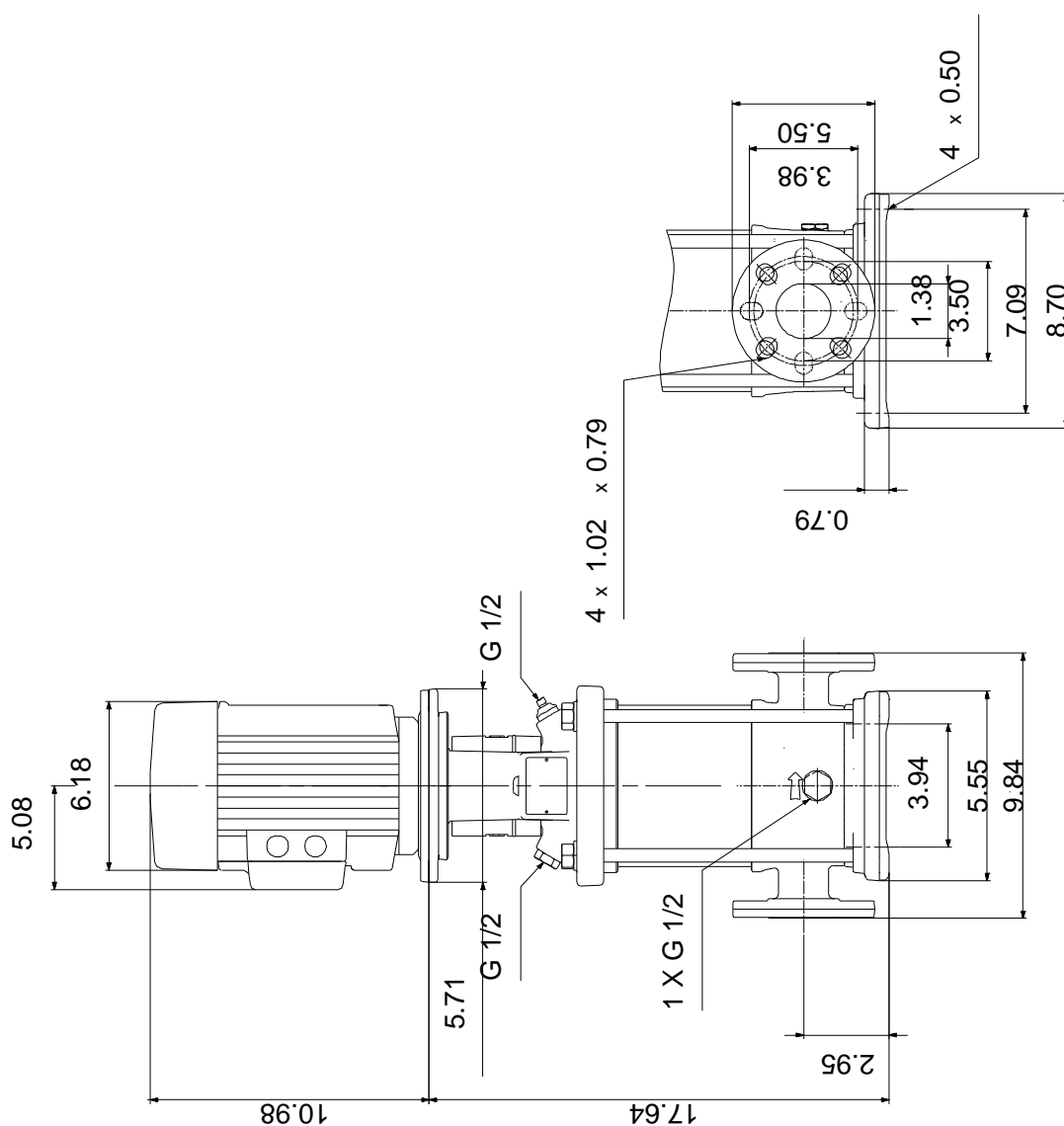
Phone:

Date:

2/25/2019

Description	Value
Service factor:	1.25
Rated current:	9,60/5,00-4,80 A
Load current:	11.4/6.0-5.7 A
Rated speed:	3450 rpm
Number of poles:	2
Enclosure class (IEC 34-5):	54 Dust/Splashing
Insulation class (IEC 85):	B
Motor protection:	NONE
Motor Number:	84Z04001
Controls:	
Frequency converter:	NONE
Others:	
Net weight:	72.5 lb
Gross weight:	87.1 lb
Shipping volume:	6.11 ft ³
Country of origin:	US
Custom tariff no.:	8413.70.2040

96081038 CR 1S-11 A-FGJ-A-E-HQQE 60 Hz



Note! All units are in [mm] unless otherwise stated.
Disclaimer: This simplified dimensional drawing does not show all details.

96081038 CR 1S-11 A-FGJ-A-E-HQQE 60 Hz



All units are [mm] unless otherwise presented.