


Customer	Date	28.02.2019
Contact	Project	
Phone number	Project no.	
Email		



# 22BF1G4F0

## Operating Data

Pump type	Fluid	Water
No. of pumps / Reserve	Operating temperature t A	°F 39.2
Nominal flow US g.p.m.	pH-value at t A	7
Nominal head ft	Density at t A	lb/ft³ 62.4
Static head ft	Kin. viscosity at t A	ft²/s 1.689E-5
Inlet pressure psi	Vapor pressure at t A	psi 14.5
Environmental temperature °F	Solids	0
Available system NPSH ft	Altitude	ft 0

## Pump Data

Make	Goulds Water Technology	Nominal	US g.p.m.	( )
Speed	rpm 3600	Flow	Max-	US g.p.m. 73.9
Number of stages	1		Min-	US g.p.m.
Max. casing pressure	psi		Nominal	ft
Max. working pressure	psi 41.1	Head	at Qmax	ft 62.6
Head H(Q=0)	ft 95		at Qmin	ft 94.7
Weight	lb 104	Shaft power	hp	( )
	Max. inch 6 3/4	Max. shaft power	hp	2.2
Impeller R	designed inch 5 1/16	Efficiency	%	
	Min. inch 3 13/16	NPSH 3%2525	ft	

## Shaft Seal

Type	Car/Cer/Buna [Max Temp. 212°F/100°C] (Std.)	Xylem
Rotary	Carbon	
Stationary	Ceramic	
Elastomers	Buna-N	
Metal Parts	316 SS	
Application	General Use, Clean Water to 212°F/100°C, Non-Fluctuating Temp	


## Motor Data

Specific design	1ph TEFC	Speed	3500 rpm	Insulation class	F
Electric voltage	230V 145JM	Frame size	145JM	Colour	RAL 5010
Type	(C08722)	Degree of protection	IP 55		
Rated power	2 hp	Electric current	11.5 A		

## Remarks:

Customer	Date	28.02.2019
Contact	Project	
Phone number	Project no.	
Email		

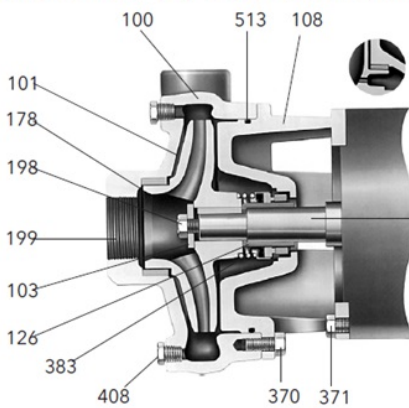
# 22BF1G4F0



## Pump Materials

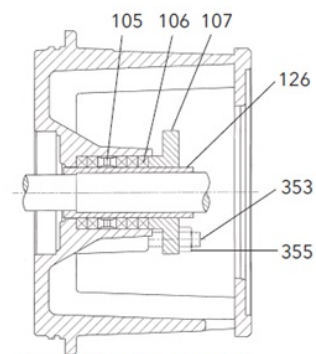
100 - Casing	Gray cast iron ASTM A48 CL20B
101 - Impeller	Silicon bronze ASTM B584, C87500
103 - Casing wear ring	Bismuth brass
108 - Adapter	Cast iron ASTM A48 CL30
184 - Adapter Casing (One piece with adapter)	Cast iron ASTM A48 CL30
198 - Impeller bolt	Cast iron ASTM A48 CL30
199 - Impeller washer	AISI Type 300 series stainless steel
378 - Hex head cap screw (adapter to case)	Carbon Steel
371 - Hex head cap screw (adapter to motor)	Steel SAE 1200 Grade 5
383 - Mechanical seal	Steel SAE 1200 Grade 5
408 - Pipe plug 1/4" or 3/8"	See seal chart
513 - O-ring	Steel
	BUNA-N

### 3656 S-GROUP MATERIALS OF CONSTRUCTION MATERIALES DE CONSTRUCCIÓN - GRUPO S, MODELO 3756




Back wearing ring on S-Group (2½ x 3 - 7) only  
*Anillo de desgaste posterior en el Grupo S (2½x 3 - 7) únicamente.*

AISI 1045 steel motor shaft extension (typical)  
*Extensión del eje del motor de acero AISI 1045 (típico)*



Packed Box Arrangement  
*Caja prensaestopas*

Remarks:



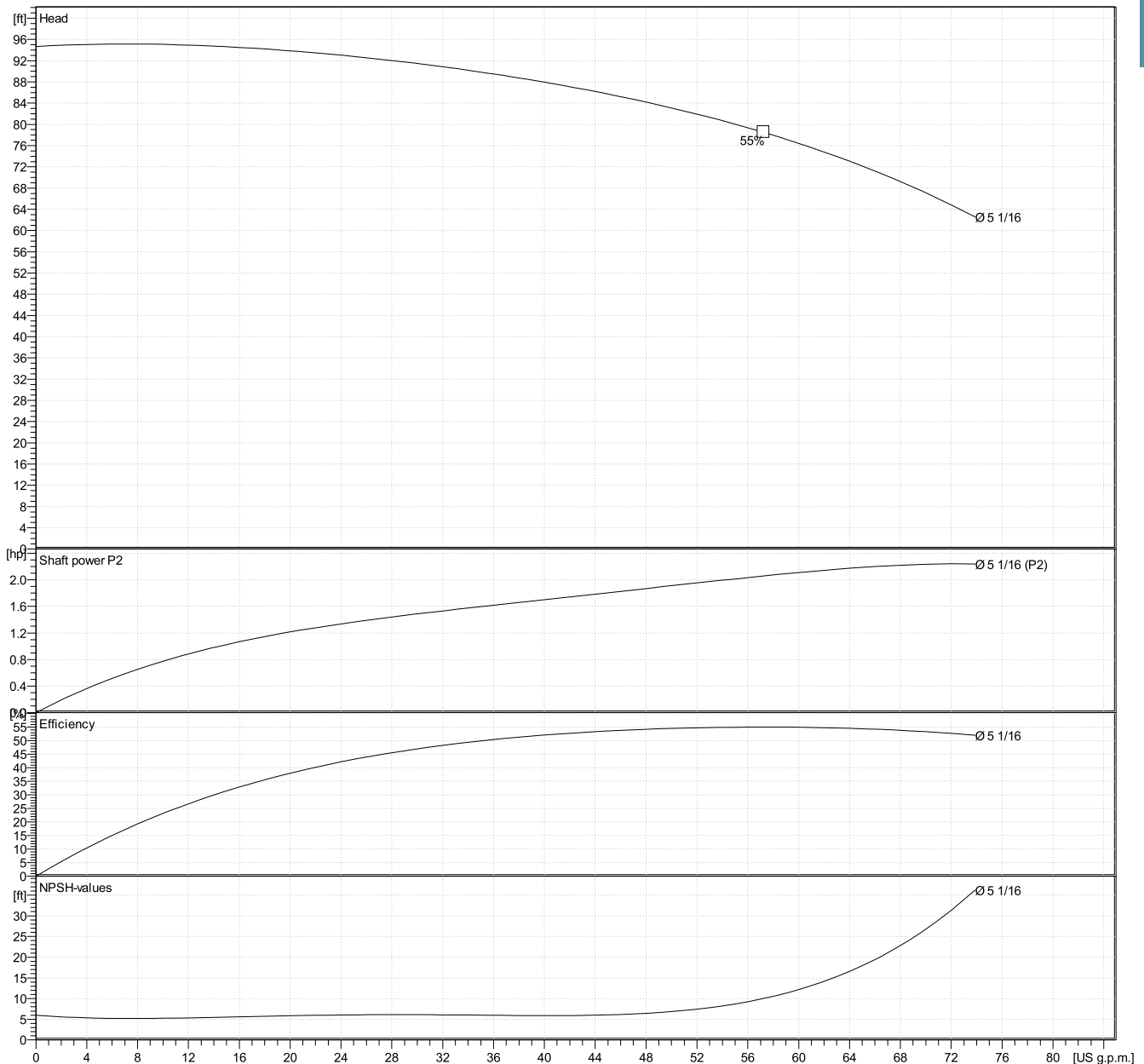
Customer	Date	28.02.2019
Contact	Project	
Phone number	Project no.	
Email		

## 22BF1G4F0

### Hydraulic Data

Operating Data Specification		Hydraulic data (duty point)		Impeller design	
Flow	0 US g.p.m.	Flow		Impeller R	5 <sup>1</sup> / <sub>16</sub> "
Head	0 ft	Head		Frequency	60 Hz
Static head	0 ft			Speed	3600 rpm

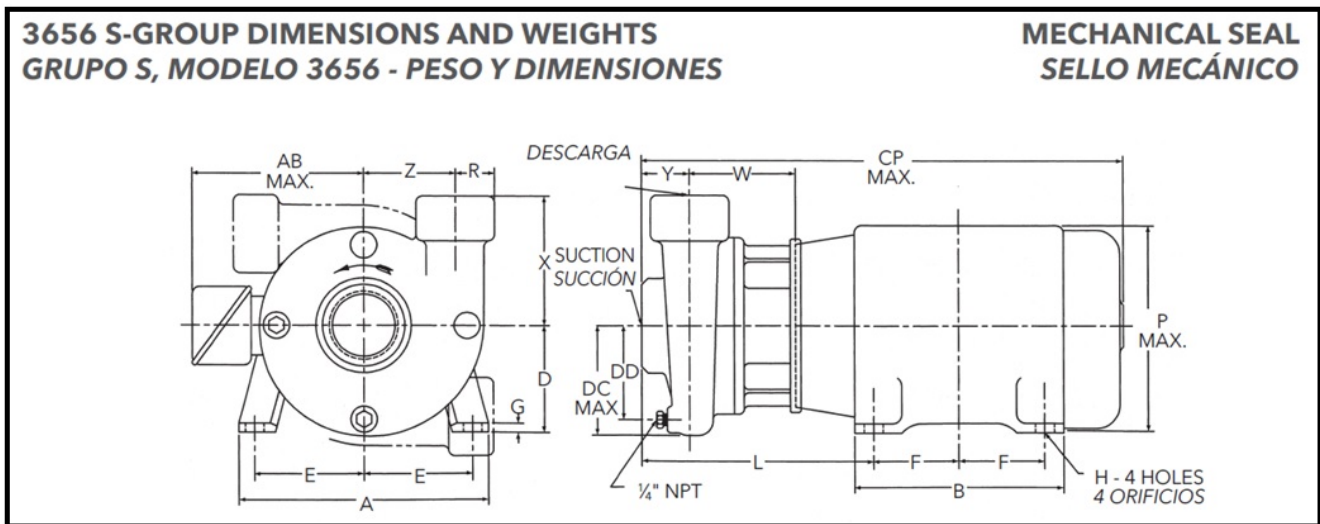
Power datas referred to:  
Water [100%] ; 39.2°F; 62.4lb/ft<sup>3</sup>; 1.69E-5ft<sup>2</sup>/s  
Performance according to ISO 9906 - Annex A



Customer	Date	28.02.2019
Contact	Project	
Phone number	Project no.	
Email		

## 22BF1G4F0

### Drawing



### Dimensions inch

A	$6\frac{9}{16}$	F	$2\frac{1}{2}$	Y	3	Weight 104 lb
AB Max.	$6\frac{15}{16}$	G	$\frac{1}{8}$	Z	4	
B	$6\frac{1}{2}$	H	$\frac{3}{8}$			
CP Max.	$24\frac{3}{4}$	L	10			
D	$3\frac{1}{2}$	P Max.	$7\frac{5}{8}$			
DC Max.	$4\frac{1}{4}$	R	$1\frac{1}{16}$			
DD	$3\frac{1}{2}$	Suction (NPT)	2			
Discharge (NPT)	1	W	$4\frac{1}{8}$			
E	$2\frac{3}{4}$	X	$5\frac{1}{2}$			