


Customer	Date	28.02.2019
Contact	Project	
Phone number	Project no.	
Email		



22BF1J4B0

Operating Data

Pump type	Fluid	Water
No. of pumps / Reserve	Operating temperature t A	°F 39.2
Nominal flow US g.p.m.	pH-value at t A	7
Nominal head ft	Density at t A	lb/ft³ 62.4
Static head ft	Kin. viscosity at t A	ft²/s 1.689E-5
Inlet pressure psi	Vapor pressure at t A	psi 14.5
Environmental temperature °F	Solids	0
Available system NPSH ft	Altitude	ft 0

Pump Data

Make	Goulds Water Technology	Nominal	US g.p.m.	()
Speed	rpm 3600	Flow	Max- US g.p.m.	95.8
Number of stages	1		Min- US g.p.m.	
Max. casing pressure	psi		Nominal	ft
Max. working pressure	psi 71.8	Head	at Qmax	ft 113.7
Head H(Q=0)	ft 170		at Qmin	ft 165.6
Weight	lb 150	Shaft power	hp	()
	Max. inch 6 3/4	Max. shaft power	hp	4.8
Impeller R	designed inch 6 7/16	Efficiency	%	
	Min. inch 3 13/16	NPSH 3%2525	ft	

Shaft Seal

Type	Car/Cer/Buna [Max Temp. 212°F/100°C] (Std.)	Xylem
Rotary	Carbon	
Stationary	Ceramic	
Elastomers	Buna-N	
Metal Parts	316 SS	
Application	General Use, Clean Water to 212°F/100°C, Non-Fluctuating Temp	


Motor Data

Specific design	1ph TEFC	Speed	3500 rpm	Insulation class	F
Electric voltage	230V 184JM	Frame size	184JM	Colour	RAL 5010
Type	(C 10722)	Degree of protection	IP 55		
Rated power	5 hp	Electric current	21 A		

Remarks:

Customer	Date	28.02.2019
Contact	Project	
Phone number	Project no.	
Email		

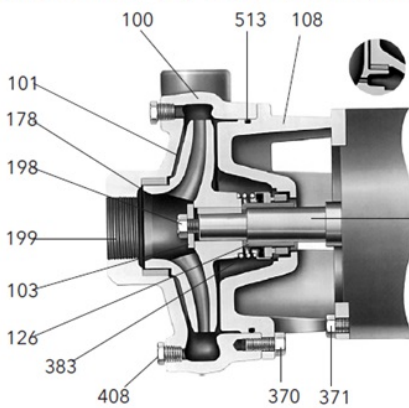
22BF1J4B0



Pump Materials

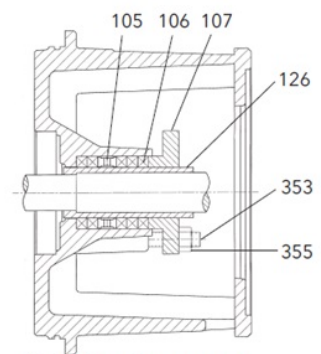
100 - Casing	Gray cast iron ASTM A48 CL20B
101 - Impeller	Silicon bronze ASTM B584, C87500
103 - Casing wear ring	Bismuth brass
108 - Adapter	Cast iron ASTM A48 CL30
184 - Adapter casing (One piece with adapter)	Cast iron ASTM A48 CL30
198 - Impeller bolt	Cast iron ASTM A48 CL30
199 - Impeller washer	AISI Type 300 series stainless steel
378 - Hex head cap screw (adapter to case)	Carbon Steel
371 - Hex head cap screw (adapter to motor)	Steel SAE 1200 Grade 5
383 - Mechanical seal	Steel SAE 1200 Grade 5
408 - Pipe plug 1/4" or 3/8"	See seal chart
513 - O-ring	Steel
	BUNA-N

3656 S-GROUP MATERIALS OF CONSTRUCTION MATERIALES DE CONSTRUCCIÓN - GRUPO S, MODELO 3756




Back wearing ring on S-Group
(2½ x 3 - 7) only
Anillo de desgaste posterior en el Grupo S (2½ x 3 - 7) únicamente.

AISI 1045 steel motor shaft
extension (typical)
Extensión del eje del motor de acero AISI 1045 (típico)



Packed Box Arrangement
Caja prensaestopas

Remarks:



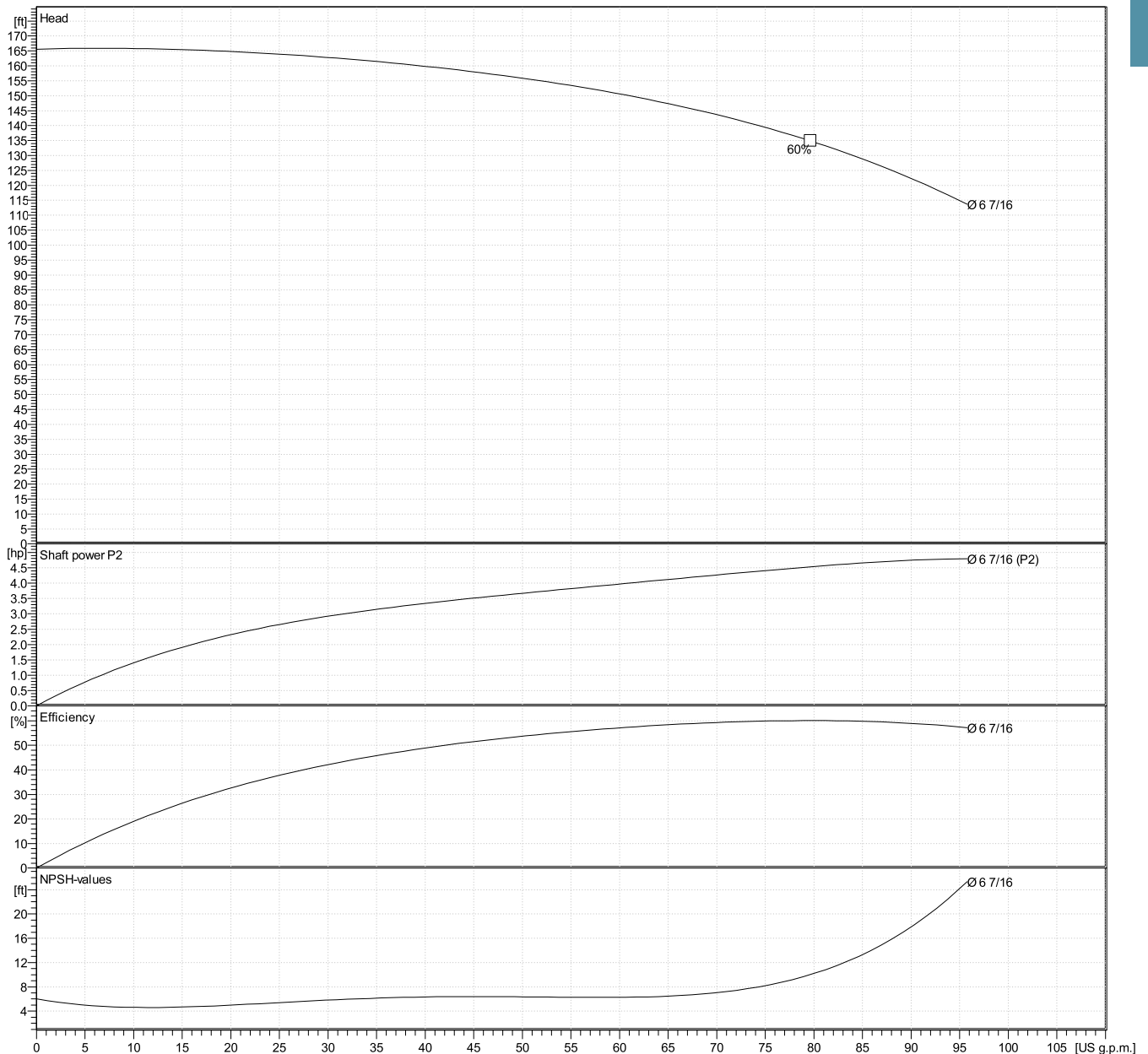
Customer	
Contact	28.02.2019
Phone number	
Email	
Date	28.02.2019
Project	
Project no.	

22BF1J4B0

Hydraulic Data

Operating Data Specification		Hydraulic data (duty point)		Impeller design	
Flow	0 US g.p.m.	Flow		Impeller R	6 ⁷ / ₁₆ "
Head	0 ft	Head		Frequency	60 Hz
Static head	0 ft			Speed	3600 rpm

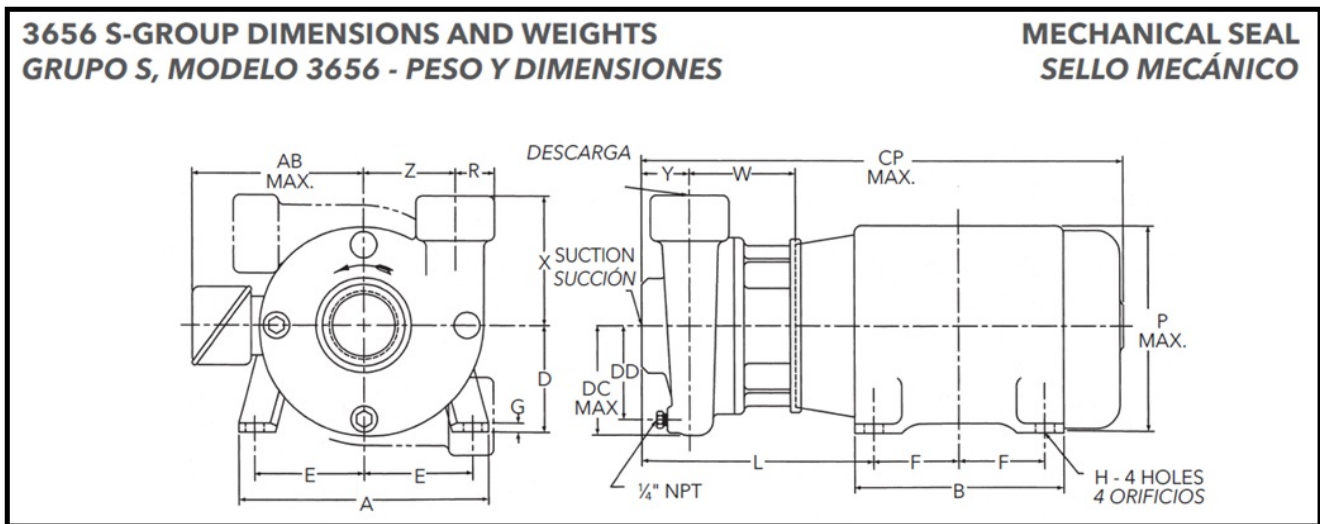
Power datas referred to:
Water [100%] ; 39.2°F; 62.4lb/ft³; 1.69E-5ft²/s
 Performance according to ISO 9906 - Annex A



Customer	Date	28.02.2019
Contact	Project	
Phone number	Project no.	
Email		

22BF1J4B0

Drawing



Dimensions inch

A	8 ¹¹ / ₁₆	F	2 ³ / ₄	Y	3	Weight 150 lb
AB Max.	7 ¹ / ₂	G	3 ⁷ / ₈	Z	4	
B	6 ¹ / ₂	H	7 ⁷ / ₁₆			
CP Max.	24 ³ / ₄	L	10 ⁵ / ₈			
D	4 ¹ / ₂	P Max.	9 ⁹ / ₁₆			
DC Max.	4 ¹ / ₄	R	1 ¹ / ₁₆			
DD	3 ¹ / ₂	Suction (NPT)	2			
Discharge (NPT)	1	W	4 ¹ / ₈			
E	3 ³ / ₄	X	5 ¹ / ₂			