
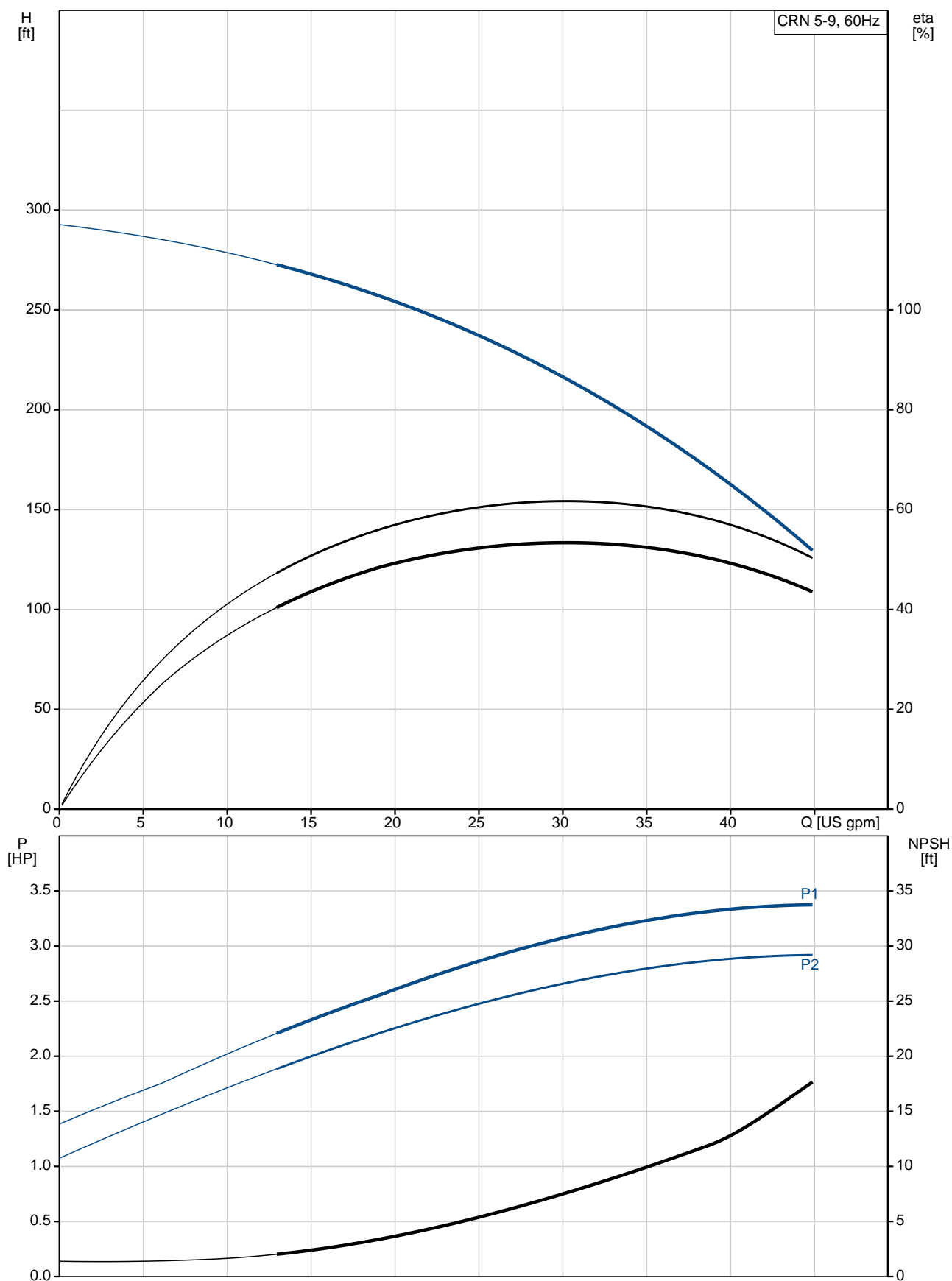



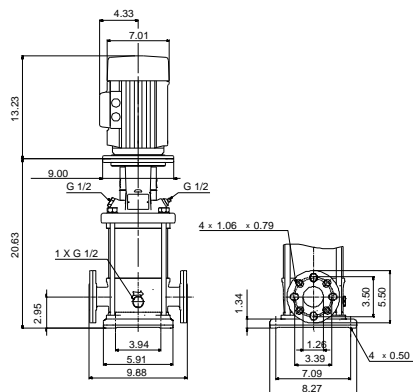
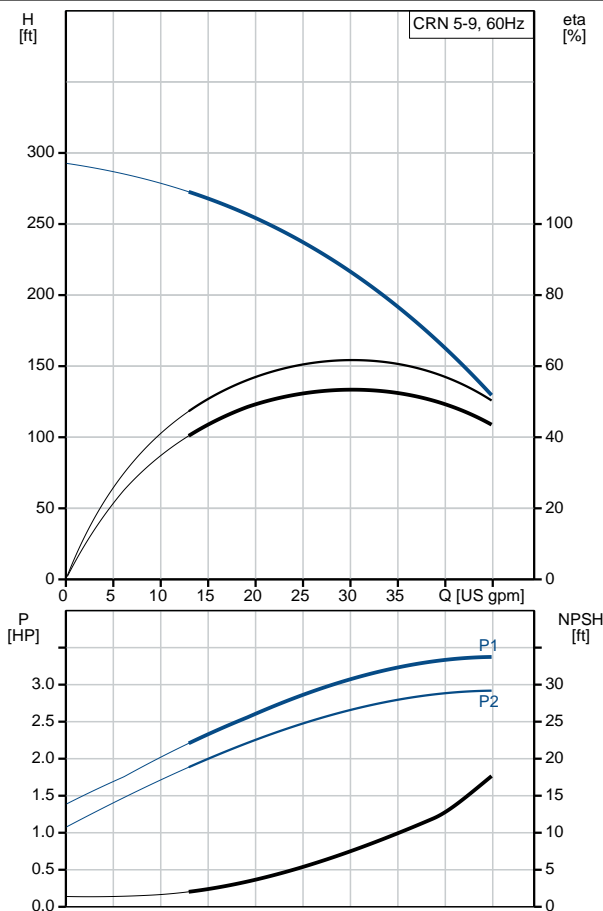
Count	Description
1	<p><b>CRN 5-9 A-FGJ-A-E-HQQE</b></p>  <p>Product No.: <a href="#">96085025</a>            Vertical, non-self-priming, multistage, in-line, centrifugal pump for installation in pipe systems and mounting on a foundation.</p> <p>The pump has the following characteristics:</p> <ul style="list-style-type: none"> <li>- Impellers, intermediate chambers and outer sleeve are made of</li> <li>- Pump head cover and base are made of</li> <li>- The shaft seal has assembly length according to EN 12756.</li> <li>- Power transmission is via cast iron split coupling.</li> </ul> <p>flanges/couplings.</p> <p>The motor is a 3-phase AC motor.</p> <p><b>Controls:</b>            Frequency converter: NONE</p> <p><b>Liquid:</b>            Pumped liquid: Water            Liquid temperature range: -4 .. 248 °F            Liquid temperature during operation: 68 °F            Density: 62.29 lb/ft³</p> <p><b>Technical:</b>            Rated pump speed: 3461 rpm            Rated flow: 30.4 US gpm            Rated head: 222.8 ft            Pump orientation: Vertical            Shaft seal arrangement: Single            Code for shaft seal: HQQE            Approvals on nameplate: CURUS, NSF61            Curve tolerance: ISO9906:2012 3B</p> <p><b>Materials:</b>            Base: Stainless steel                      EN 1.4408                      AISI 316            Impeller: Stainless steel                      EN 1.4401                      AISI 316            Bearing: SIC</p> <p><b>Installation:</b>            Maximum ambient temperature: 140 °F            Maximum operating pressure: 363 psi</p>

Count	Description
	<p>Max pressure at stated temperature: 363 psi / 250 °F 363 psi / -4 °F</p> <p>Type of connection: DIN / ANSI / JIS Size of inlet connection: DN 25/32 Size of suction port: 1 1/4 inch Size of outlet connection: DN 25/32 Size of outlet port: 1 1/4 inch Pressure rating for pipe connection: PN 25 Flange rating inlet: 300 lb Flange size for motor: 182TC</p> <p><b>Electrical data:</b></p> <p>Motor standard: NEMA Motor type: 90FA IE Efficiency class: NEMA Premium / IE3 60Hz Rated power - P2: 3 HP Power (P2) required by pump: 3 HP Main frequency: 60 Hz Rated voltage: 3 x 208-230YY/460Y V Service factor: 1.15 Rated current: 8,35-7,80/3,9 A Starting current: 940-1040 % Cos phi - power factor: 0.89-0.86 Rated speed: 3510-3530 rpm IE efficiency: IE3 86,5% Motor efficiency at full load: 86.5 % Motor efficiency at 3/4 load: 86.5 % Motor efficiency at 1/2 load: 84.0 % Number of poles: 2 Enclosure class (IEC 34-5): 55 Dust/Jetting Insulation class (IEC 85): F</p> <p><b>Others:</b></p> <p>Net weight: 95.3 lb Gross weight: 110 lb Shipping volume: 8.26 ft³ Country of origin: US Custom tariff no.: 8413.70.2040</p>

## 96085025 CRN 5-9 A-FGJ-A-E-HQQE 60 Hz



Description	Value
<b>General information:</b>	
Product name:	CRN 5-9 A-FGJ-A-E-HQQE
Product No.:	96085025
EAN:	5700395198638
<b>Technical:</b>	
Rated pump speed:	3461 rpm
Rated flow:	30.4 US gpm
Rated head:	222.8 ft
Head max:	299.2 ft
Stages:	9
Impellers:	9
Number of reduced-diameter impellers:	0
Low NPSH:	N
Pump orientation:	Vertical
Shaft seal arrangement:	Single
Code for shaft seal:	HQQE
Approvals on nameplate:	CURUS, NSF61
Curve tolerance:	ISO9906:2012 3B
Pump version:	A
Model:	A
Cooling:	TEFC
<b>Materials:</b>	
Base:	Stainless steel EN 1.4408 AISI 316
Impeller:	Stainless steel EN 1.4401 AISI 316
Material code:	A
Code for rubber:	E
Bearing:	SIC
<b>Installation:</b>	
Maximum ambient temperature:	140 °F
Maximum operating pressure:	363 psi
Max pressure at stated temperature:	363 psi / -4 °F 363 psi / -4 °F
Type of connection:	DIN / ANSI / JIS
Size of inlet connection:	DN 25/32
Size of suction port:	1 1/4 inch
Size of outlet connection:	DN 25/32
Size of outlet port:	1 1/4 inch
Pressure rating for pipe connection:	PN 25
Flange rating inlet:	300 lb
Flange size for motor:	182TC
Connect code:	FGJ
<b>Liquid:</b>	
Pumped liquid:	Water
Liquid temperature range:	-4 .. 248 °F
Liquid temperature during operation:	68 °F
Density:	62.29 lb/ft³
<b>Electrical data:</b>	
Motor standard:	NEMA
Motor type:	90FA
IE Efficiency class:	NEMA Premium / IE3 60Hz
Rated power - P2:	3 HP
Power (P2) required by pump:	3 HP





Company name:

Created by:

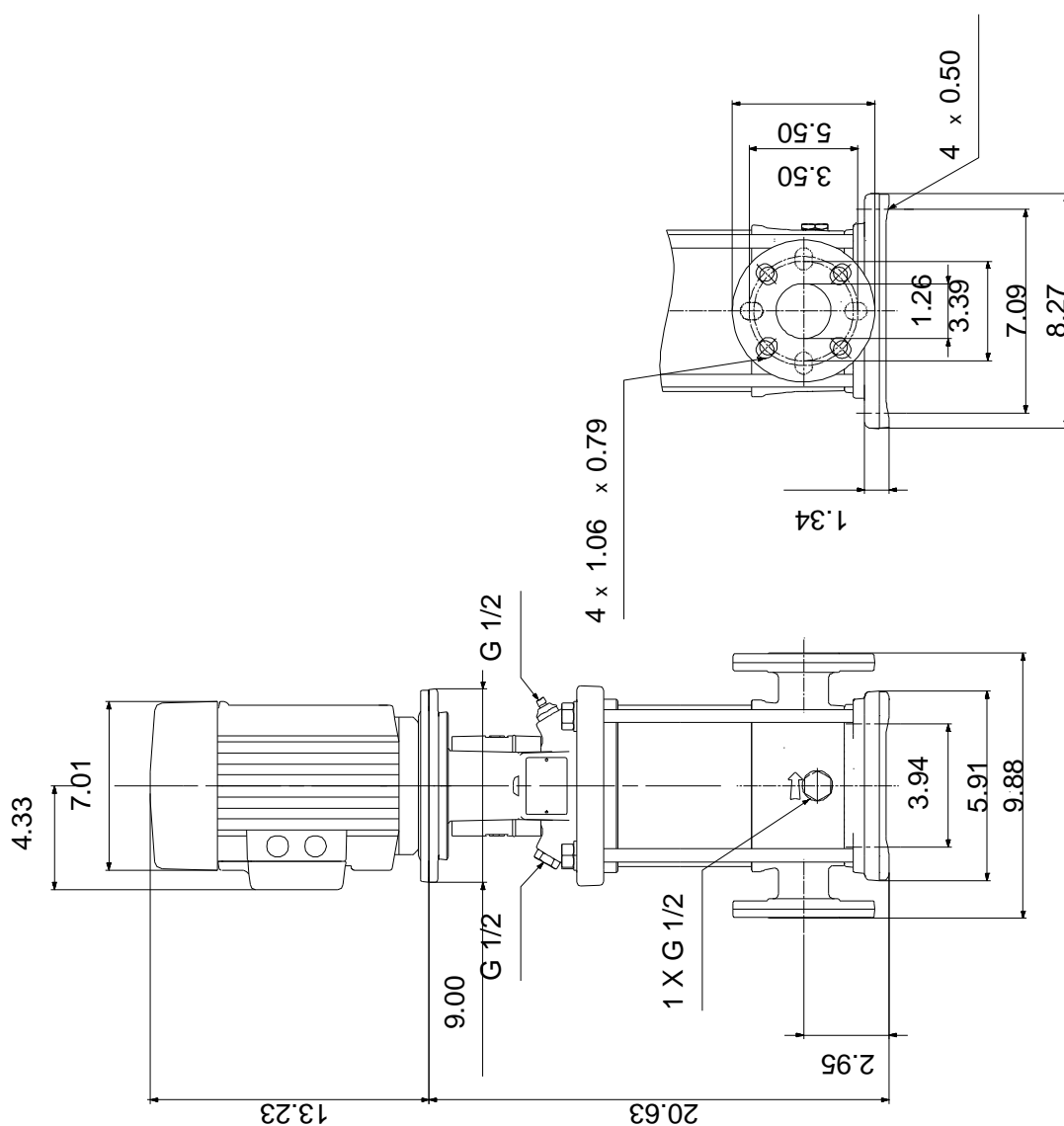
Phone:

Date:

3/5/2019

Description	Value
Main frequency:	60 Hz
Rated voltage:	3 x 208-230YY/460Y V
Service factor:	1.15
Rated current:	8,35-7,80/3,9 A
Starting current:	940-1040 %
Load current:	9,5-8,95/4,5 A
Cos phi - power factor:	0.89-0.86
Rated speed:	3510-3530 rpm
IE efficiency:	IE3 86,5%
Motor efficiency at full load:	86.5 %
Motor efficiency at 3/4 load:	86.5 %
Motor efficiency at 1/2 load:	84.0 %
Number of poles:	2
Enclosure class (IEC 34-5):	55 Dust/Jetting
Insulation class (IEC 85):	F
Motor protection:	NONE
Motor Number:	85903977
<b>Controls:</b>	
Frequency converter:	NONE
<b>Others:</b>	
Net weight:	95.3 lb
Gross weight:	110 lb
Shipping volume:	8.26 ft³
Country of origin:	US
Custom tariff no.:	8413.70.2040

## 96085025 CRN 5-9 A-FGJ-A-E-HQQE 60 Hz



Note! All units are in [mm] unless otherwise stated.  
Disclaimer: This simplified dimensional drawing does not show all details.

## 96085025 CRN 5-9 A-FGJ-A-E-HQQE 60 Hz

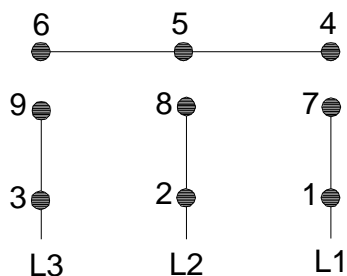


### WARNING

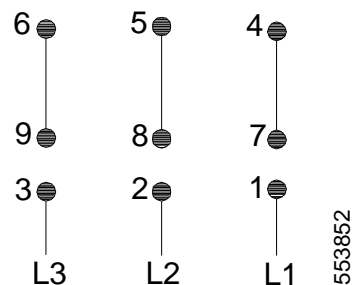
MOTOR MUST BE GROUNDED IN ACCORDANCE WITH THE NATIONAL ELECTRICAL CODE AND LOCAL CODES BY TRAINED PERSONNEL TO PREVENT SERIOUS ELECTRICAL SHOCKS.

TO SERVICE MOTOR, DISCONNECT POWER SOURCE FROM MOTOR AND ANY ACCESSORY DEVICES AND ALLOW MOTOR TO COME TO A COMPLETE STAND STILL.

#### LOW VOLTAGE 60Hz. 208-230V



#### HIGH VOLTAGE 60Hz: 460V 50Hz: 400V



INTERCHANGE ANY TWO LINE  
WIRES TO REVERSE ROTATION

THERMOSTAT LEADS  
(WHEN PROVIDED)

