
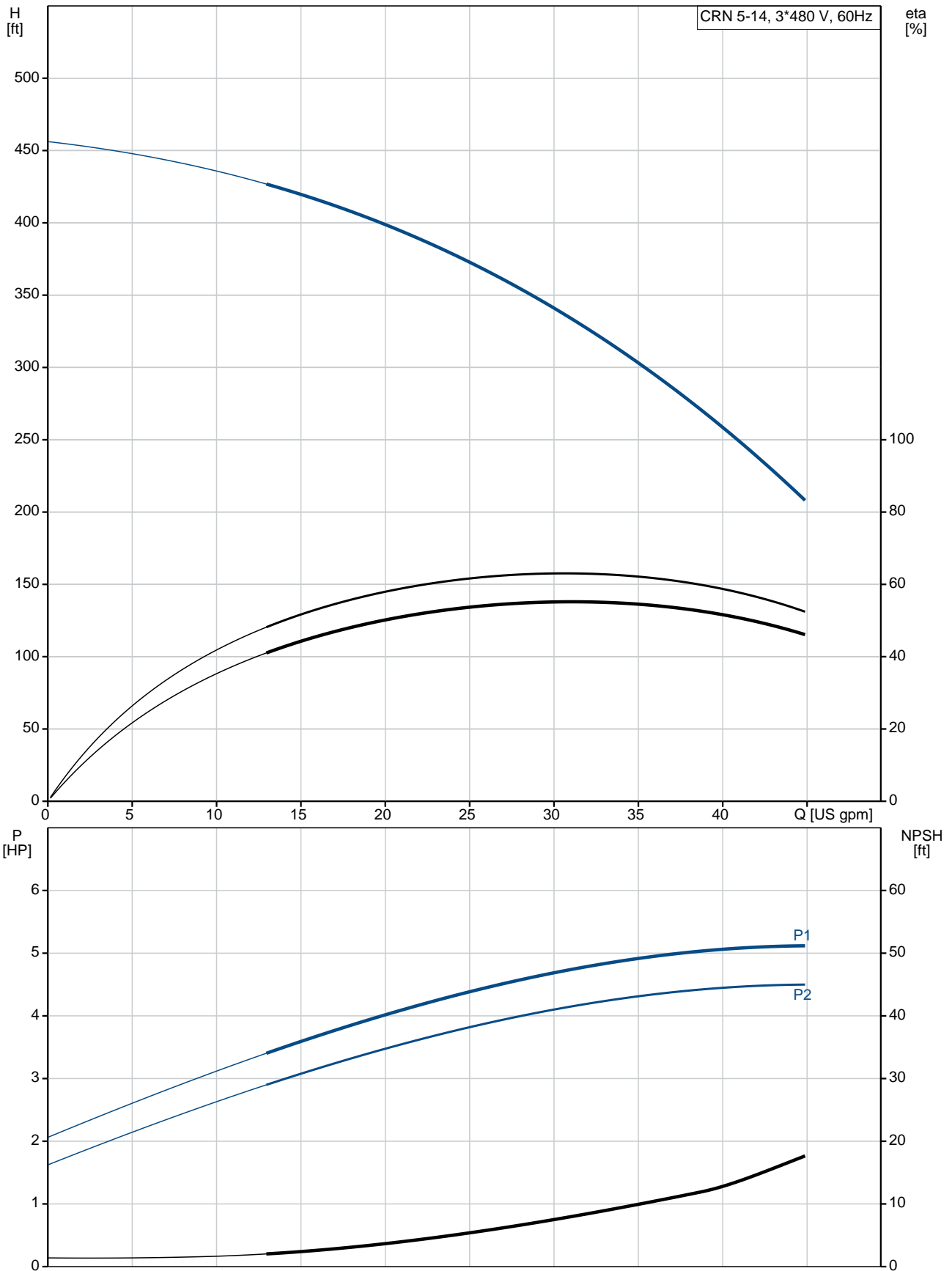



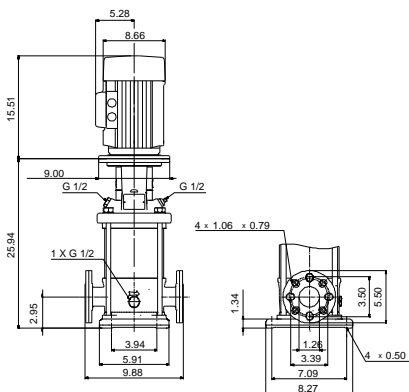
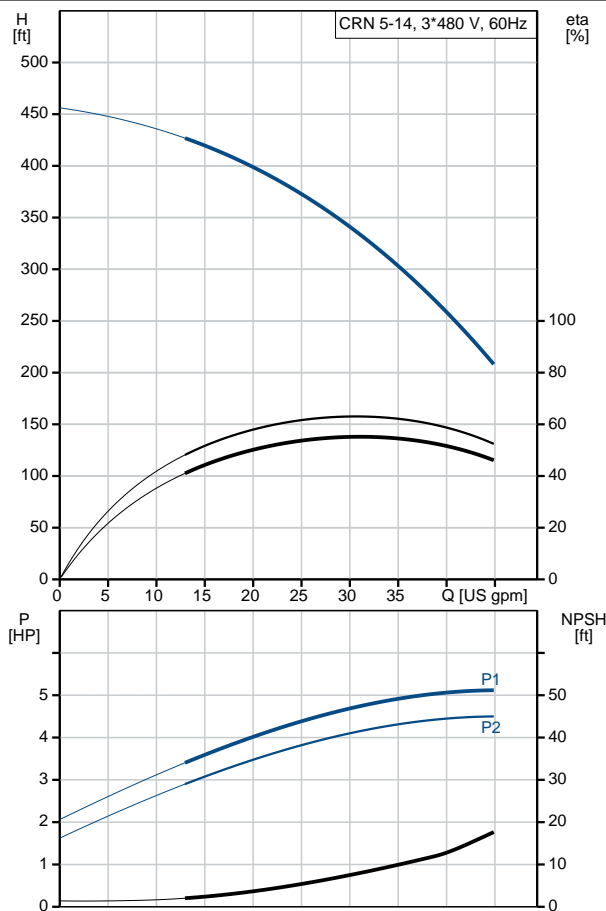
Count	Description
1	<p>CRN 5-14 A-FGJ-A-E-HQQE</p>  <p>Product No.: 96085035 Vertical, non-self-priming, multistage, in-line, centrifugal pump for installation in pipe systems and mounting on a foundation.</p> <p>The pump has the following characteristics:</p> <ul style="list-style-type: none"> - Impellers, intermediate chambers and outer sleeve are made of - Pump head cover and base are made of - The shaft seal has assembly length according to EN 12756. - Power transmission is via cast iron split coupling. <p>flanges/couplings.</p> <p>The motor is a 3-phase AC motor.</p> <p>Controls: Frequency converter: NONE</p> <p>Liquid: Pumped liquid: Water Liquid temperature range: -4 .. 248 °F Liquid temperature during operation: 68 °F Density: 62.29 lb/ft³</p> <p>Technical: Rated pump speed: 3461 rpm Rated flow: 30.4 US gpm Rated head: 338.6 ft Pump orientation: Vertical Shaft seal arrangement: Single Code for shaft seal: HQQE Approvals on nameplate: CURUS, NSF61 Curve tolerance: ISO9906:2012 3B</p> <p>Materials: Base: Stainless steel EN 1.4408 AISI 316 Impeller: Stainless steel EN 1.4401 AISI 316 Bearing: SIC</p> <p>Installation: Maximum ambient temperature: 140 °F Maximum operating pressure: 363 psi</p>

Count	Description
	<p>Max pressure at stated temperature: 363 psi / 250 °F 363 psi / -4 °F</p> <p>Type of connection: DIN / ANSI / JIS</p> <p>Size of inlet connection: DN 25/32</p> <p>Size of suction port: 1 1/4 inch</p> <p>Size of outlet connection: DN 25/32</p> <p>Size of outlet port: 1 1/4 inch</p> <p>Pressure rating for pipe connection: PN 25</p> <p>Flange rating inlet: 300 lb</p> <p>Flange size for motor: 182TC</p> <p>Electrical data:</p> <p>Motor standard: NEMA</p> <p>Motor type: 112CA</p> <p>IE Efficiency class: NEMA Premium / IE3 60Hz</p> <p>Rated power - P2: 5 HP</p> <p>Power (P2) required by pump: 5 HP</p> <p>Main frequency: 60 Hz</p> <p>Rated voltage: 3 x 208-230YY/460Y V</p> <p>Service factor: 1.15</p> <p>Rated current: 14,1-13,1/7,29 A</p> <p>Starting current: 1000-1470 %</p> <p>Cos phi - power factor: 0.89-0.86</p> <p>Rated speed: 3525-3540 rpm</p> <p>IE efficiency: IE3 88,5%</p> <p>Motor efficiency at full load: 88.5 %</p> <p>Motor efficiency at 3/4 load: 88.6 %</p> <p>Motor efficiency at 1/2 load: 85.2 %</p> <p>Number of poles: 2</p> <p>Enclosure class (IEC 34-5): 55 Dust/Jetting</p> <p>Insulation class (IEC 85): F</p> <p>Others:</p> <p>Net weight: 141 lb</p> <p>Gross weight: 159 lb</p> <p>Shipping volume: 10.1 ft³</p> <p>Country of origin: US</p> <p>Custom tariff no.: 8413.70.2040</p>

96085035 CRN 5-14 A-FGJ-A-E-HQQE 60 Hz



Description	Value
General information:	
Product name:	CRN 5-14 A-FGJ-A-E-HQQE
Product No.:	96085035
EAN:	5700395198737
Technical:	
Rated pump speed:	3461 rpm
Rated flow:	30.4 US gpm
Rated head:	338.6 ft
Head max:	456.1 ft
Stages:	14
Impellers:	14
Number of reduced-diameter impellers:	0
Low NPSH:	N
Pump orientation:	Vertical
Shaft seal arrangement:	Single
Code for shaft seal:	HQQE
Approvals on nameplate:	CURUS, NSF61
Curve tolerance:	ISO9906:2012 3B
Pump version:	A
Model:	A
Cooling:	TEFC
Materials:	
Base:	Stainless steel EN 1.4408 AISI 316
Impeller:	Stainless steel EN 1.4401 AISI 316
Material code:	A
Code for rubber:	E
Bearing:	SIC
Installation:	
Maximum ambient temperature:	140 °F
Maximum operating pressure:	363 psi
Max pressure at stated temperature:	363 psi / 250 °F 363 psi / -4 °F
Type of connection:	DIN / ANSI / JIS
Size of inlet connection:	DN 25/32
Size of suction port:	1 1/4 inch
Size of outlet connection:	DN 25/32
Size of outlet port:	1 1/4 inch
Pressure rating for pipe connection:	PN 25
Flange rating inlet:	300 lb
Flange size for motor:	182TC
Connect code:	FGJ
Liquid:	
Pumped liquid:	Water
Liquid temperature range:	-4 .. 248 °F
Liquid temperature during operation:	68 °F
Density:	62.29 lb/ft³
Electrical data:	
Motor standard:	NEMA
Motor type:	112CA
IE Efficiency class:	NEMA Premium / IE3 60Hz
Rated power - P2:	5 HP
Power (P2) required by pump:	5 HP
Main frequency:	60 Hz





Company name:

Created by:

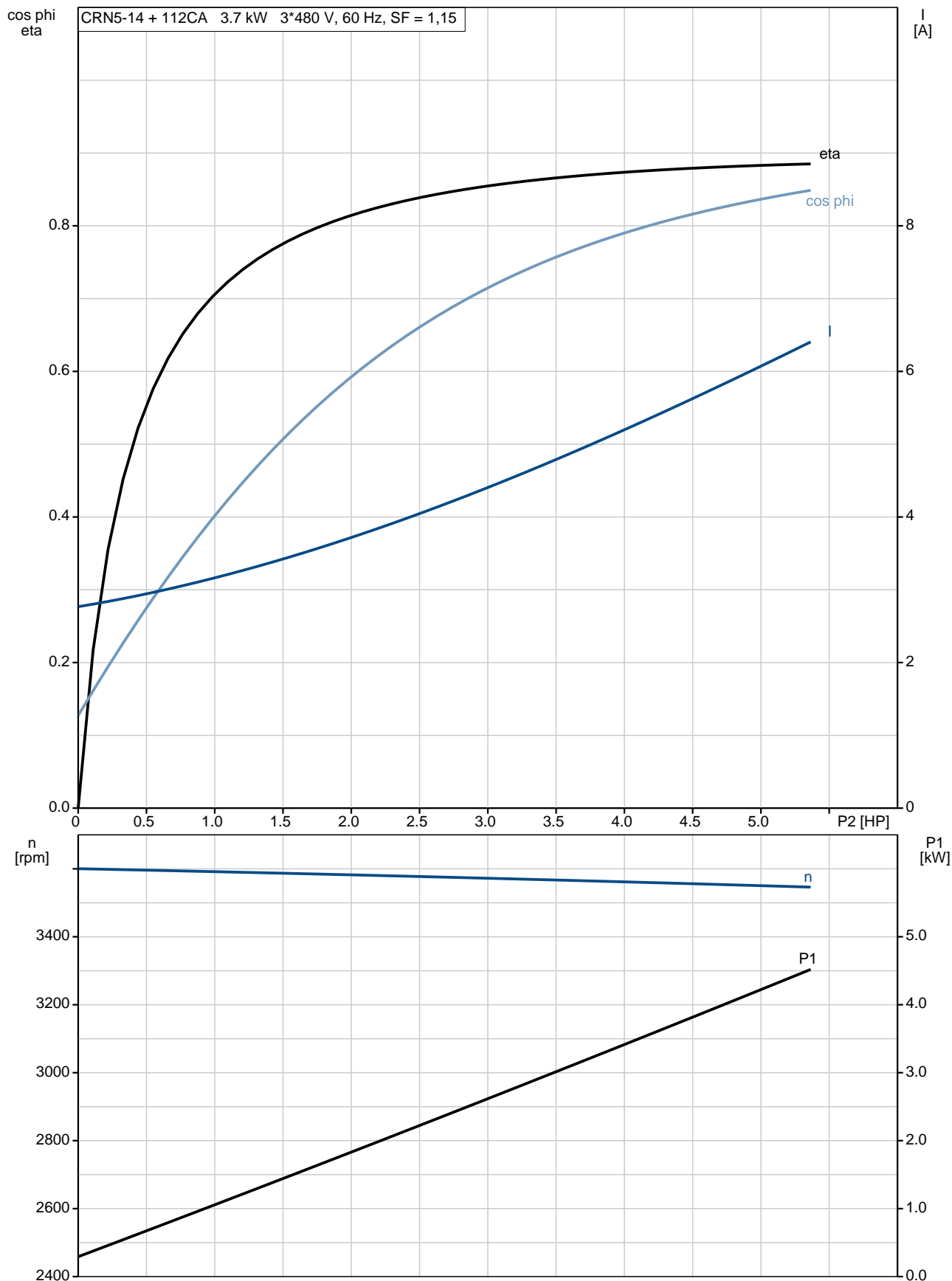
Phone:

Date:

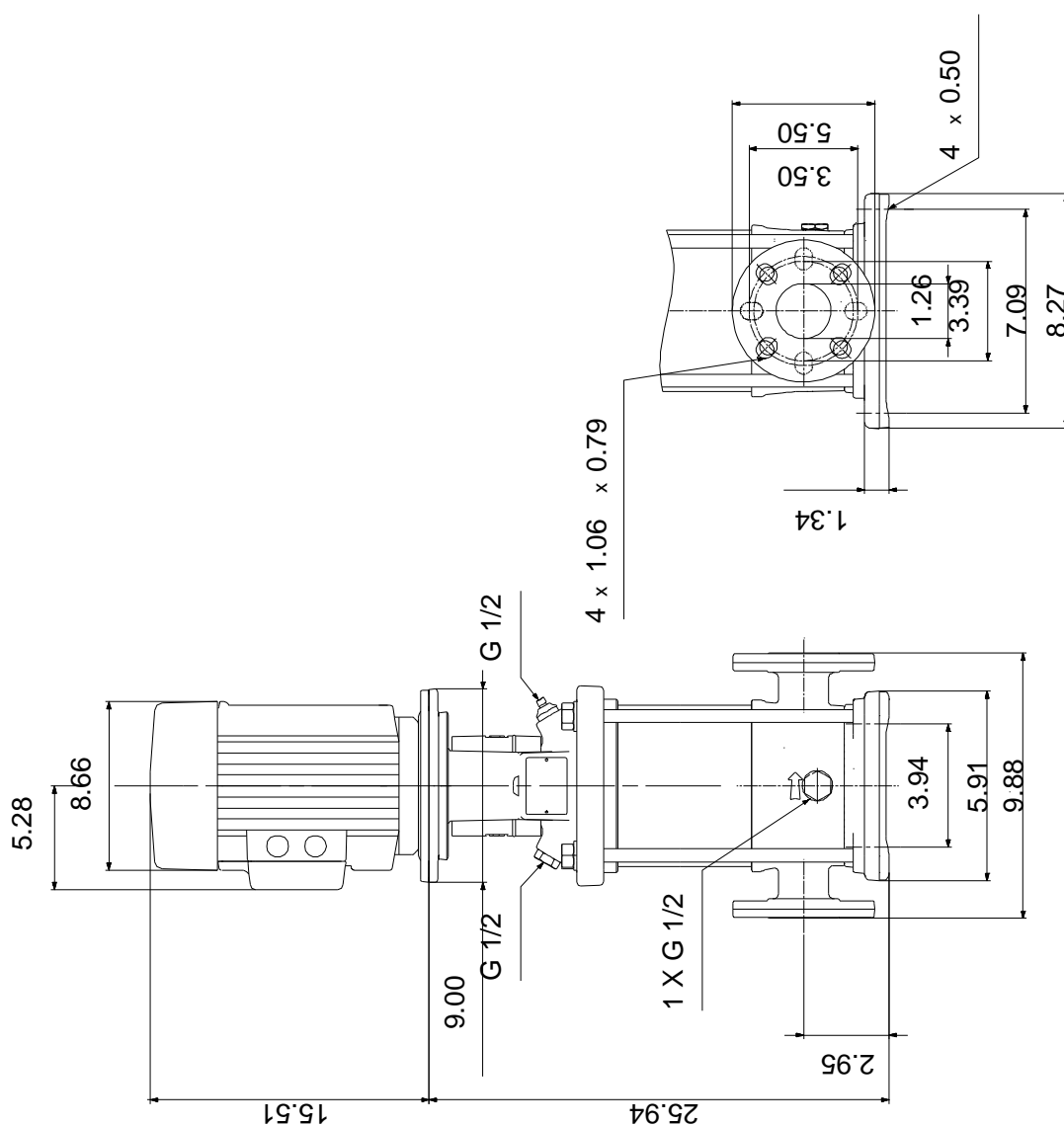
3/6/2019

Description	Value
Rated voltage:	3 x 208-230YY/460Y V
Service factor:	1.15
Rated current:	14,1-13,1/7,29 A
Starting current:	1000-1470 %
Load current:	16,2-15,0/8,40 A
Cos phi - power factor:	0.89-0.86
Rated speed:	3525-3540 rpm
IE efficiency:	IE3 88,5%
Motor efficiency at full load:	88.5 %
Motor efficiency at 3/4 load:	88.6 %
Motor efficiency at 1/2 load:	85.2 %
Number of poles:	2
Enclosure class (IEC 34-5):	55 Dust/Jetting
Insulation class (IEC 85):	F
Motor protection:	PTC
Motor Number:	85904389
Controls:	
Frequency converter:	NONE
Others:	
Net weight:	141 lb
Gross weight:	159 lb
Shipping volume:	10.1 ft ³
Country of origin:	US
Custom tariff no.:	8413.70.2040

96085035 CRN 5-14 A-FGJ-A-E-HQQE 60 Hz



96085035 CRN 5-14 A-FGJ-A-E-HQQE 60 Hz



Note! All units are in [mm] unless otherwise stated.
Disclaimer: This simplified dimensional drawing does not show all details.

96085035 CRN 5-14 A-FGJ-A-E-HQQE 60 Hz

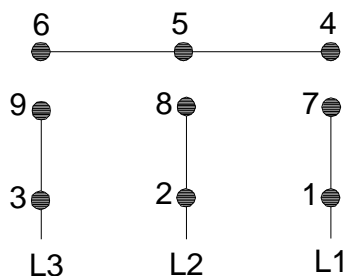


WARNING

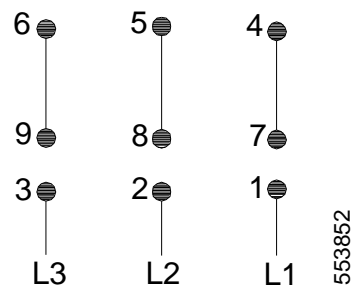
MOTOR MUST BE GROUNDED IN ACCORDANCE WITH THE NATIONAL ELECTRICAL CODE AND LOCAL CODES BY TRAINED PERSONNEL TO PREVENT SERIOUS ELECTRICAL SHOCKS.

TO SERVICE MOTOR, DISCONNECT POWER SOURCE FROM MOTOR AND ANY ACCESSORY DEVICES AND ALLOW MOTOR TO COME TO A COMPLETE STAND STILL.

LOW VOLTAGE 60Hz. 208-230V



HIGH VOLTAGE 60Hz: 460V 50Hz: 400V



96553852

INTERCHANGE ANY TWO LINE
WIRES TO REVERSE ROTATION

THERMOSTAT LEADS
(WHEN PROVIDED)

