


Count	Description								
1	<p data-bbox="298 415 410 445"><b>DDE 6-10</b></p> <div data-bbox="355 516 605 806">  </div> <p data-bbox="683 795 1138 821">Product photo could vary from the actual product</p> <p data-bbox="298 829 639 884">Product No.: <a href="#">99545122</a> DDE 6-10 B-PP/V/C-X-31xxBG</p> <p data-bbox="298 917 1349 1041">The SMART Digital DDE is a compact positive displacement, diaphragm dosing pump with variable-speed drive (stepper motor) and intelligent control electronics with minimum energy consumption. The SMART Digital Dosing series operates at full stroke length to ensure optimum accuracy, priming and suction, even for degassing liquids. The duration of each discharge stroke varies according to the capacity set, resulting in optimum smooth and continuous discharge flow.</p> <p data-bbox="298 1058 1414 1131">The click-stop mounting plate allows installation in three different positions without using any additional accessories. The dosing flow can be adjusted by means of an adjustment knob on a logarithmical scale from 0.1-100%.</p> <p data-bbox="298 1171 662 1199">The dosing head is composed of:</p> <ul data-bbox="337 1203 1117 1287" style="list-style-type: none"> <li>- Long lifetime and universal chemical resistant Full-PTFE diaphragm.</li> <li>- Double ball valves for highest dosing accuracy.</li> <li>- Deaeration valve for easy start-up.</li> </ul> <p data-bbox="298 1320 496 1348">Operation modes:</p> <ul data-bbox="337 1352 735 1379" style="list-style-type: none"> <li>- Manual dosing from 0.1 to 100%.</li> </ul> <p data-bbox="298 1409 464 1436">Other features:</p> <ul data-bbox="337 1440 1092 1467" style="list-style-type: none"> <li>- Mechanical lock to protect the pump against unauthorised access.</li> </ul> <p data-bbox="298 1497 561 1524">Installation set includes:</p> <ul data-bbox="337 1528 784 1703" style="list-style-type: none"> <li>- 2 pump connections (Hose 3/8 OD).</li> <li>- Foot valve (without level switch).</li> <li>- Injection unit.</li> <li>- PE discharge hose.</li> <li>- PVC suction hose.</li> <li>- PVC deaeration hose.</li> </ul> <p data-bbox="298 1732 423 1759"><b>Technical:</b></p> <table data-bbox="298 1764 1000 1881"> <tr> <td>Type key:</td> <td>DDE 6-10 B-PP/V/C-X-31xxBG</td> </tr> <tr> <td>Max. Flow:</td> <td>1.585 US gal/hour</td> </tr> <tr> <td>Min flow:</td> <td>6.0 ml/h</td> </tr> <tr> <td>Turn-down ratio:</td> <td>1:1000</td> </tr> </table>	Type key:	DDE 6-10 B-PP/V/C-X-31xxBG	Max. Flow:	1.585 US gal/hour	Min flow:	6.0 ml/h	Turn-down ratio:	1:1000
Type key:	DDE 6-10 B-PP/V/C-X-31xxBG								
Max. Flow:	1.585 US gal/hour								
Min flow:	6.0 ml/h								
Turn-down ratio:	1:1000								



Company name:

Created by:

Phone:

Date:

6/13/2019

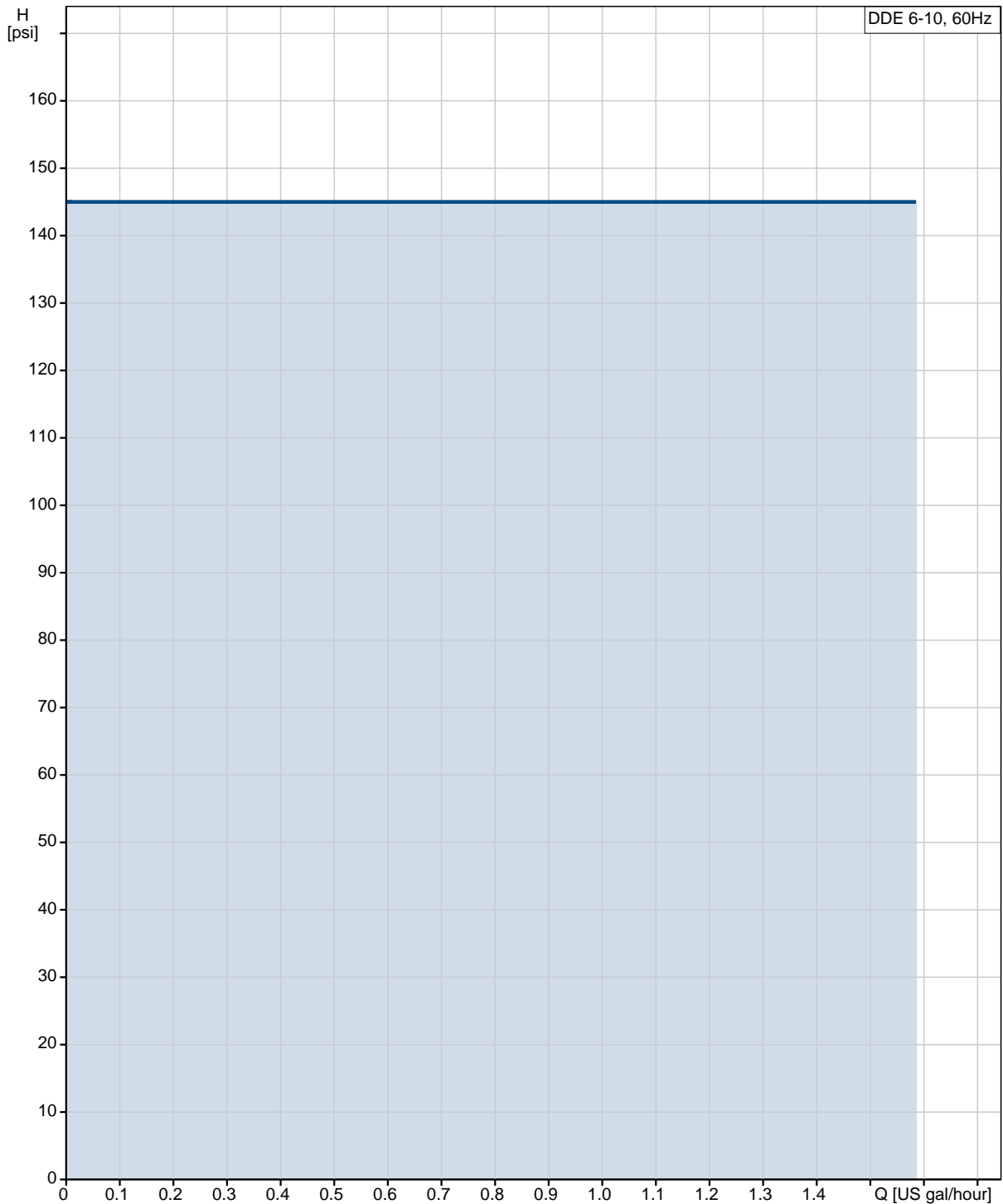
Count	Description
	Approvals on nameplate: CE,CSA-US,RCM Valve type: Standard Maximum viscosity at 100 %: 50 mPas Maximum viscosity in slow mode 50 %: N/A mPas Maximum viscosity in slow mode 25 %: N/A mPas Accuracy of repeatability: 5 %
	<b>Materials:</b> Dosing head: PP (Polypropylene) Valve ball: Ceramic Gasket: FKM
	<b>Installation:</b> Range of ambient temperature: 32 .. 113 °F Maximum operating pressure: 145.04 psi Installation set: YES Installation type: up to 7,5 l/h,16bar Hose Pump inlet: Hose 3/8" OD Pump outlet: Hose 3/8" OD Max. Suction lift during operation: 19.7 ft Max. Suction lift during priming: 6.56 ft
	<b>Liquid:</b> Pumped liquid: Water Liquid temperature range: 14 .. 113 °F Selected liquid temperature: 68 °F Density: 62.29 lb/ft <sup>3</sup>
	<b>Electrical data:</b> Maximum power input - P1: 19 W Main frequency: 60 Hz Rated voltage: 1 x 100-240 V Enclosure class (IEC 34-5): IP65 / NEMA 4X Length of cable: 4.92 ft Type of cable plug: USA, Canada Inrush current: 25A at 230V for 2ms
	<b>Controls:</b> Control variant: B Ext. Stop input: NO Output relays: NO
	<b>Others:</b> Net weight: 4.41 lb Gross weight: 6.62 lb



Company name:  
Created by:  
Phone:

Date: 6/13/2019

### 99545122 DDE 6-10 60 Hz





Company name:

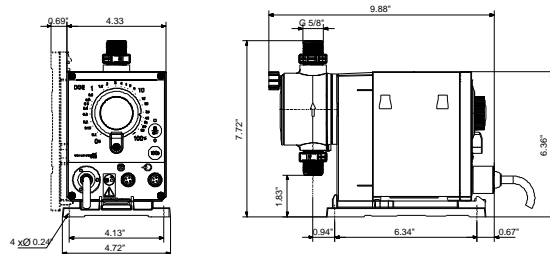
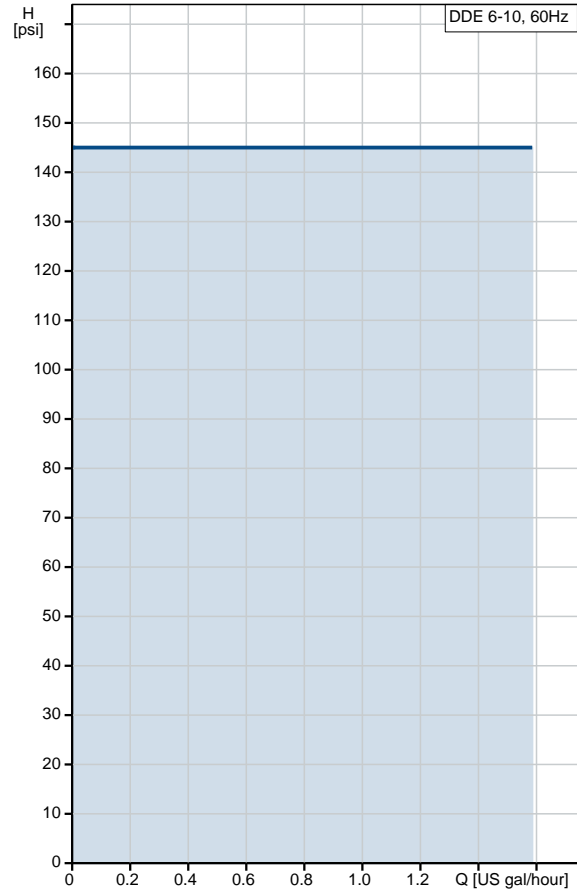
Created by:

Phone:

Date:

6/13/2019

Description	Value
<b>General information:</b>	
Product name:	DDE 6-10
Product No.:	99545122
EAN:	5710622711769
<b>Technical:</b>	
Type key:	DDE 6-10 B-PP/V/C-X-311003BG
Max. Flow:	1.585 US gal/hour
Min flow:	6.0 ml/h
Turn-down ratio:	1:1000
Approvals on nameplate:	CE, CSA-US, RCM
Valve type:	Standard
Maximum viscosity at 100 %:	50 mPas
Maximum viscosity in slow mode 50 %:	N/A mPas
Maximum viscosity in slow mode 25 %:	N/A mPas
Accuracy of repeatability:	5 %
<b>Materials:</b>	
Dosing head:	PP (Polypropylene)
Valve ball:	Ceramic
Gasket:	FKM
<b>Installation:</b>	
Range of ambient temperature:	32 .. 113 °F
Maximum operating pressure:	145.04 psi
Installation set:	YES
Installation type:	up to 7,5 l/h, 16bar
Pump inlet:	Hose 3/8" OD
Pump outlet:	Hose 3/8" OD
Max. Suction lift during operation:	19.7 ft
Max. Suction lift during priming:	6.56 ft
<b>Liquid:</b>	
Pumped liquid:	Water
Liquid temperature range:	14 .. 113 °F
Selected liquid temperature:	68 °F
Density:	62.29 lb/ft <sup>3</sup>
<b>Electrical data:</b>	
Maximum power input - P1:	19 W
Main frequency:	60 Hz
Rated voltage:	1 x 100-240 V
Enclosure class (IEC 34-5):	IP65 / NEMA 4X
Length of cable:	4.92 ft
Type of cable plug:	USA, Canada
Inrush current:	25A at 230V for 2ms
<b>Controls:</b>	
Control variant:	B
Ext. Stop input:	NO
Output relays:	NO



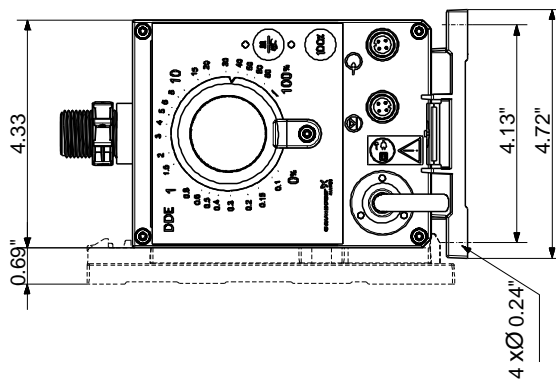
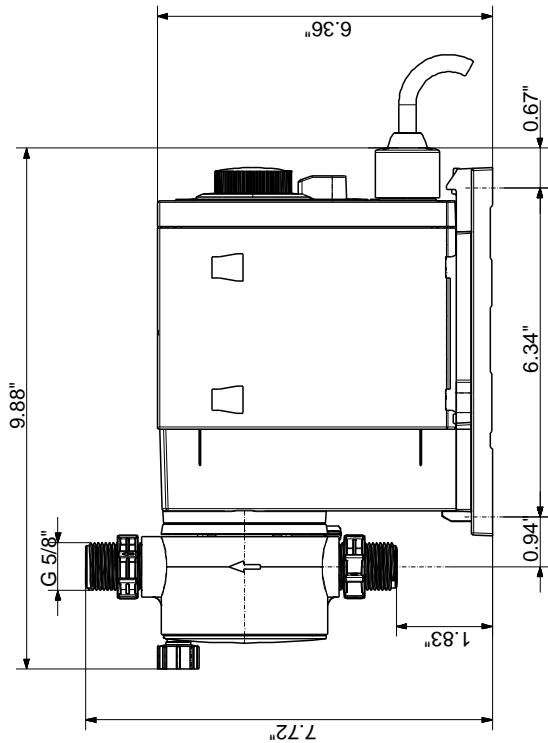


Company name:  
Created by:  
Phone:

Date: 6/13/2019

Description	Value
<b>Others:</b>	
Net weight:	4.41 lb
Gross weight:	6.62 lb

## 99545122 DDE 6-10 60 Hz



Note! All units are in [in] unless otherwise stated.  
Disclaimer: This simplified dimensional drawing does not show all details.