

Customer	Date	5/31/2019
Contact	Project	
Phone number	Project no.	
Email		



# 1SV12GD4F60

## Operating Data

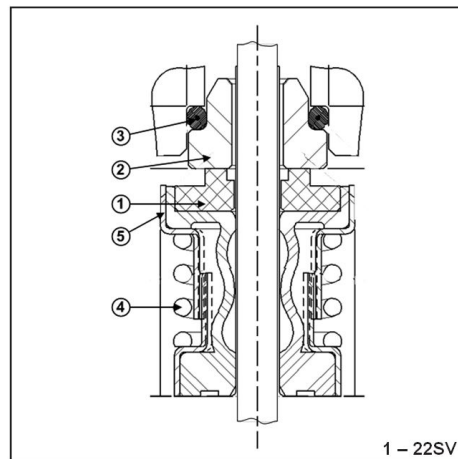
Pump type	Multi-Stage Pumps	Fluid	Water
No. of pumps / Reserve	1 / 0	Operating temperature t A	°F 39.2
Nominal flow	US g.p.m. 0	pH-value at t A	7
Nominal head	ft 0	Density at t A	lb/ft <sup>3</sup> 62.4
Static head	ft 0	Kin. viscosity at t A	ft <sup>2</sup> /s 1.689E-5
Inlet pressure	psi 0	Vapor pressure at t A	psi 14.5
Environmental temperature	°F 68	Solids	0
Available system NPSH	ft 0	Altitude	ft 0

## Pump Data

Make	Goulds Water Technology	Nominal	US g.p.m. ( )
Speed	rpm 3500	Flow	Max- US g.p.m. 12.4
Number of stages	12		Min- US g.p.m.
Max. working pressure	psi 144.2	Nominal	ft
Head H(Q=0)	ft 330	Head	at Qmax ft 194.3
Weight	lb 94		at Qmin ft 332.5
	Max. inch 0	Shaft power	hp ( )
Impeller R	Designed inch 0	Max. shaft power	hp 1.4
	Min. inch 0	Efficiency	%
		NPSH 3%	ft

## Shaft Seal

Single Seal	Xylem
Mechanical Seals	
1 - Rotating Face	Carbon
2 - Stationary Face	Silicon Carbide Graphite Filled
3 - Elastomers	Viton
4 - Spring	316SS
5 - Metal Components	316SS



## Motor Data

Manufacturer	Baldor	Electric voltage	208 V	Speed	3450 rpm	Insulation class	F
Specific design	3ph TPE			Frame size	56C	Colour	RAL 5010
Type	208-230/460V 56C (V07742PE)			Degree of protection	IP 55		
Rated power	1.5 hp	Electric current	4.3 A				

## Remarks:

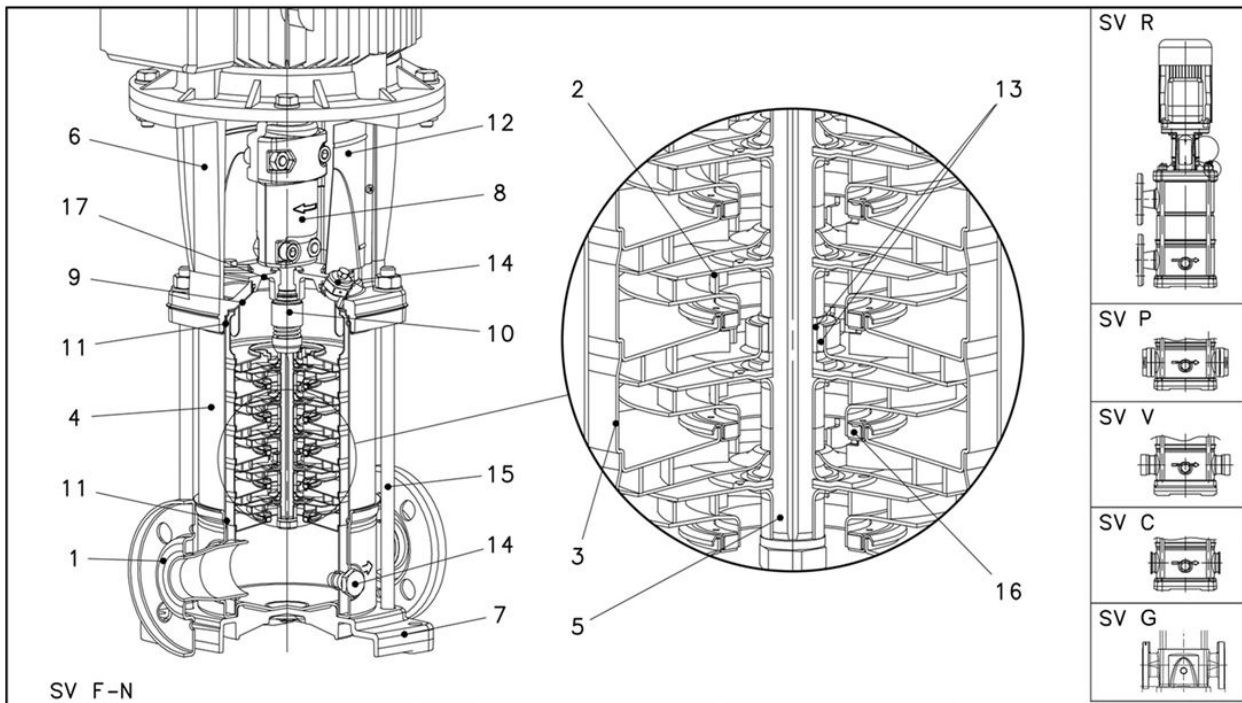
Customer	Date	5/31/2019
Contact	Project	
Phone number	Project no.	
Email		



# 1SV12GD4F60

## Pump Materials

1 - Pump Body	Cast Iron (ASTM Class 35/40B)
2 - Impeller	Stainless Steel (AISI 304)
3 - Diffuser	Stainless Steel (AISI 304)
4 - Casing	Stainless Steel (AISI 316L)
5 - Shaft	Stainless Steel (AISI 316)
6 - Adapter	Cast Iron (ASTM Class 35/40B)
7 - Base	N/A
8 - Coupling	Aluminum (A384.0-F)
9 - Seal Plate	Stainless Steel (AISI 316L)
12 - Coupling Guard	Stainless Steel (AISI 304)
13 - Shaft Sleeve and Bushing	Tungsten carbide
14 - Fill/Drain Plugs	Stainless Steel (AISI 316)
15 - Tie Rods	Carbon Steel / Zinc Plated (A29 Gr. 1045)
16 - Wear Ring	PPS
17 - Seal Gland	Stainless Steel (AISI 316)



Remarks:

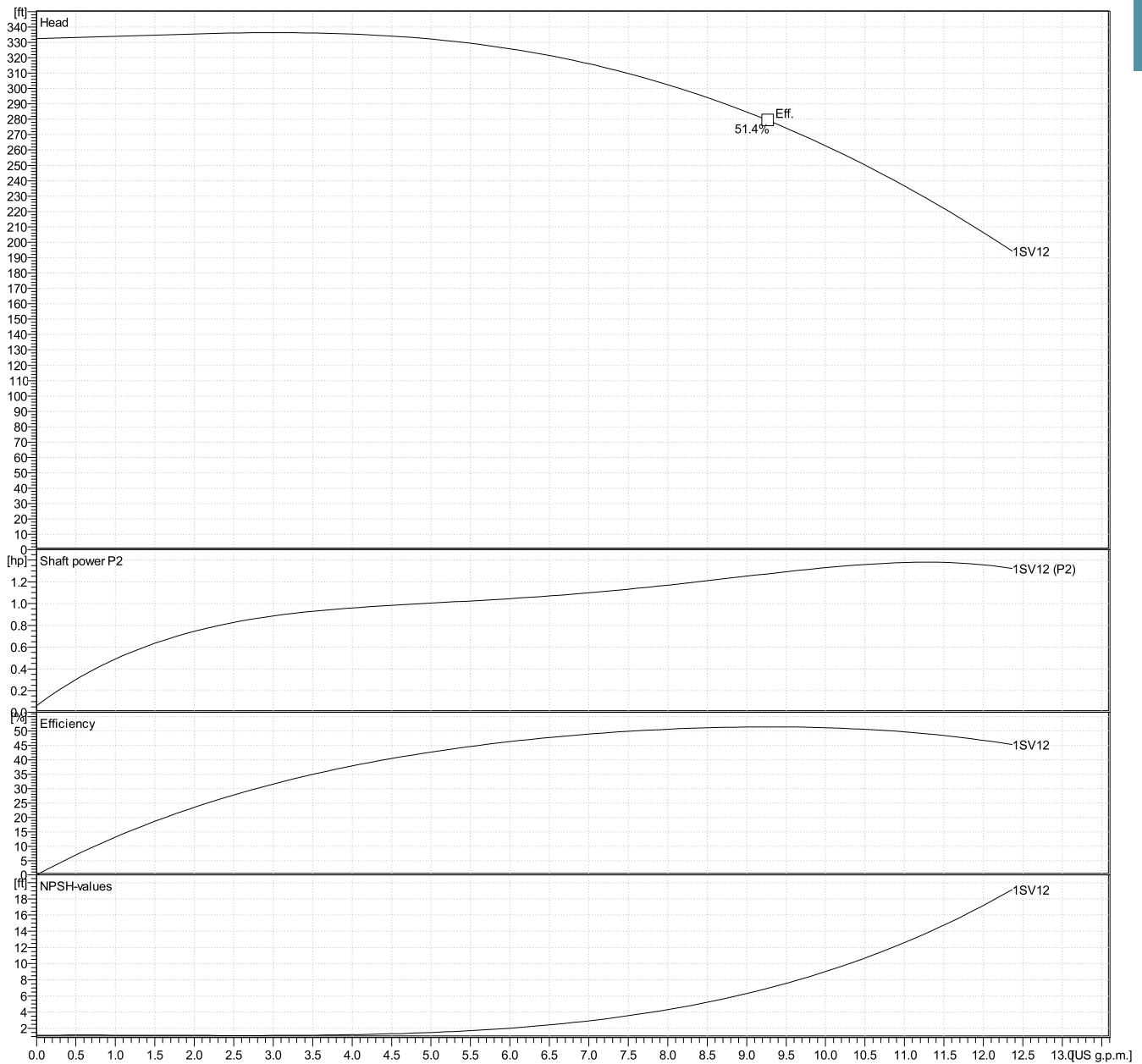
Customer	Date	5/31/2019
Contact	Project	
Phone number	Project no.	
Email		

## 1SV12GD4F60

### Hydraulic Data

Operating Data Specification		Hydraulic data (duty point)		Impeller design	
Flow	0 US g.p.m.	Flow		Impeller R	"
Head	0 ft	Head		Frequency	60 Hz
Static head	0 ft			Speed	3500 rpm

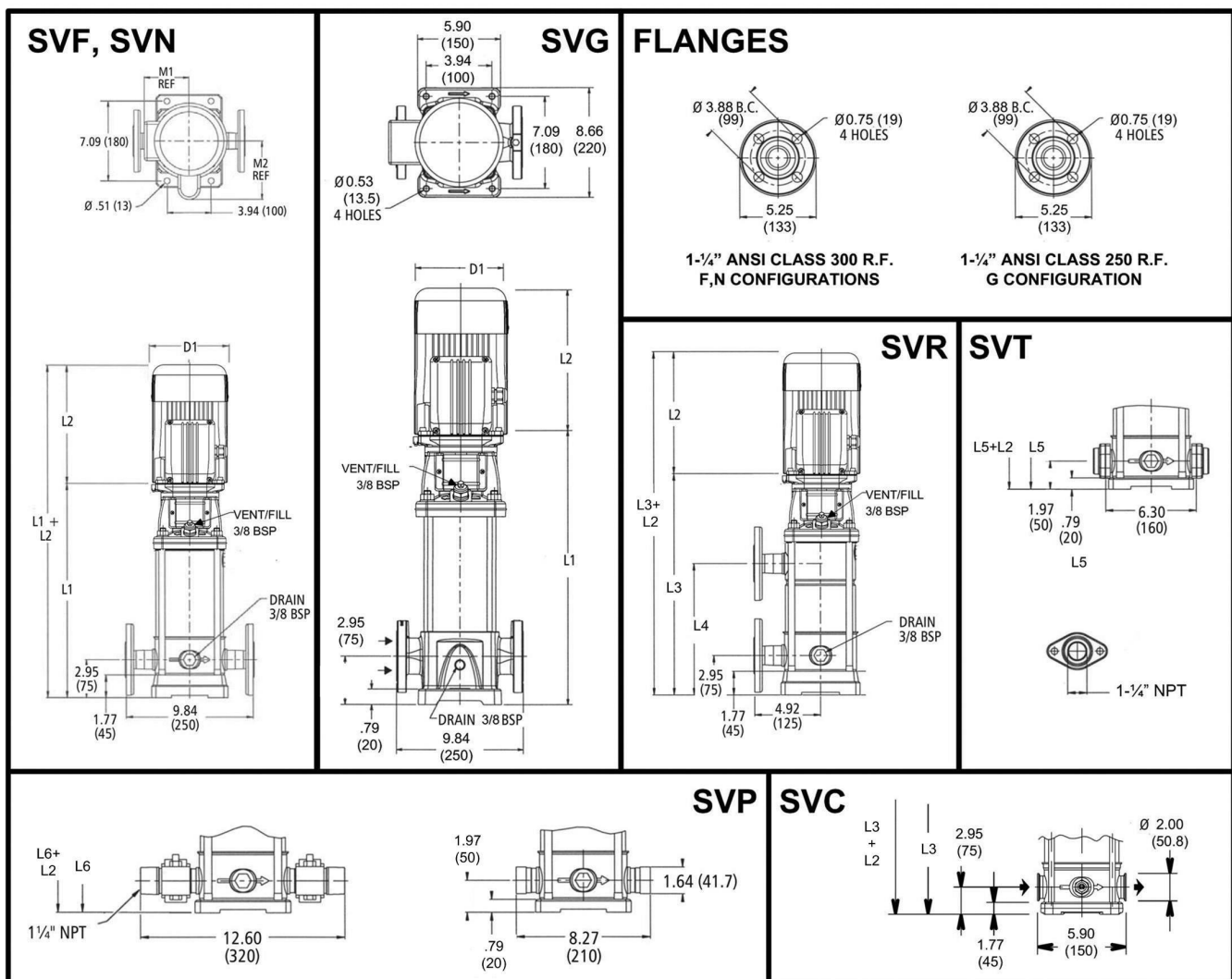
Power datas referred to:  
 Water [100%] ; 39.2°F; 62.4lb/ft<sup>3</sup>; 1.69E-5ft<sup>2</sup>/s  
 Performance according to ISO 9906 - Annex A



Customer	Date	5/31/2019
Contact	Project	
Phone number	Project no.	
Email		

## 1SV12GD4F60

### Drawing



### Dimensions inch

D1 max	7 <sup>3</sup> / <sub>16</sub>	NEMA Frame	56C			Weight	
D2	6 <sup>1</sup> / <sub>2</sub>					94.306	lb
L1	20 <sup>9</sup> / <sub>16</sub>						
L2	10 <sup>9</sup> / <sub>16</sub>						
L3	20 <sup>9</sup> / <sub>16</sub>						
L4	12 <sup>1</sup> / <sub>16</sub>						
L5	19 <sup>3</sup> / <sub>8</sub>						
L6	19 <sup>3</sup> / <sub>8</sub>						
M. Ref	6 <sup>15</sup> / <sub>16</sub>						