
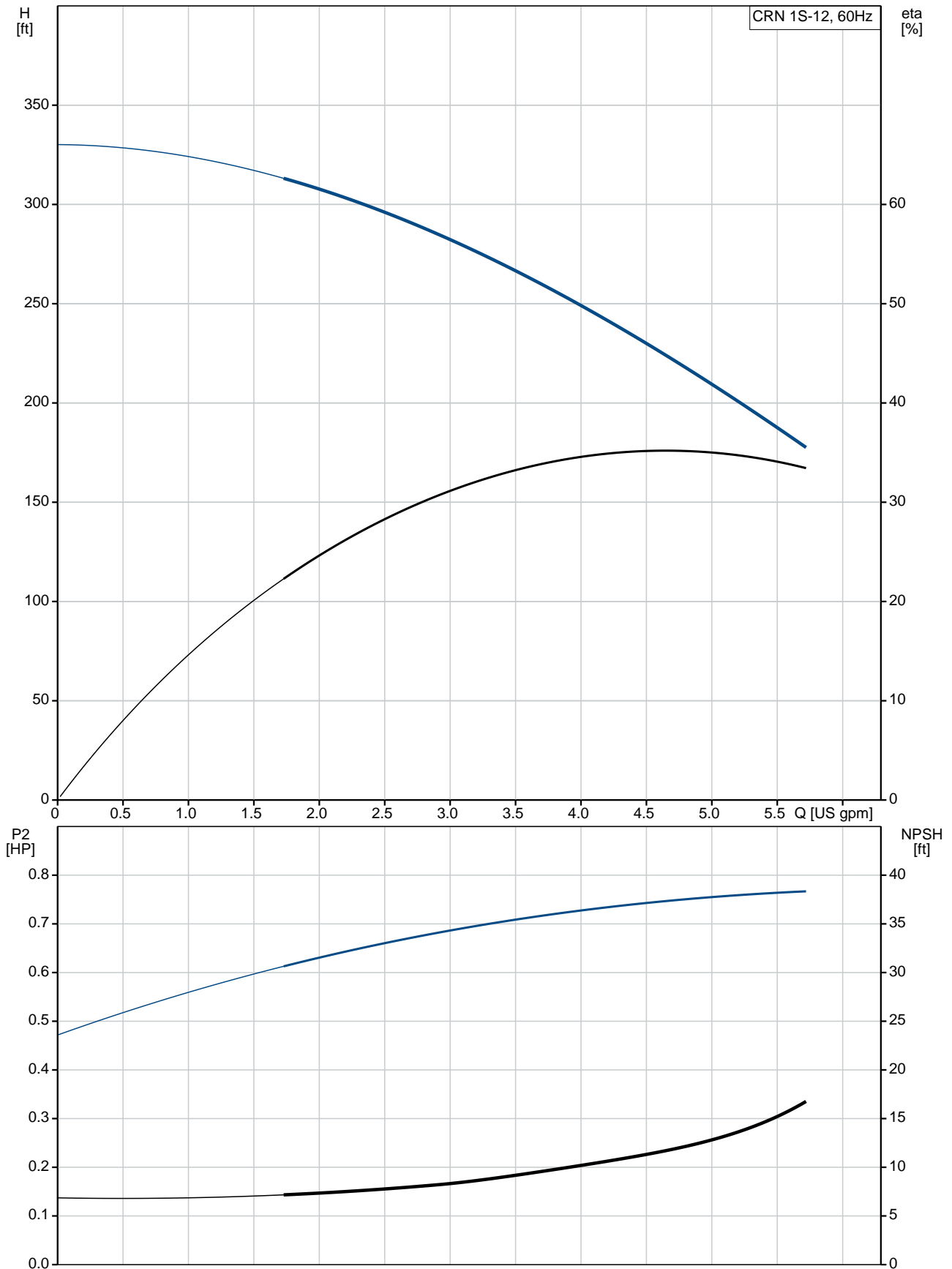


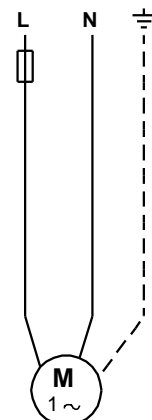
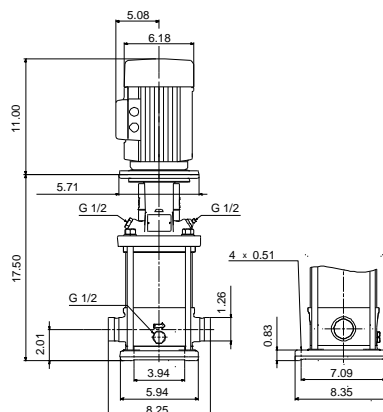
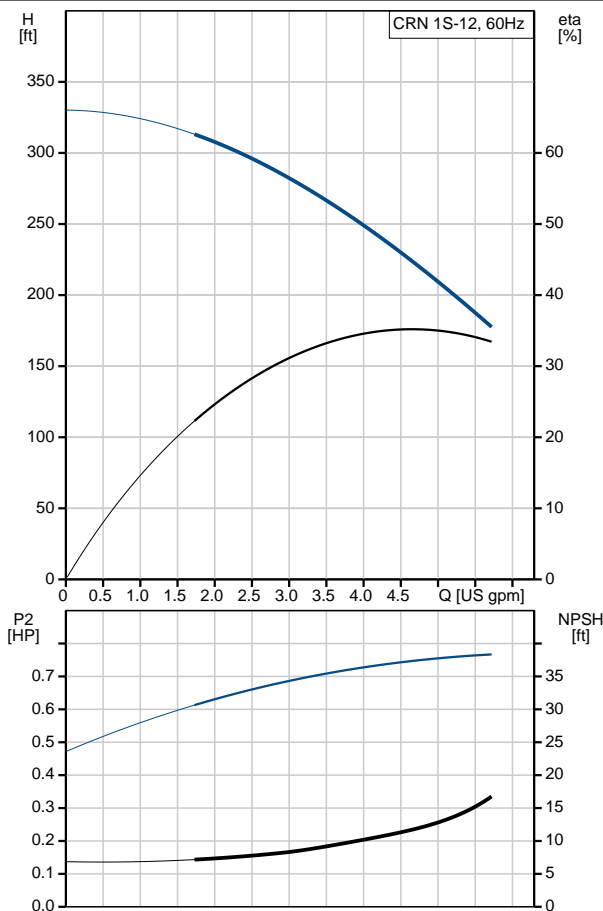
| Count | Description |
|-------|---|
| 1 | <p>CRN 1S-12 A-P-A-E-HQQE</p>  <p>Product No.: 96081610 Vertical, non-self-priming, multistage, in-line, centrifugal pump for installation in pipe systems and mounting on a foundation.</p> <p>The pump has the following characteristics:</p> <ul style="list-style-type: none"> - Impellers, intermediate chambers and outer sleeve are made of - Pump head cover and base are made of - The shaft seal has assembly length according to EN 12756. - Power transmission is via cast iron split coupling. <p>flanges/couplings.</p> <p>The motor is a 1-phase AC motor.</p> <p>Controls: Frequency converter: NONE</p> <p>Liquid: Pumped liquid: Water Liquid temperature range: -4 .. 248 °F Selected liquid temperature: 68 °F Density: 62.29 lb/ft³</p> <p>Technical: Rated pump speed: 3464 rpm Rated flow: 4.84 US gpm Rated head: 215.9 ft Pump orientation: Vertical Shaft seal arrangement: Single Code for shaft seal: HQQE Approvals on nameplate: CURUS,NSF61 Curve tolerance: ISO9906:2012 3B</p> <p>Materials: Base: Stainless steel EN 1.4408 AISI 316 Impeller: Stainless steel EN 1.4401 AISI 316 Bearing: SIC</p> <p>Installation: Maximum ambient temperature: 104 °F Maximum operating pressure: 362.59 psi</p> |

| Count | Description |
|-------|---|
| | <p>Max pressure at stated temperature: 363 psi / 250 °F 363 psi / -4 °F</p> <p>Type of connection: PJE Size of inlet connection: DN 32 Size of suction port: 1 1/4 inch Size of outlet connection: DN 32 Size of outlet port: 1 1/4 inch Pressure rating for pipe connection: PN 50 Flange size for motor: 56C</p> <p>Electrical data:</p> <p>Motor standard: NEMA Motor type: Baldor Rated power - P2: 0.75 HP Power (P2) required by pump: 0.75 HP Main frequency: 60 Hz Rated voltage: 1 x 115/208-230 V Service factor: 1.25 Rated current: 9,60/5,00-4,80 A Rated speed: 3450 rpm Number of poles: 2 Enclosure class (IEC 34-5): 54 Dust/Splashing Insulation class (IEC 85): B Motor Number: 84Z04001</p> <p>Others:</p> <p>Net weight: 58.7 lb Gross weight: 73.2 lb Shipping volume: 6.11 ft³ Country of origin: US Custom tariff no.: 8413.70.2040</p> |

96081610 CRN 1S-12 A-P-A-E-HQQE 60 Hz



| Description | Value |
|---------------------------------------|--|
| General information: | |
| Product name: | CRN 1S-12 A-P-A-E-HQQE |
| Product No.: | 96081610 |
| EAN: | 5700395160543 |
| Technical: | |
| Rated pump speed: | 3464 rpm |
| Rated flow: | 4.84 US gpm |
| Rated head: | 215.9 ft |
| Head max: | 328.8 ft |
| Stages: | 12 |
| Impellers: | 12 |
| Number of reduced-diameter impellers: | 0 |
| Low NPSH: | N |
| Pump orientation: | Vertical |
| Shaft seal arrangement: | Single |
| Code for shaft seal: | HQQE |
| Approvals on nameplate: | CURUS, NSF61 |
| Curve tolerance: | ISO9906:2012 3B |
| Pump version: | A |
| Model: | A |
| Cooling: | TEFC |
| Materials: | |
| Base: | Stainless steel EN 1.4408 AISI 316 |
| Impeller: | Stainless steel EN 1.4401 AISI 316 |
| Material code: | A |
| Code for rubber: | E |
| Bearing: | SIC |
| Installation: | |
| Maximum ambient temperature: | 104 °F |
| Maximum operating pressure: | 362.59 psi |
| Max pressure at stated temperature: | 363 psi / 250 °F 363 psi / -4 °F |
| Type of connection: | PJE |
| Size of inlet connection: | DN 32 |
| Size of suction port: | 1 1/4 inch |
| Size of outlet connection: | DN 32 |
| Size of outlet port: | 1 1/4 inch |
| Pressure rating for pipe connection: | PN 50 |
| Flange size for motor: | 56C |
| Connect code: | P |
| Liquid: | |
| Pumped liquid: | Water |
| Liquid temperature range: | -4 .. 248 °F |
| Selected liquid temperature: | 68 °F |
| Density: | 62.29 lb/ft³ |
| Electrical data: | |
| Motor standard: | NEMA |
| Motor type: | Baldor |
| Rated power - P2: | 0.75 HP |
| Power (P2) required by pump: | 0.75 HP |
| Main frequency: | 60 Hz |
| Rated voltage: | 1 x 115/208-230 V |
| Service factor: | 1.25 |





Company name:

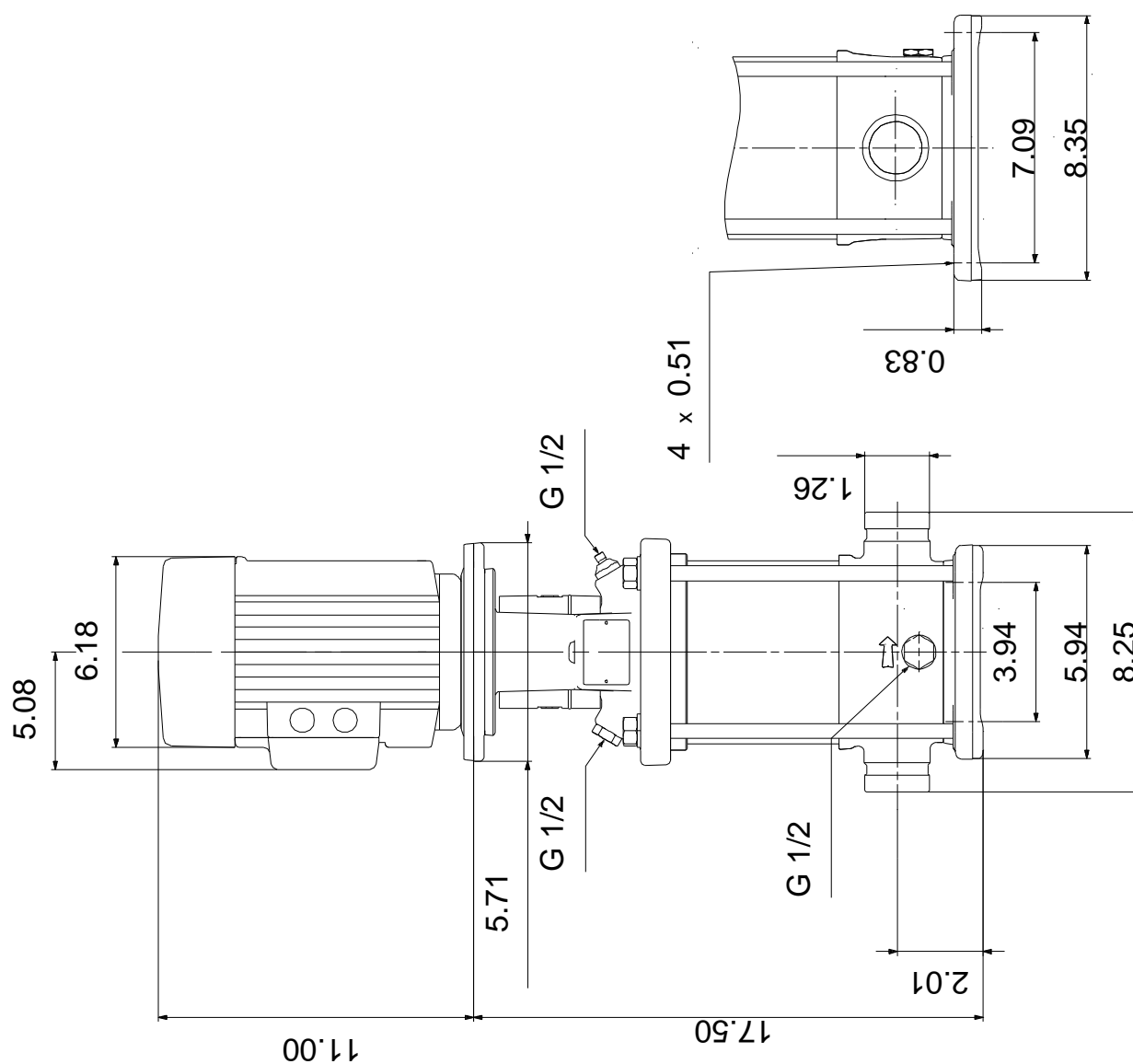
Created by:

Phone:

Date: 7/29/2019

| Description | Value |
|-----------------------------|-------------------|
| Rated current: | 9,60/5,00-4,80 A |
| Load current: | 11.4/6.0-5.7 A |
| Rated speed: | 3450 rpm |
| Number of poles: | 2 |
| Enclosure class (IEC 34-5): | 54 Dust/Splashing |
| Insulation class (IEC 85): | B |
| Motor protection: | NONE |
| Motor Number: | 84Z04001 |
| Controls: | |
| Frequency converter: | NONE |
| Others: | |
| Net weight: | 58.7 lb |
| Gross weight: | 73.2 lb |
| Shipping volume: | 6.11 ft³ |
| Country of origin: | US |
| Custom tariff no.: | 8413.70.2040 |

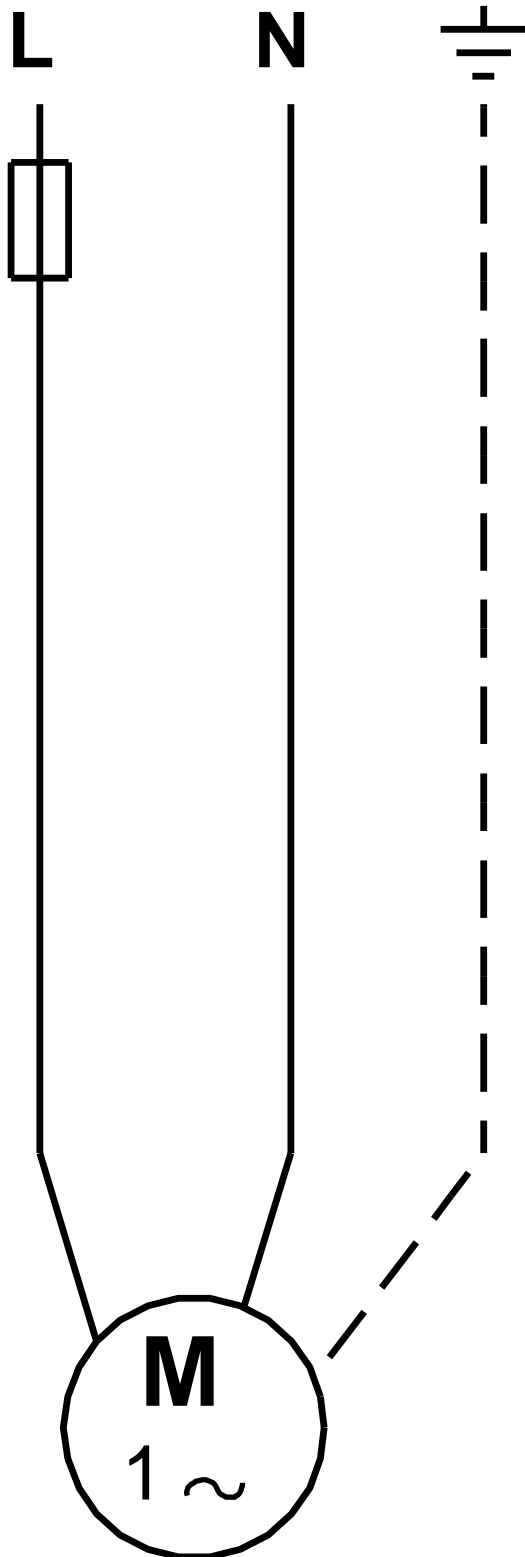
96081610 CRN 1S-12 A-P-A-E-HQQE 60 Hz



Note! All units are in [in] unless otherwise stated.

Note! All units are in [in] unless otherwise stated.
Disclaimer: This simplified dimensional drawing does not show all details.

96081610 CRN 1S-12 A-P-A-E-HQQE 60 Hz



All units are [in] unless otherwise presented.