
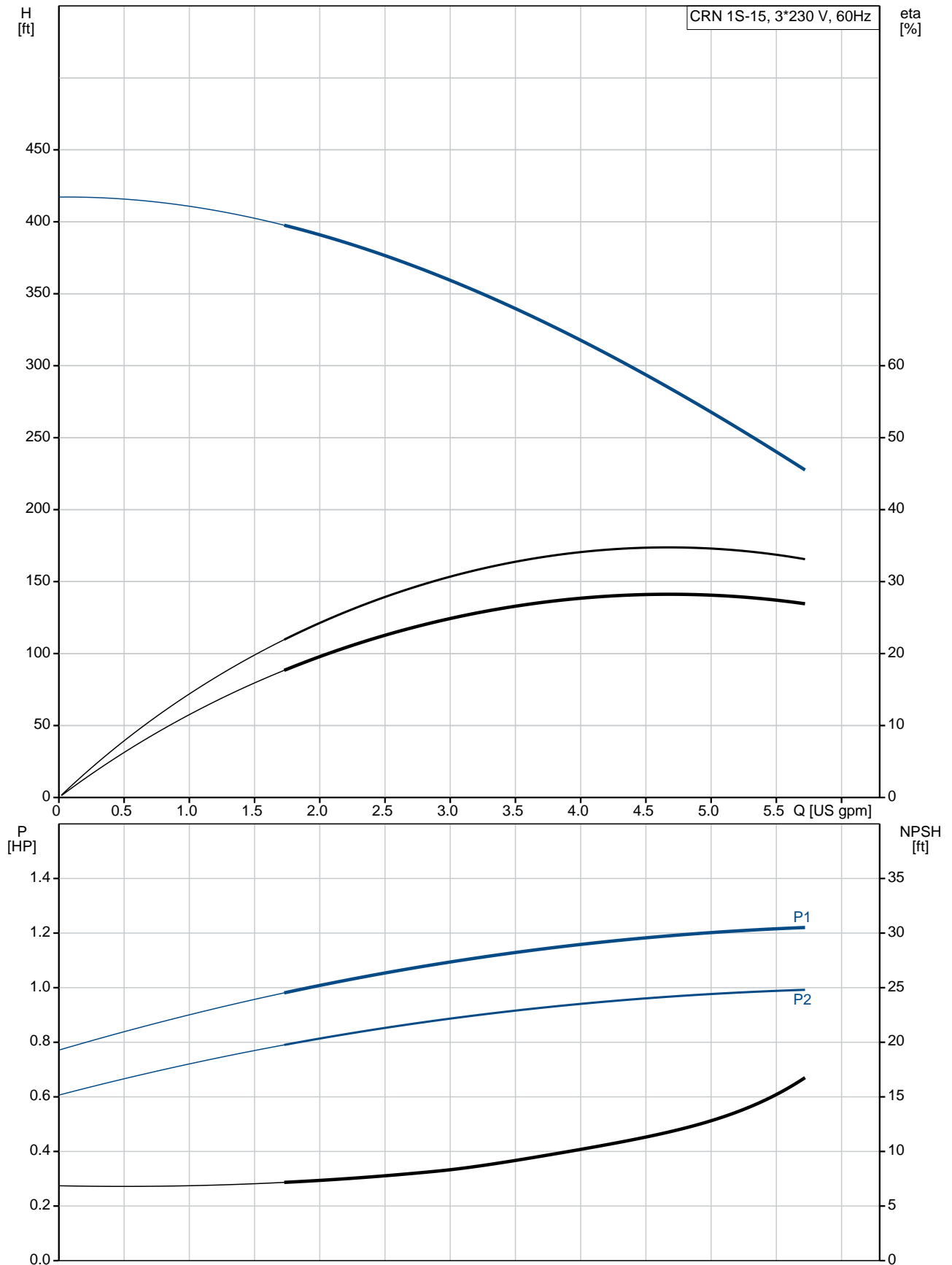


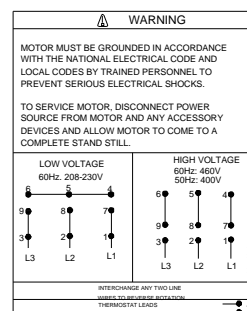
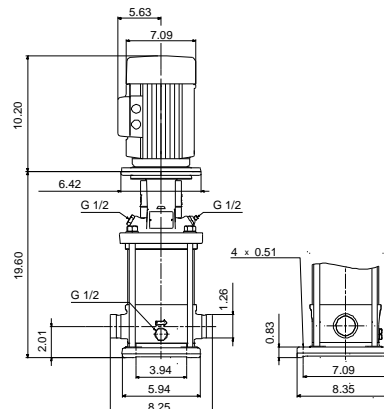
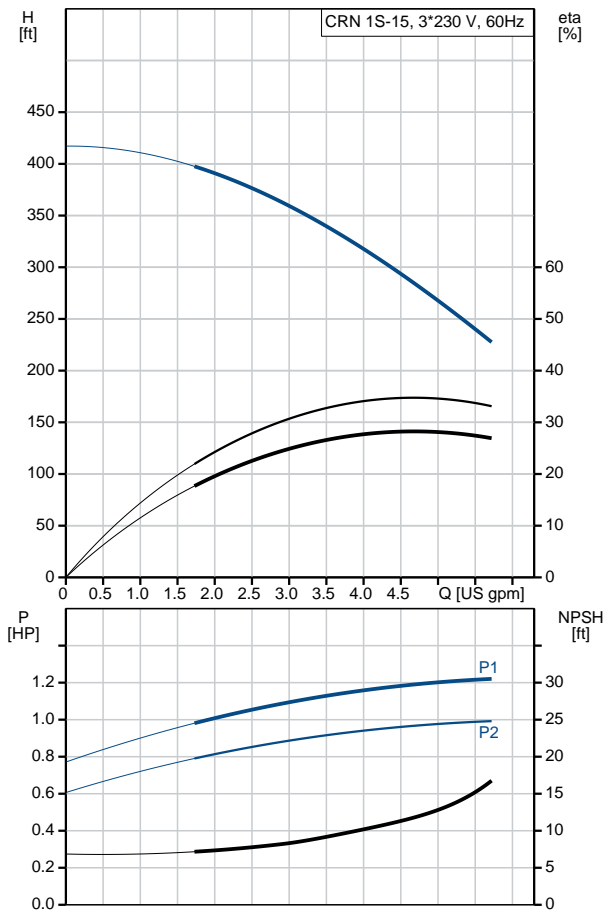
Count	Description
1	<p><b>CRN 1S-15 A-P-A-E-HQQE</b></p>  <p>Product No.: <a href="#">96081615</a> Vertical, non-self-priming, multistage, in-line, centrifugal pump for installation in pipe systems and mounting on a foundation.</p> <p>The pump has the following characteristics:</p> <ul style="list-style-type: none"> <li>- Impellers, intermediate chambers and outer sleeve are made of</li> <li>- Pump head cover and base are made of</li> <li>- The shaft seal has assembly length according to EN 12756.</li> <li>- Power transmission is via cast iron split coupling.</li> </ul> <p>flanges/couplings.</p> <p>The motor is a 3-phase AC motor.</p> <p><b>Controls:</b> Frequency converter: NONE</p> <p><b>Liquid:</b> Pumped liquid: Water Liquid temperature range: -4 .. 248 °F Selected liquid temperature: 68 °F Density: 62.29 lb/ft³</p> <p><b>Technical:</b> Rated pump speed: 3484 rpm Rated flow: 4.84 US gpm Rated head: 279.9 ft Pump orientation: Vertical Shaft seal arrangement: Single Code for shaft seal: HQQE Approvals on nameplate: CURUS, NSF61 Curve tolerance: ISO9906:2012 3B</p> <p><b>Materials:</b> Base: Stainless steel EN 1.4408 AISI 316 Impeller: Stainless steel EN 1.4401 AISI 316 Bearing: SIC</p> <p><b>Installation:</b> Maximum ambient temperature: 140 °F Maximum operating pressure: 362.59 psi</p>

Count	Description
	<p>Max pressure at stated temperature: 363 psi / 250 °F 363 psi / -4 °F</p> <p>Type of connection: PJE Size of inlet connection: DN 32 Size of suction port: 1 1/4 inch Size of outlet connection: DN 32 Size of outlet port: 1 1/4 inch Pressure rating for pipe connection: PN 50 Flange size for motor: 56C</p> <p><b>Electrical data:</b></p> <p>Motor standard: NEMA Motor type: 71BB IE Efficiency class: NEMA Premium / IE3 60Hz Rated power - P2: 1 HP Power (P2) required by pump: 1 HP Main frequency: 60 Hz Rated voltage: 3 x 208-230YY/460Y V Service factor: 1.25 Rated current: 3,25-3,35/1,68 A Starting current: 590-650 % Cos phi - power factor: 0.81-0.72 Rated speed: 3430-3460 rpm IE efficiency: IE3 77,0% Motor efficiency at full load: 80.0 % Motor efficiency at 3/4 load: 79.5 % Motor efficiency at 1/2 load: 75.0 % Number of poles: 2 Enclosure class (IEC 34-5): 55 Dust/Jetting Insulation class (IEC 85): F Motor Number: 85900703</p> <p><b>Others:</b></p> <p>Net weight: 52.9 lb Gross weight: 63.9 lb Shipping volume: 6.11 ft³ Country of origin: US Custom tariff no.: 8413.70.2040</p>

## 96081615 CRN 1S-15 A-P-A-E-HQQE 60 Hz



Description	Value
<b>General information:</b>	
Product name:	CRN 1S-15 A-P-A-E-HQQE
Product No.:	96081615
EAN:	5700395160598
<b>Technical:</b>	
Rated pump speed:	3484 rpm
Rated flow:	4.84 US gpm
Rated head:	279.9 ft
Head max:	419.6 ft
Stages:	15
Impellers:	15
Number of reduced-diameter impellers:	0
Low NPSH:	N
Pump orientation:	Vertical
Shaft seal arrangement:	Single
Code for shaft seal:	HQQE
Approvals on nameplate:	CURUS, NSF61
Curve tolerance:	ISO9906:2012 3B
Pump version:	A
Model:	A
Cooling:	TEFC
<b>Materials:</b>	
Base:	Stainless steel EN 1.4408 AISI 316
Impeller:	Stainless steel EN 1.4401 AISI 316
Material code:	A
Code for rubber:	E
Bearing:	SIC
<b>Installation:</b>	
Maximum ambient temperature:	140 °F
Maximum operating pressure:	362.59 psi
Max pressure at stated temperature:	363 psi / 250 °F 363 psi / -4 °F
Type of connection:	PJE
Size of inlet connection:	DN 32
Size of suction port:	1 1/4 inch
Size of outlet connection:	DN 32
Size of outlet port:	1 1/4 inch
Pressure rating for pipe connection:	PN 50
Flange size for motor:	56C
Connect code:	P
<b>Liquid:</b>	
Pumped liquid:	Water
Liquid temperature range:	-4 .. 248 °F
Selected liquid temperature:	68 °F
Density:	62.29 lb/ft³
<b>Electrical data:</b>	
Motor standard:	NEMA
Motor type:	71BB
IE Efficiency class:	NEMA Premium / IE3 60Hz
Rated power - P2:	1 HP
Power (P2) required by pump:	1 HP
Main frequency:	60 Hz





Company name:

Created by:

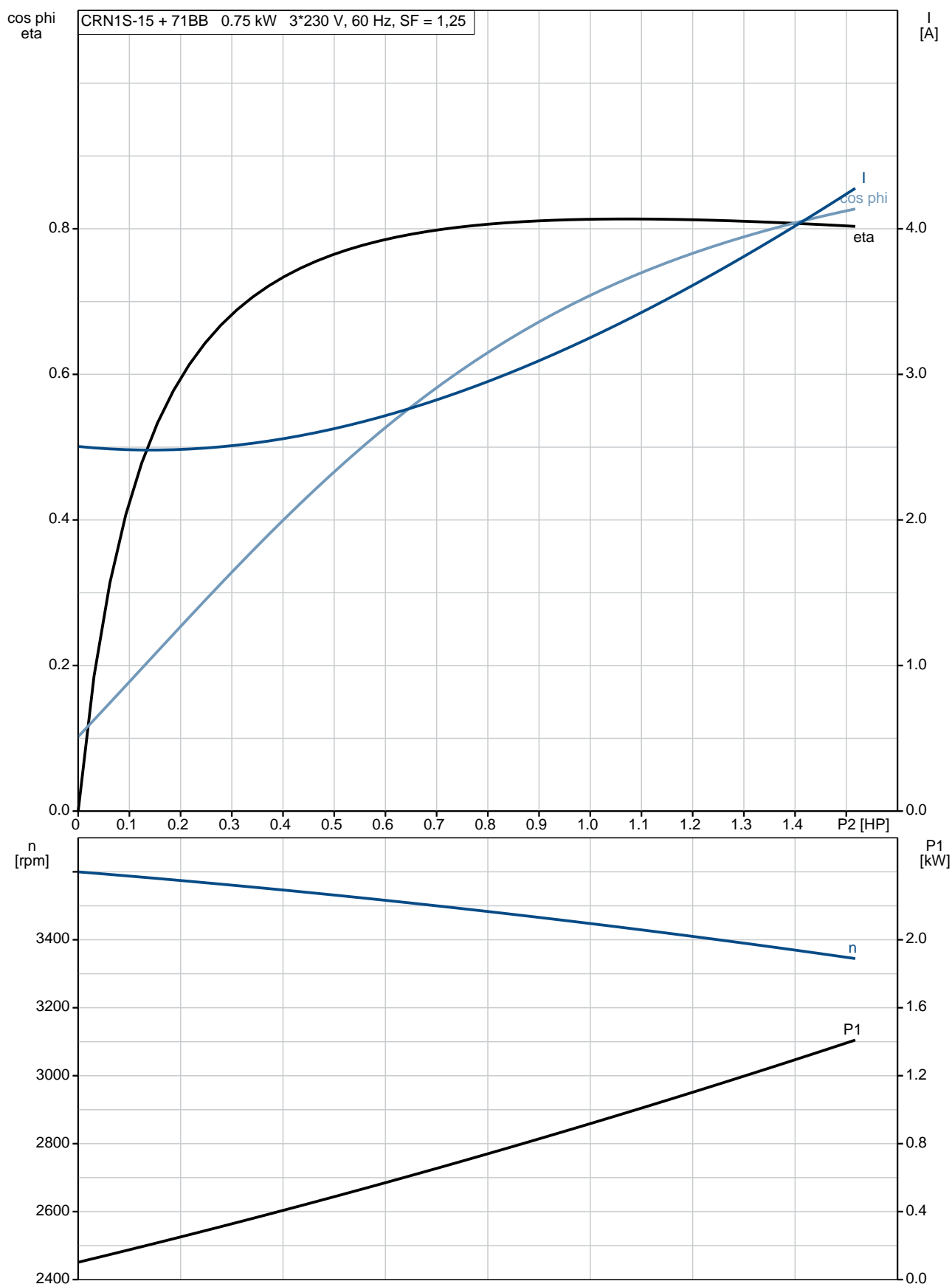
Phone:

Date:

7/30/2019

Description	Value
Rated voltage:	3 x 208-230YY/460Y V
Service factor:	1.25
Rated current:	3,25-3,35/1,68 A
Starting current:	590-650 %
Load current:	4,0-3,9/1,95 A
Cos phi - power factor:	0.81-0.72
Rated speed:	3430-3460 rpm
IE efficiency:	IE3 77,0%
Motor efficiency at full load:	80.0 %
Motor efficiency at 3/4 load:	79.5 %
Motor efficiency at 1/2 load:	75.0 %
Number of poles:	2
Enclosure class (IEC 34-5):	55 Dust/Jetting
Insulation class (IEC 85):	F
Motor protection:	NONE
Motor Number:	85900703
<b>Controls:</b>	
Frequency converter:	NONE
<b>Others:</b>	
Net weight:	52.9 lb
Gross weight:	63.9 lb
Shipping volume:	6.11 ft <sup>3</sup>
Country of origin:	US
Custom tariff no.:	8413.70.2040

## 96081615 CRN 1S-15 A-P-A-E-HQQE 60 Hz



## 7/8

## 96081615 CRN 1S-15 A-P-A-E-HQQE 60 Hz

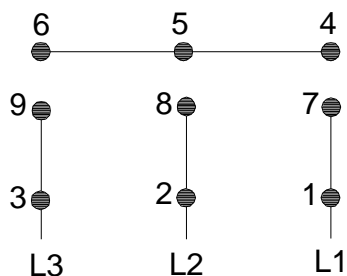


### WARNING

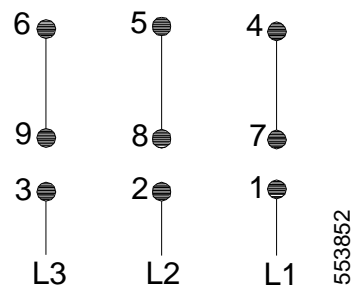
MOTOR MUST BE GROUNDED IN ACCORDANCE WITH THE NATIONAL ELECTRICAL CODE AND LOCAL CODES BY TRAINED PERSONNEL TO PREVENT SERIOUS ELECTRICAL SHOCKS.

TO SERVICE MOTOR, DISCONNECT POWER SOURCE FROM MOTOR AND ANY ACCESSORY DEVICES AND ALLOW MOTOR TO COME TO A COMPLETE STAND STILL.

#### LOW VOLTAGE 60Hz. 208-230V



#### HIGH VOLTAGE 60Hz: 460V 50Hz: 400V



INTERCHANGE ANY TWO LINE  
WIRES TO REVERSE ROTATION

THERMOSTAT LEADS  
(WHEN PROVIDED)

