
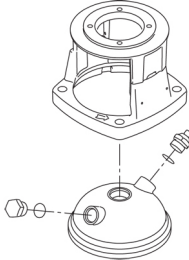
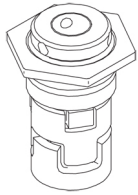


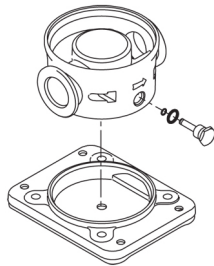
Count	Description
1	<p data-bbox="225 338 544 367">CRI 1S-15 A-CA-A-E-HQQE</p>  <p data-bbox="225 660 491 689">Product No.: 96081234</p> <p data-bbox="225 719 1430 797">Vertical, multistage centrifugal pump with inlet and outlet ports on same the level (inline). Pump materials in contact with the liquid are in stainless steel. Power transmission is via a rigid split coupling. Pipe connection is via FlexiClamps.</p> <p data-bbox="225 835 959 864">The pump is fitted with a 1-phase, fan-cooled asynchronous motor.</p> <p data-bbox="225 864 959 893">The pump is fitted with a 1-phase, fan-cooled asynchronous motor.</p> <p data-bbox="225 925 544 954">Further product details</p> <p data-bbox="225 958 1453 1061">Steel, cast iron and aluminium components have an epoxy-based coating made in a cathodic electro-deposition (CED) process. CED is a high-quality dip-painting process where an electrical field around the products ensures deposition of paint particles as a thin, well-controlled layer on the surface. An integral part of the process is a pretreatment. The entire process consists of these elements:</p> <ol data-bbox="225 1070 718 1189" style="list-style-type: none"> 1) Alkaline-based cleaning. 2) Zinc phosphating. 3) Cathodic electro-deposition. 4) Curing to a dry film thickness 18-22 my m. <p data-bbox="225 1191 932 1220">The colour code for the finished product is NCS 9000/RAL 9005.</p> <p data-bbox="225 1249 309 1279">Pump</p> <p data-bbox="225 1283 1390 1339">The pump head and flange for motor mounting is made in one piece (cast iron). The pump head cover is a separate component (stainless steel). The pump head has a combined 1/2" priming plug and vent screw.</p>  <p data-bbox="225 1637 1426 1740">The pump is fitted with a balanced O-ring seal unit with a rigid torque-transmission system. This seal type is assembled in a cartridge unit which makes replacement safe and easy. Due to the balancing, this seal type is suitable for high-pressure applications. The cartridge construction also protects the pump shaft from possible wear from a dynamic O-ring between pump shaft and shaft seal.</p> <p data-bbox="225 1749 373 1778">Primary seal:</p> <ul data-bbox="261 1780 825 1839" style="list-style-type: none"> • Rotating seal ring material: silicon carbide (SiC) • Stationary seat material: silicon carbide (SiC) <p data-bbox="225 1841 1426 1897">This material pairing is used where higher corrosion resistance is required. The high hardness of this material pairing offers good resistance against abrasive particles.</p> <p data-bbox="225 1899 890 1928">Secondary seal material: EPDM (ethylene-propylene rubber)</p> <p data-bbox="225 1930 1123 1960">EPDM has excellent resistance to hot water. EPDM is not suitable for mineral oils.</p>



The shaft seal is screwed into the pump head.

The pump has a special air-cooled shaft-seal chamber generating the same insulation effect as that of a vacuum flask. No external cooling is necessary; the ambient temperature is sufficient. An automatic vent vents the pump seal chamber.

The pump has a stainless-steel base mounted on a separate base plate. The base and base plate are kept in position by the tension of the staybolts which hold the pump together. The outlet side of the base has a combined drain plug and bypass valve. The pump is secured to the foundation by four bolts through the base plate. The base is prepared for connection by means of FlexiClamp couplings.



Motor

The motor is a totally enclosed, fan-cooled motor with principal dimensions to IEC and DIN standards. The motor is flange-mounted with tapped-hole flange (FT).

Motor-mounting designation in accordance with IEC 60034-7: IM B 14 (Code I) / IM 3601 (Code II).

Electrical tolerances comply with IEC 60034.

The motor does not incorporate motor protection and must be connected to a motor-protective circuit breaker which can be manually reset. The motor-protective circuit breaker must be set according to the rated current of the motor (I1/1).

The motor has built-in thermal protection (PTO current and temperature sensors) in accordance with IEC 60034-11 and requires no further motor protection. The protection reacts to both slow- and quick-rising temperatures, e.g. constant overload and stalled conditions.

As the thermal protection incorporates automatic reset, the motor must be connected in a way which ensures that the automatic reset cannot cause accidents.

Technical data

Controls:

Frequency converter: NONE

Liquid:

Pumped liquid: Water

Liquid temperature range: -4 .. 248 °F

Selected liquid temperature: 68 °F

Density: 62.29 lb/ft³

Technical:

Rated pump speed: 3450 rpm

Rated flow: 4.84 US gpm

Rated head: 276.3 ft

Pump orientation: Vertical

Shaft seal arrangement: Single



Company name:

Created by:

Phone:

Date:

9/30/2019

Count	Description
	Code for shaft seal: HQQE Approvals on nameplate: CURUS,NSF61 Curve tolerance: ISO9906:2012 3B
	Materials:
	Base: Stainless steel EN 1.4408 AISI 316
	Impeller: Stainless steel EN 1.4301 AISI 304
	Bearing: SIC
	Installation:
	Maximum ambient temperature: 104 °F Maximum operating pressure: 362.59 psi Max pressure at stated temperature: 363 psi / 250 °F 363 psi / -4 °F
	Type of connection: FlexiClamp Size of inlet connection: DN 32 Size of outlet connection: DN 32 Pressure rating for pipe connection: PN 25 Flange size for motor: 56C
	Electrical data:
	Motor standard: NEMA Motor type: BALDOR Rated power - P2: 1 HP Power (P2) required by pump: 1 HP Main frequency: 60 Hz Rated voltage: 1 x 115/230 V Service factor: 1.25 Rated current: 12/6 A Rated speed: 3450 rpm Number of poles: 2 Insulation class (IEC 85): B Motor Number: 84Z04004
	Others:
	Net weight: 72 lb Gross weight: 86.5 lb Shipping volume: 8.26 ft³ Country of origin: US Custom tariff no.: 8413.70.2040



Company name:

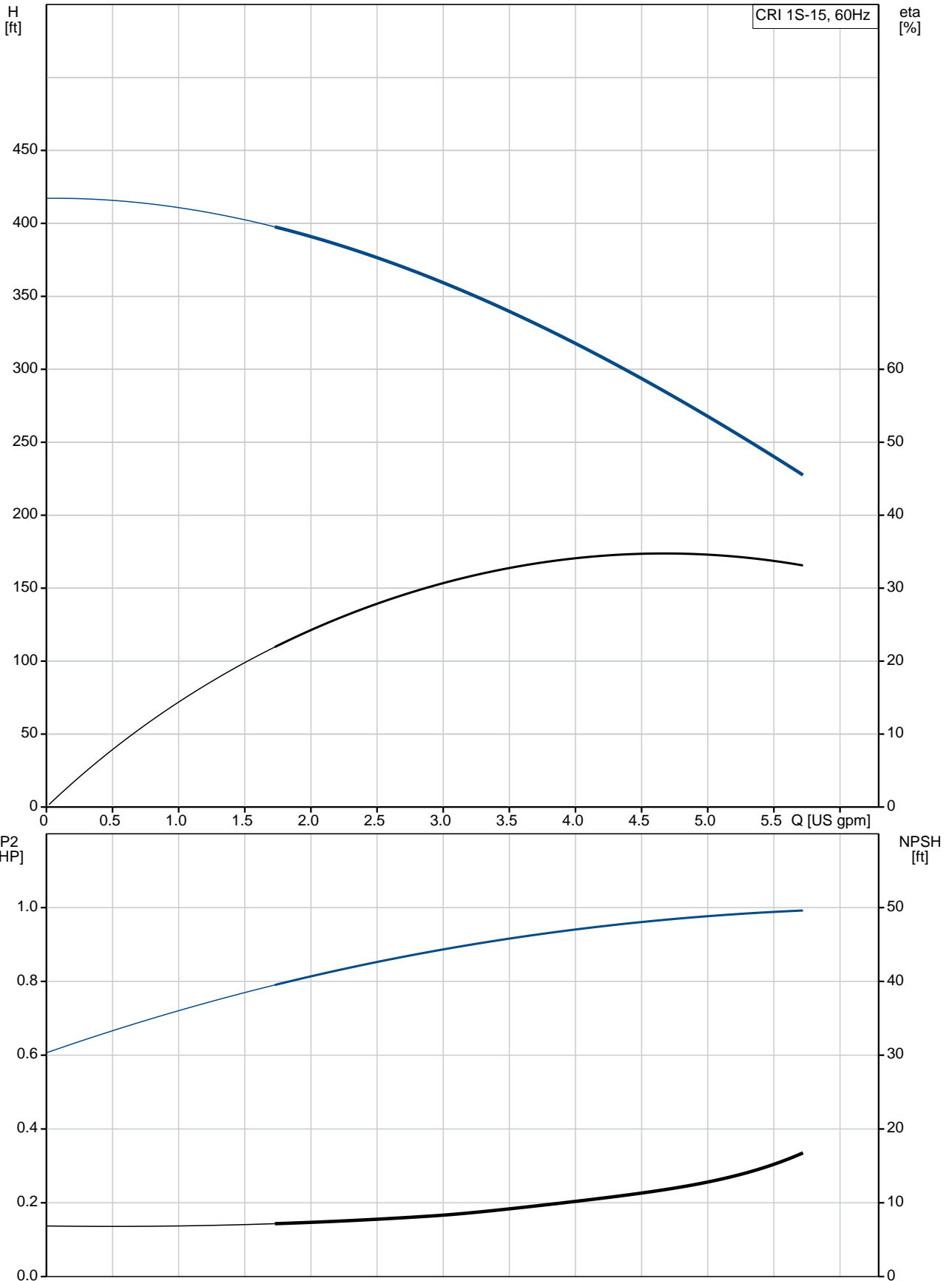
Created by:

Phone:


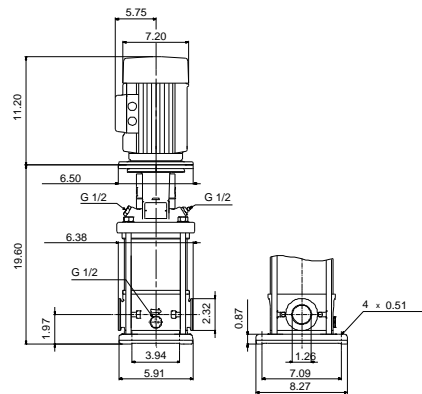
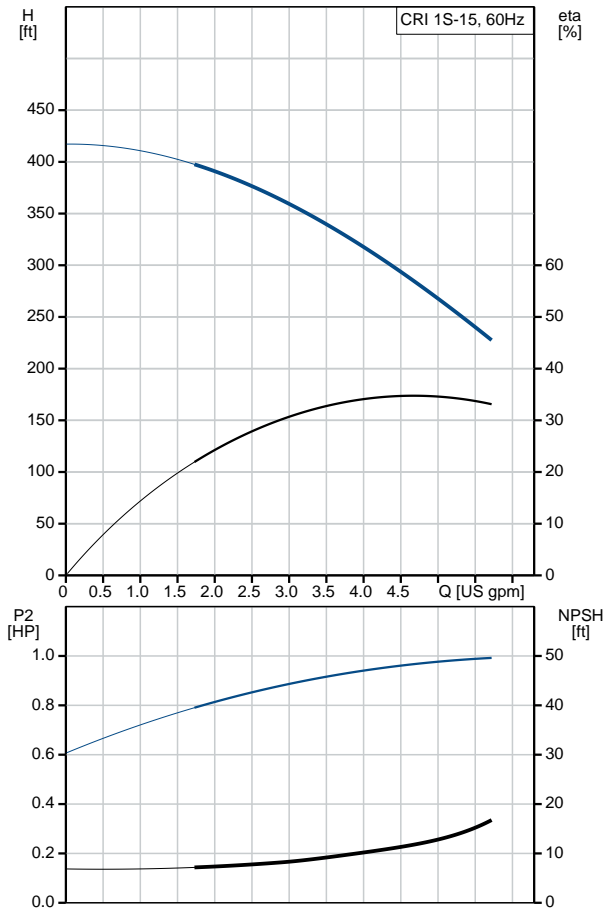
Date:

9/30/2019

96081234 CRI 1S-15 A-CA-A-E-HQQE 60 Hz



Description	Value
General information:	
Product name:	CRI 1S-15 A-CA-A-E-HQQE
Product No.:	96081234
EAN:	5700395156782 5700395156782
Technical:	
Rated pump speed:	3450 rpm
Rated flow:	4.84 US gpm
Rated head:	276.3 ft
Head max:	415.7 ft
Stages:	15
Impellers:	15
Number of reduced-diameter impellers:	0
Low NPSH:	N
Pump orientation:	Vertical
Shaft seal arrangement:	Single
Code for shaft seal:	HQQE
Approvals on nameplate:	CURUS,NSF61
Curve tolerance:	ISO9906:2012 3B
Pump version:	A
Model:	A
Cooling:	TEFC
Materials:	
Base:	Stainless steel EN 1.4408 AISI 316
Impeller:	Stainless steel EN 1.4301 AISI 304
Material code:	A
Code for rubber:	E
Bearing:	SIC
Installation:	
Maximum ambient temperature:	104 °F
Maximum operating pressure:	362.59 psi
Max pressure at stated temperature:	363 psi / 250 °F 363 psi / -4 °F
Type of connection:	FlexiClamp
Size of inlet connection:	DN 32
Size of outlet connection:	DN 32
Pressure rating for pipe connection:	PN 25
Flange size for motor:	56C
Connect code:	CA
Liquid:	
Pumped liquid:	Water
Liquid temperature range:	-4 .. 248 °F
Selected liquid temperature:	68 °F
Density:	62.29 lb/ft ³
Electrical data:	
Motor standard:	NEMA
Motor type:	BALDOR
Rated power - P2:	1 HP
Power (P2) required by pump:	1 HP
Main frequency:	60 Hz
Rated voltage:	1 x 115/230 V
Service factor:	1.25
Rated current:	12/6 A





Company name:

Created by:

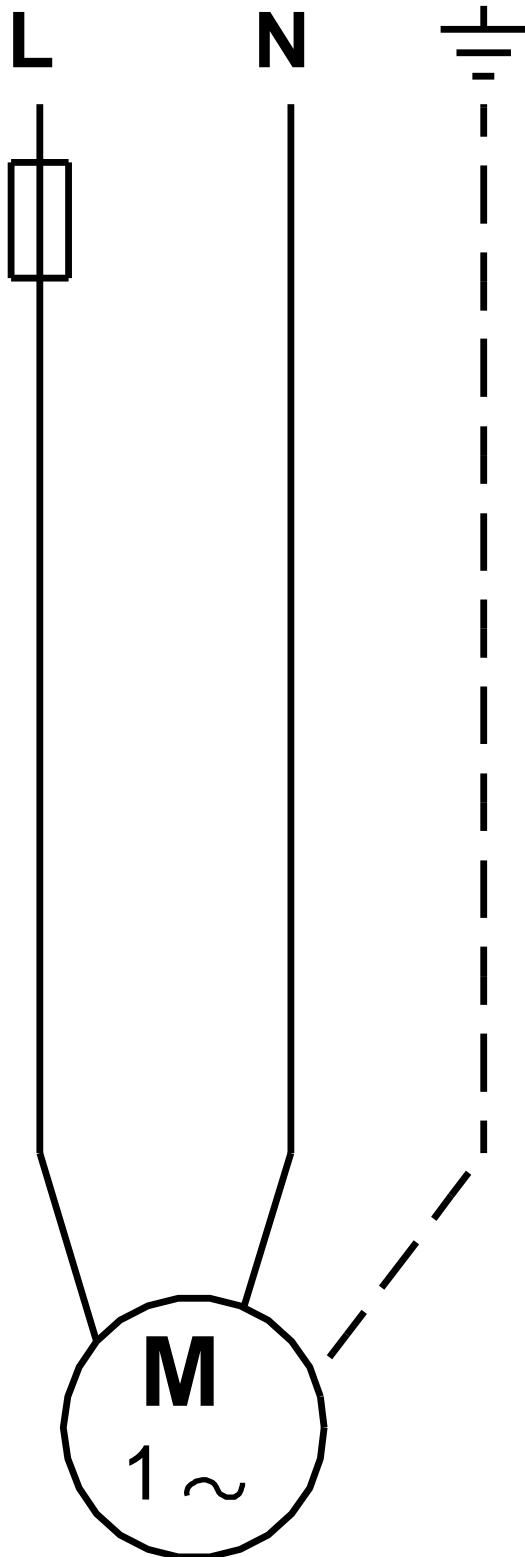
Phone:

Date:

9/30/2019

Description	Value
Load current:	14.4/7.2 A
Rated speed:	3450 rpm
Number of poles:	2
Insulation class (IEC 85):	B
Motor protection:	NONE
Motor Number:	84Z04004
Controls:	
Frequency converter:	NONE
Others:	
Net weight:	72 lb
Gross weight:	86.5 lb
Shipping volume:	8.26 ft ³
Country of origin:	US
Custom tariff no.:	8413.70.2040

96081234 CRI 1S-15 A-CA-A-E-HQQE 60 Hz



All units are [in] unless otherwise presented.