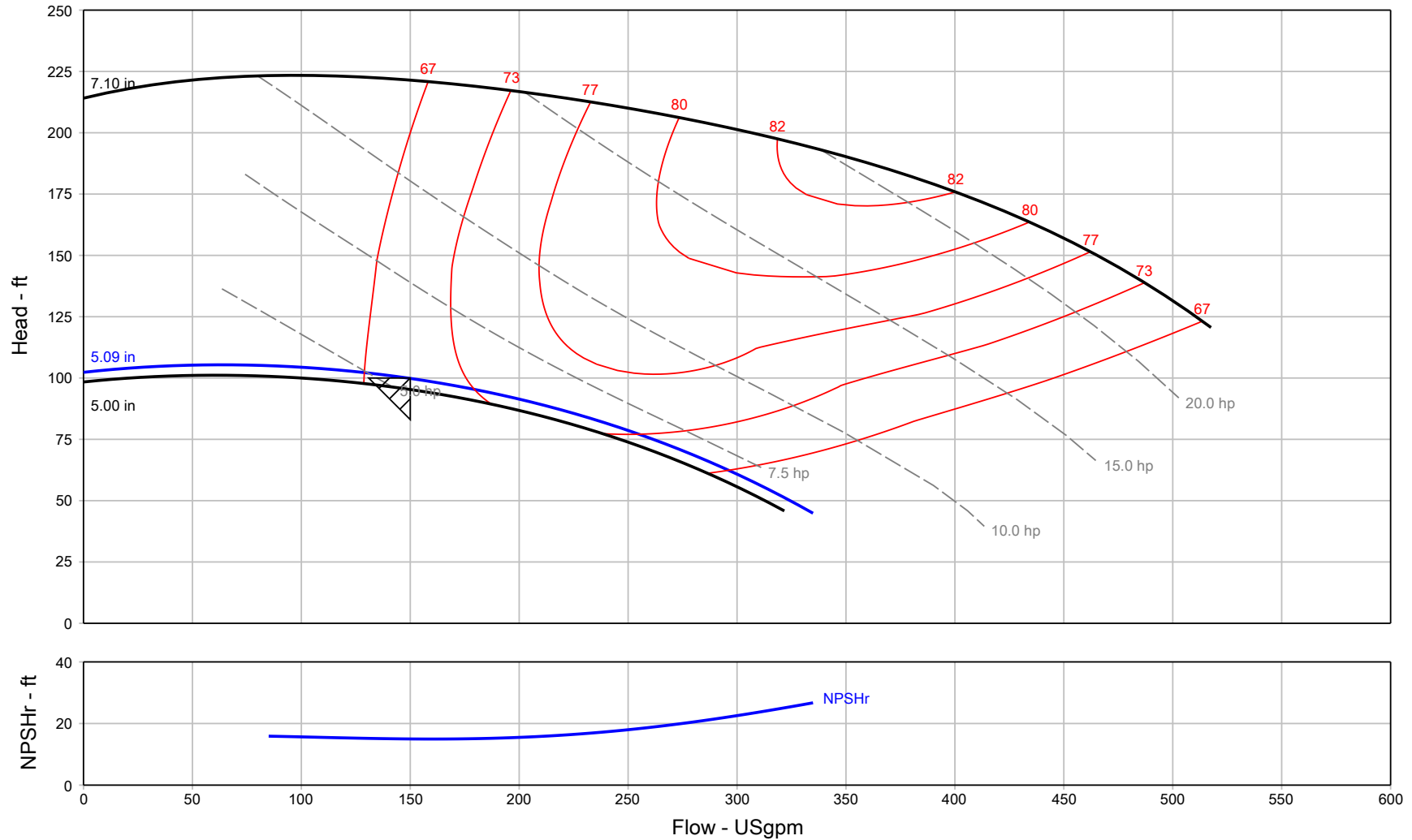
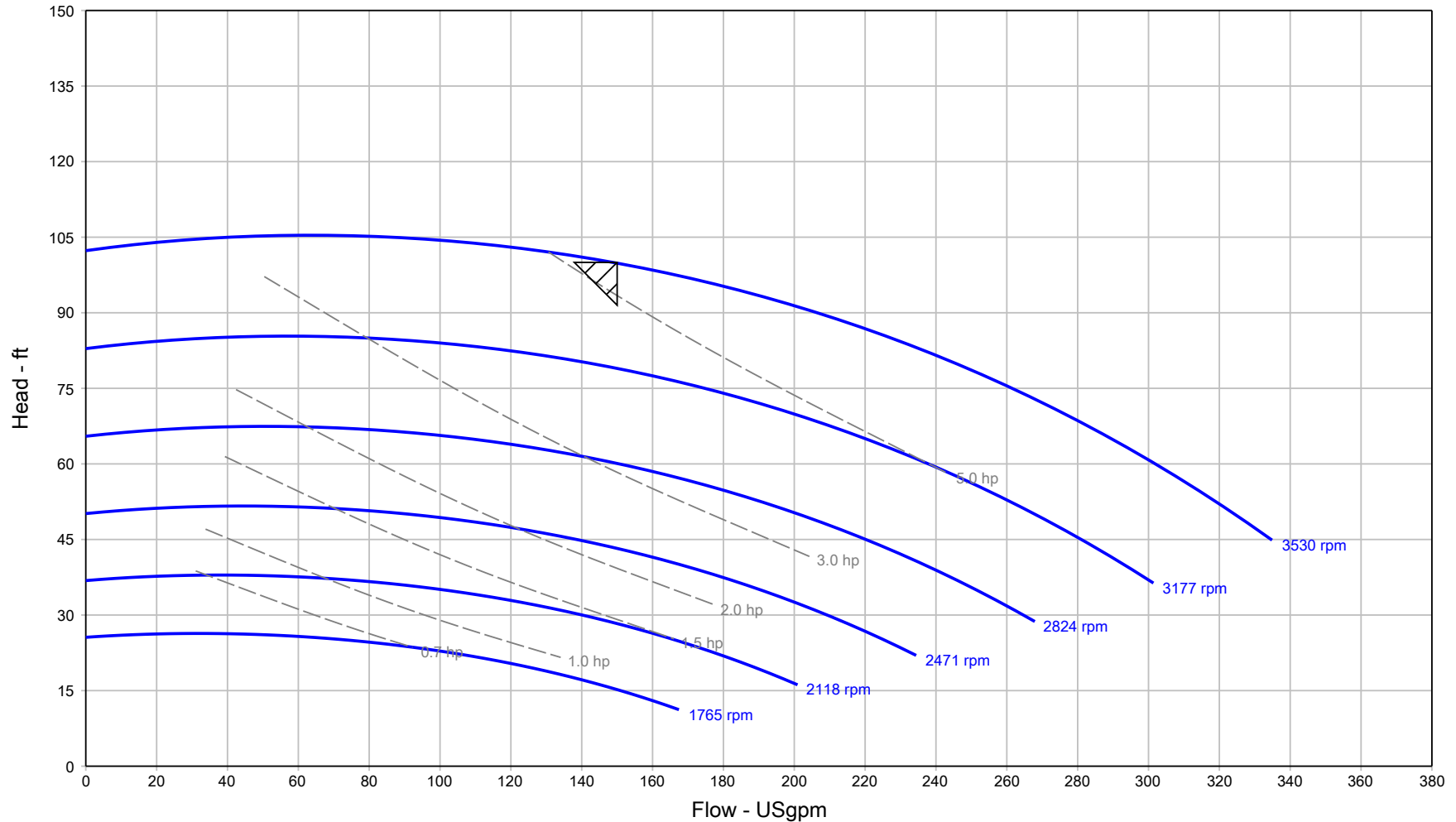


**Pump Performance Curve**



Project name	: 1119494	Tag Number	: 004	Flow, rated	: 150.0 USgpm
Consulting engineer	:	Service	:	Differential head / pressure, rated	: 100.0 ft
Customer	:	Model	: 20709 LC	Rated power (based on duty point)	: 5.39 hp
Customer ref. / PO	:	Quantity	: 1	Max power (non-overloading)	: 6.99 hp
Project Number / ID	: 1119494	Quoted By (Sales Office)	: PFC EQUIPMENT INC	Efficiency	: 70.19 %
Date last saved	: 02/19/2020 4:06 PM	Quoted By (Sales Engineer)	: Corey Nath	Impeller diameter, rated	: 5.09 in
Based on curve number	: RC9912-1-SS Rev 0	Stages	: 1	PEI (CL)	: 0.88
		Speed, rated	: 3530 rpm	ER (CL)	: 12

**Multi-Speed Performance Curve**



Project name	: 1119494	Tag Number	: 004	Speed, rated	: 3530 rpm
Consulting engineer	:	Service	:	Flow, rated	: 150.0 USgpm
Customer	:	Model	: 20709 LC	Differential head / pressure, rated	: 100.0 ft
Customer ref. / PO	:	Quantity	: 1	Fluid density, rated / max	: 1.000 / 1.000 SG
Project Number / ID	: 1119494	Quoted By (Sales Office)	: PFC EQUIPMENT INC	Viscosity	: 1.00 cP
Date last saved	: 02/19/2020 4:06 PM	Quoted By (Sales Engineer)	: Corey Nath	Cq/Ch/Ce/Cn [ANSI/HI 9.6.7-2010]	: 1.00 / 1.00 / 1.00 / 1.00
		Stages	: 1	Based on curve number	: RC9912-1-SS Rev 0

**Construction Datasheet**

Project name	: 1119494	Tag Number	: 004
Consulting engineer	:	Service	:
Customer	: PFC EQUIPMENT INC	Model	: 20709 LC
Customer ref. / PO	:	Quantity	: 1
Quote Number / ID	: 1119494	Quoted By (Sales Office)	: PFC EQUIPMENT INC
Date last saved	: 02/19/2020 4:06 PM	Quoted By (Sales Engineer)	: Corey Nath

Construction				Motor Information	
Nozzle	Size (in.)	Nozzle Configuration	Pos'n	Manufacturer	: Baldor
Suction	2.5	NPS	End	Frame Size	: 213JM
Discharge	2	NPS	Top	Power	: 7.50 hp

Orientation / Configuration	: Horizontal	RPM	: 3600 rpm
Rotation	: Clockwise	Enclosure	: TEFC
Wear Ring Configuration	: Single - Case	Operating Power Supply	: 230/460/3/60
Discharge Elbow Size	: -	Efficiency	: Premium
Subplate	: -	Service factor	: 1.15
Sump Depth (feet)	: -	Motor Application	: General Purpose
Bearing Frame	: -	Motor Options/Accessories	: -
Bearing Frame Foot	: -	Cord Length (feet)	: -
Bearing Type (Radial/Thrust)	: In motor		
Bearing Lubrication	: -		
Thrust Bearing	: -		
Intermediate Bearing	: -		
Lower Bearing	: -		
Bearing Housing Accessories	: -		
PACO Construction code	: 10-20709-130008-2741P		

**Materials**

Case	: Cast Iron, ASTM A48 - Class 30
Motor Bracket	: Cast Iron, ASTM-A48, CL 30
Impeller	: Stainless Steel, AISI-304 (H304)
Impeller Cap Screw and Washer	: Stainless Steel, AISI-303
Impeller Key	: Stainless Steel, AISI 316
Case wear ring	: Tin Bronze, ASTM B584-90500 (B18)
Impeller wear ring	: -
Pump Shaft	: Steel, AISI-1040
Sleeve	: Bronze, III932, C89835
Line Shaft	: -
Column	: -
Discharge Pipe	: -
Discharge Elbow	: -
Suction Elbow	: -
Subplate	: -
Hardware	: Steel, Grade 5
O Rings	: Buna N
Pump Coatings	: Standard Manufacturer's Paint

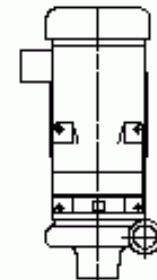
Baseplate, Coupling and Guard	
Baseplate	: Not Applicable
Drip Pan	: -
Coupling	: -
Guard	: Not Applicable

Seal & Packing Construction	
Sealing Method	: Single Seal, Type 21S
Seal Material	: Buna Carbon Ceramic SS-Spring and Hardware
Packing Gland	: -
Lantern Ring	: -
Recirculation Lines	: None

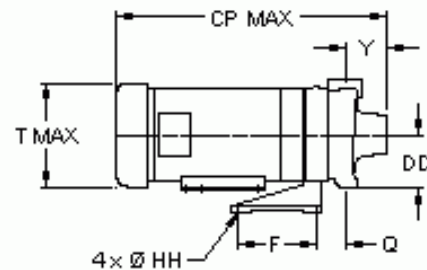
Weights (Approx.)	
Pump	: 45.00 lb
Baseplate	: -
Driver	: 132.0 lb
Estimated Shipping gross weight	: 177.0 lb

## General Arrangement

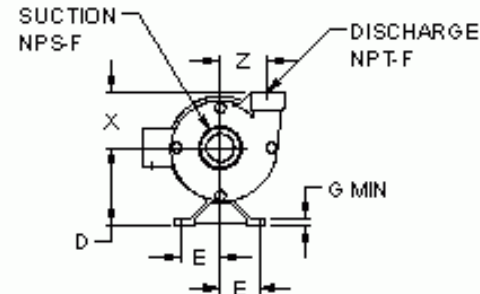
Project name	: 1119494	Tag Number	: 004
Consulting engineer	:	Service	:
Customer	: PFC EQUIPMENT INC	Model	: 20709 LC
Customer ref. / PO	:	Quantity of pumps	: 1
Quote Number / ID	: 1119494	Quoted By (Sales Office)	: PFC EQUIPMENT INC
Date last saved	: 02/19/2020 4:06 PM	Quoted By (Sales Engineer)	: Corey Nath



PLAN



SIDE VIEW



END VIEW

NOT FOR CONSTRUCTION, Unless certified and referenced on order

Units	Frame	Suct(in)	Disch(in)	CP	D	DD	E	F	G	HH	Q	T	X	Y	Z	Weight ea
inches	213JM	2.5	2	25.00	7.50	5.13	3.75	7.50	0.63	0.44	2.88	9.56	5.38	3.94	4.50	177.0

Conditions of Service			Motor Data			
Flow: 150.0 USgpm	Fluid: Cold Water	HP: 7.5	Encl: TEFC	Phase: 3	Efficiency: Premium	
TDH: 100.0 ft	Temp.: 68.00 deg F	RPM: 3530 rpm	Hz: 60	Voltage: 230/460	S.F.: 1.15	