

PROJECT: _____	UNIT TAG: _____	QUANTITY: _____
REPRESENTATIVE: _____	TYPE OF SERVICE: _____	DATE: _____
ENGINEER: _____	SUBMITTED BY: _____	DATE: _____
CONTRACTOR: _____	APPROVED BY: _____	DATE: _____
	ORDER NO.: _____	DATE: _____

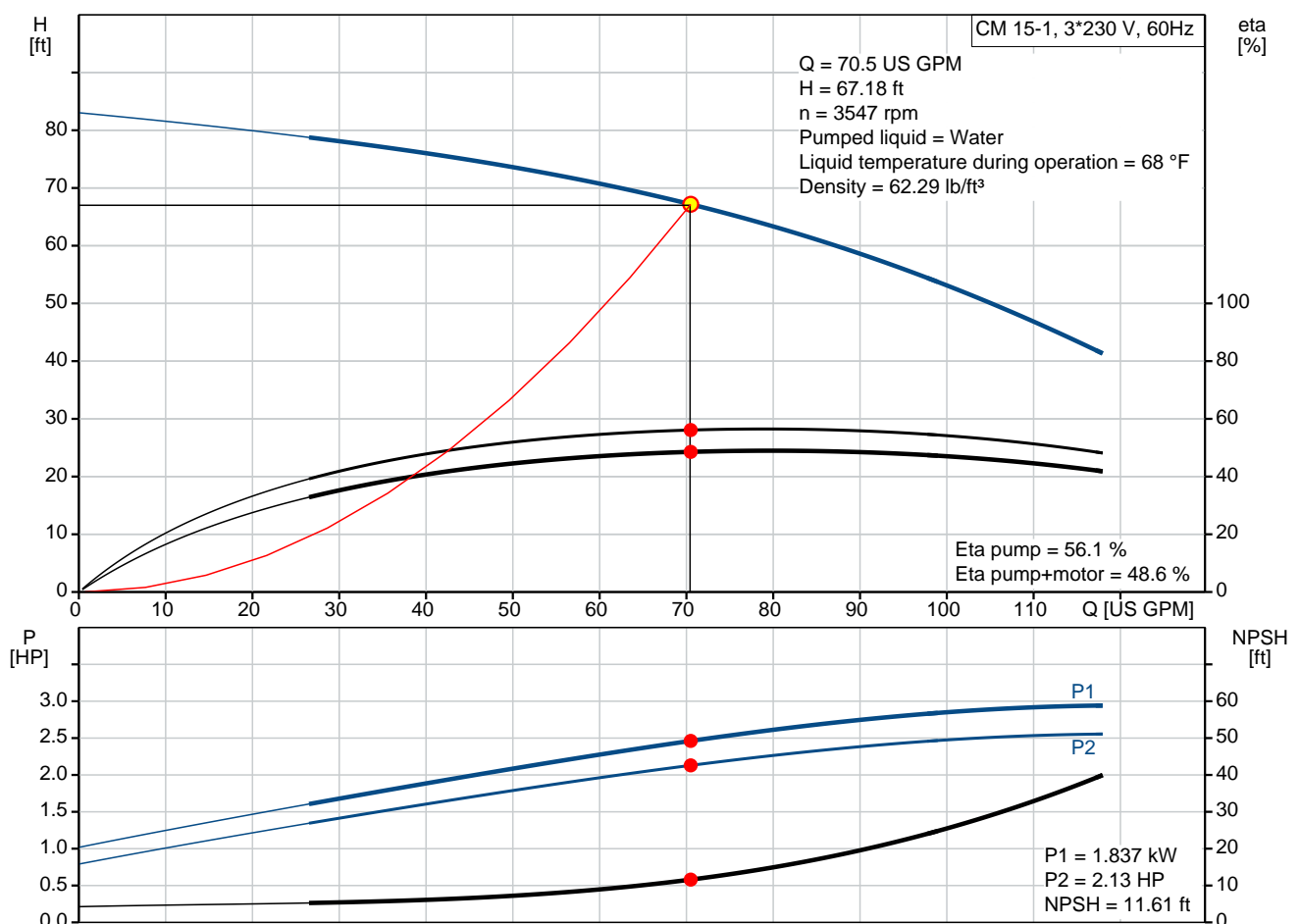
CM 15-1 A-S-I-V-AQQV E-A-A-N

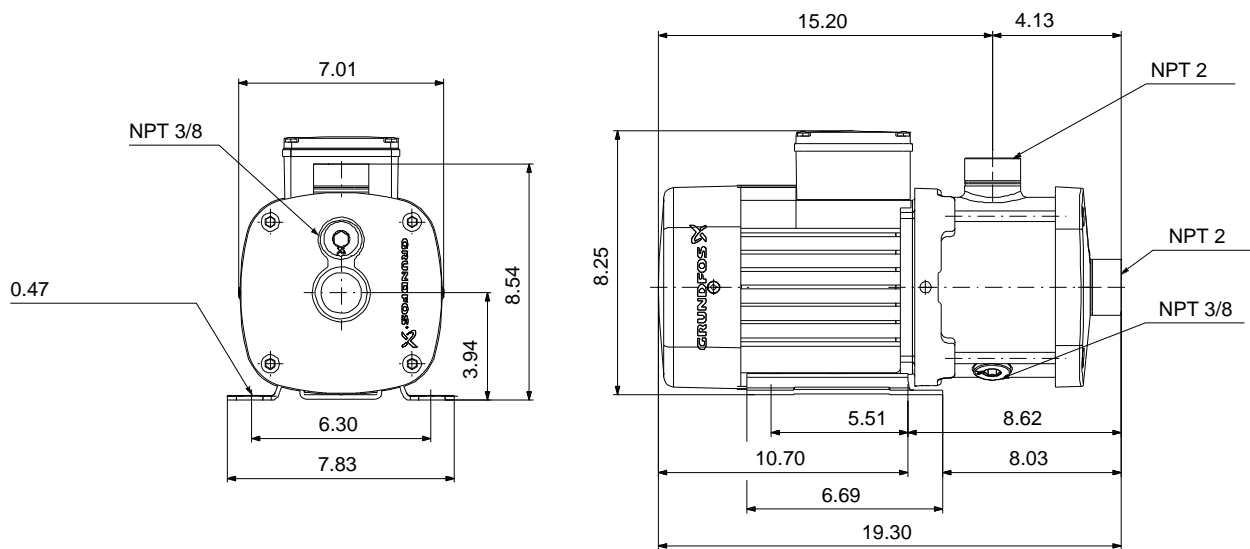


CM are reliable, quiet and compact horizontal end-suction pumps. The modular pump design makes it easy to make customised solutions. The CM pumps are available in cast iron and stainless steel

Note! Product picture may differ from actual product

Conditions of Service		Pump Data		Motor Data	
Flow:	70.5 US GPM	Max pressure at stated temp:	232 psi / 194 °F	Mains frequency:	60 Hz
Head:	67.18 ft	Liquid temperature range:	-4 .. 248 °F	Enclosure class:	IP55
Efficiency:	48.6 %	Maximum ambient temperature:	131 °F		
Liquid:	Water	Shaft seal:	AQQV		
Temperature:	68 °F	Product number:	96946030		
NPSH required:	11.61 ft				
Viscosity:	_____				
Specific Gravity:	1.000				






Materials:

Pump housing: Stainless steel
AISI 304

Impeller: Stainless steel
AISI 304
EN 1.4301

Material code: I

Code for rubber: V

Qty.	Description
1	<p>CM 15-1 A-S-I-V-AQQV E-A-A-N</p>  <p>Note! Product picture may differ from actual product</p> <p>Product No.: 96946030</p> <p>Compact, reliable, horizontal, multistage, end-suction centrifugal pump with axial suction port and radial discharge port. Pump materials in contact with the liquid are in stainless steel. The mechanical shaft seal is a special designed, unbalanced O-ring seal. Pipework connection is via internal NPT pipe threads.</p> <p>The pump is fitted with a 3-phase, foot-mounted, fan-cooled asynchronous motor.</p> <p>Controls: Frequency converter: NONE</p> <p>Liquid: Pumped liquid: Water Liquid temperature range: -4 .. 248 °F Selected liquid temperature: 68 °F Density: 62.29 lb/ft³</p> <p>Technical: Pump speed on which pump data are based: 3480 rpm Actual calculated flow: 70.5 US GPM Rated flow: 89.8 US GPM Resulting head of the pump: 67.18 ft Rated head: 56.04 ft Code for shaft seal: AQQV Curve tolerance: ISO9906:2012 3B</p> <p>Materials: Pump housing: Stainless steel EN 1.4301 AISI 304 Impeller: Stainless steel EN 1.4301 AISI 304</p> <p>Installation: Range of ambient temperature: -4 .. 131 °F Maximum operating pressure: 232.06 psi Max pressure at stated temp: 232 psi / 194 °F 145 psi / 250 °F Type of connection: NPT(F) Size of inlet connection: 2 inch Size of outlet connection: 2 inch Outlet position: 12</p> <p>Electrical data: Motor standard: NEMA Frame size: 90B</p>



Company name:

Created by:

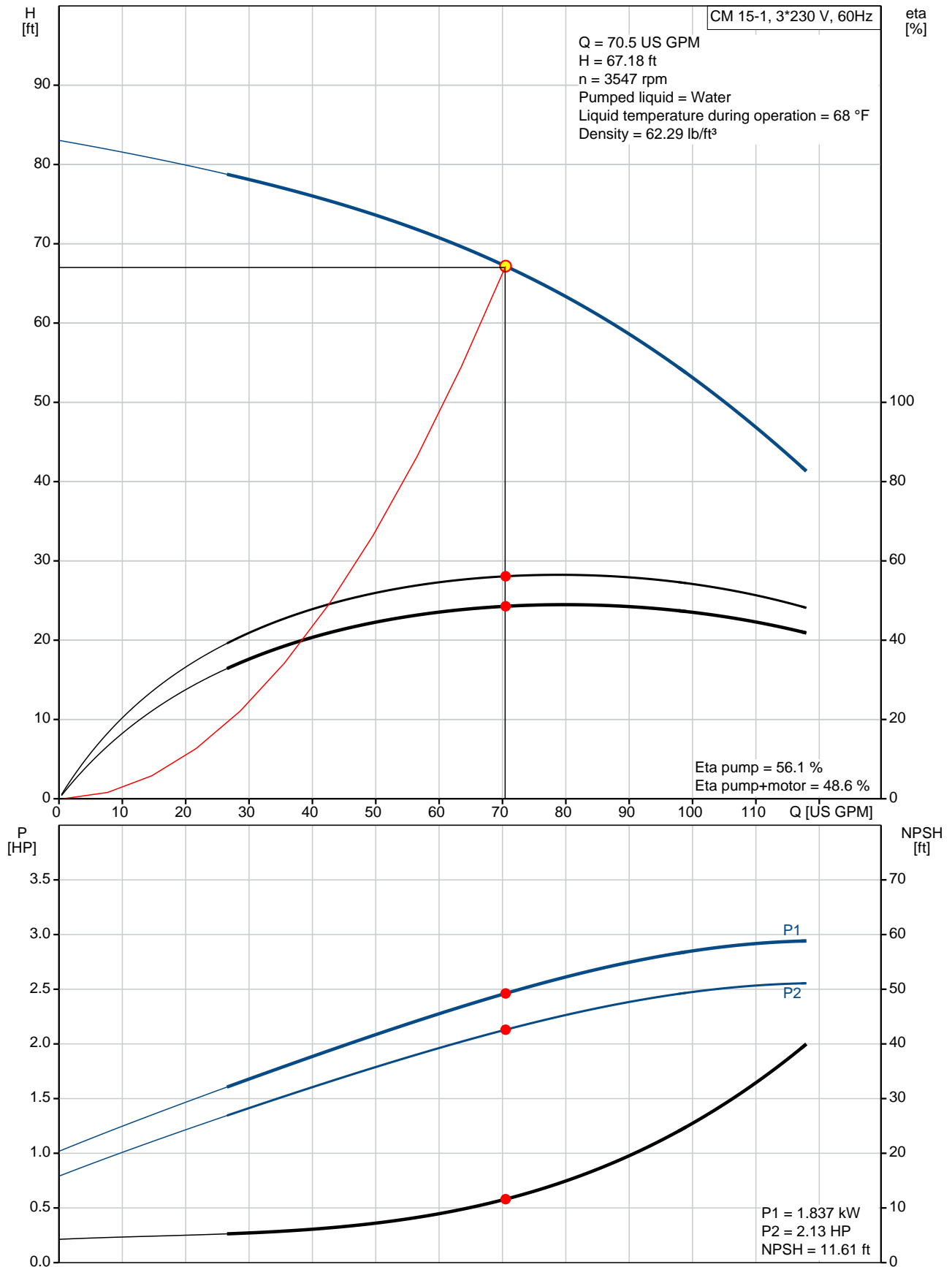
Phone:

Date:

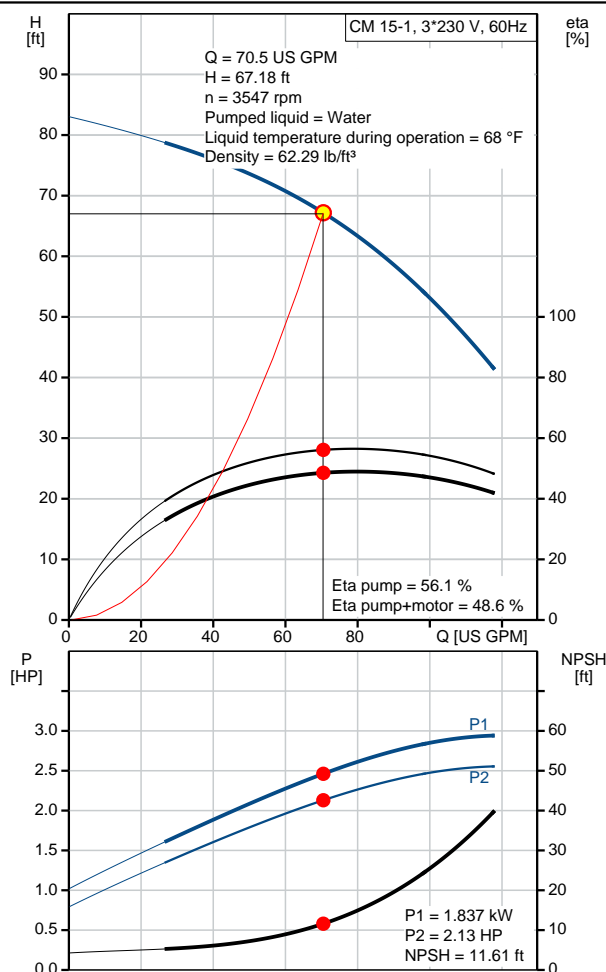
30/03/2020

Qty.	Description
	<div>IE efficiency class: IE2 - IE3</div> <div>Rated power - P2: 3.35 HP</div> <div>Mains frequency: 60 Hz</div> <div>Suitable for 50/60 Hz: N</div> <div>Phases: 3</div> <div>Rated voltage: 208-230YY/440-480Y V</div> <div>Service factor: 1.00</div> <div>Rated current: 8,95-8,5/4,3-4 A</div> <div>Rated speed: 3490-3520 rpm</div> <div>Enclosure class (IEC 34-5): IP55</div> <div>Insulation class (IEC 85): F</div> <div>Built-in motor protection: NONE</div> <div>Others:</div> <div>Terminal box position: 12</div> <div>Minimum efficiency index, MEI $\eta_{\%}$: 0.59</div> <div>Net weight: 70.1 lb</div> <div>Gross weight: 75.6 lb</div> <div>Approvals: CE,CULUS,WRAS,ACS,TR,EAC</div> <div>Country of origin: US</div> <div>Custom tariff no.: 8413.70.2040</div>

96946030 CM 15-1 A-S-I-V-AQQV E-A-A-N 60 Hz



Description	Value
General information:	
Product name:	CM 15-1 A-S-I-V-AQQV E-A-A-N
Product No:	96946030
EAN number:	5700314390143 5700314390143
Technical:	
Pump speed on which pump data are based:	3480 rpm
Actual calculated flow:	70.5 US GPM
Rated flow:	89.8 US GPM
Resulting head of the pump:	67.18 ft
Rated head:	56.04 ft
Impellers:	1
Code for shaft seal:	AQQV
Curve tolerance:	ISO9906:2012 3B
Pump version:	A
Model:	A
Materials:	
Pump housing:	Stainless steel EN 1.4301 AISI 304
Impeller:	Stainless steel EN 1.4301 AISI 304
Material code:	I
Code for rubber:	V
Installation:	
Range of ambient temperature:	-4 .. 131 °F
Maximum operating pressure:	232.06 psi
Max pressure at stated temp:	232 psi / 194 °F 145 psi / 250 °F
Type of connection:	NPT(F)
Size of inlet connection:	2 inch
Size of outlet connection:	2 inch
Outlet position:	12
Connect code:	S
Liquid:	
Pumped liquid:	Water
Liquid temperature range:	-4 .. 248 °F
Selected liquid temperature:	68 °F
Density:	62.29 lb/ft³
Electrical data:	
Motor standard:	NEMA
Frame size:	90B
IE efficiency class:	IE2 - IE3
Rated power - P2:	3.35 HP
Mains frequency:	60 Hz
Suitable for 50/60 Hz:	N
Phases:	3
Rated voltage:	208-230YY/440-480Y V
Service factor:	1.00
Rated current:	8,95-8,5/4,3-4 A
Rated speed:	3490-3520 rpm
Enclosure class (IEC 34-5):	IP55
Insulation class (IEC 85):	F
Built-in motor protection:	NONE
Controls:	
Frequency converter:	NONE





Company name:

Created by:

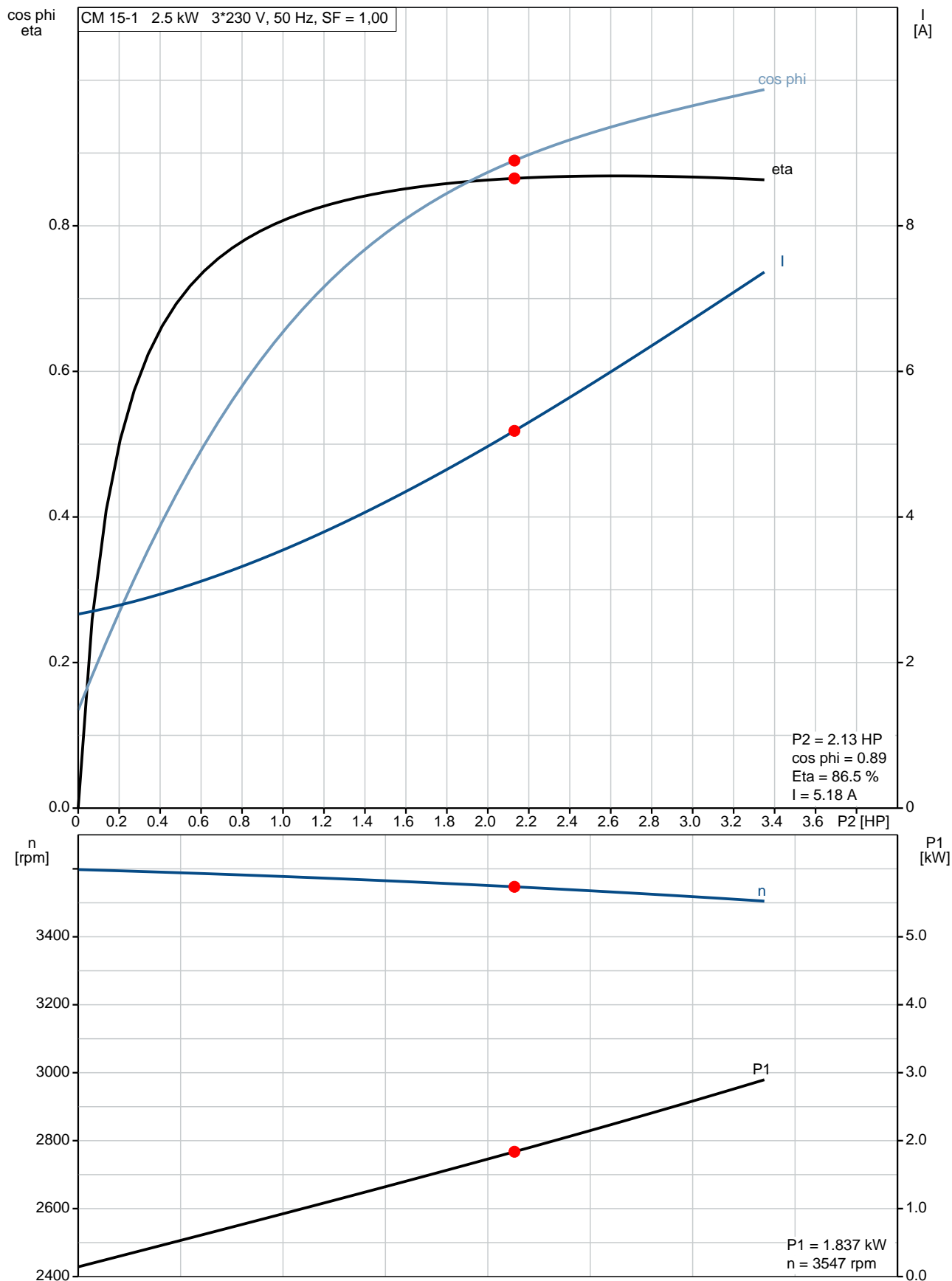
Phone:

Date:

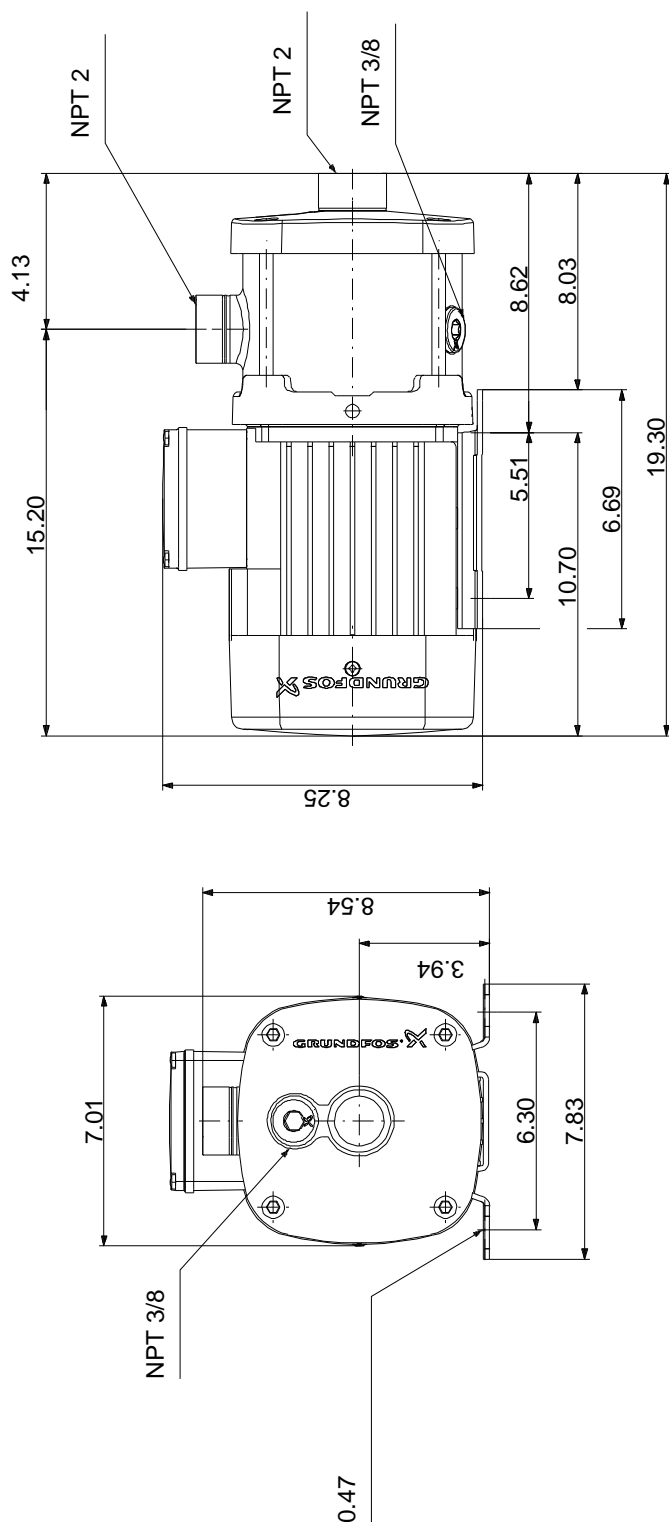
30/03/2020

Description	Value
Others:	
Terminal box position:	12
Minimum efficiency index, MEI %:	0.59
Net weight:	70.1 lb
Gross weight:	75.6 lb
Approvals:	CE,CULUS,WRAS,ACS,TR ,EAC
Country of origin:	US
Custom tariff no.:	8413.70.2040

96946030 CM 15-1 A-S-I-V-AQQV E-A-A-N 60 Hz



96946030 CM 15-1 A-S-I-V-AQQV E-A-A-N 60 Hz



Note! All units are in [in] unless others are stated.
Disclaimer: This simplified dimensional drawing does not show all details.

96946030 CM 15-1 A-S-I-V-AQQV E-A-A-N 60 Hz



WARNING

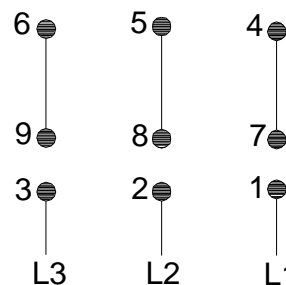
MOTOR MUST BE GROUNDED IN ACCORDANCE WITH THE NATIONAL ELECTRICAL CODE AND LOCAL CODES BY TRAINED PERSONNEL TO PREVENT SERIOUS ELECTRICAL SHOCKS.

TO SERVICE MOTOR, DISCONNECT POWER SOURCE FROM MOTOR AND ANY ACCESSORY DEVICES AND ALLOW MOTOR TO COME TO A COMPLETE STAND STILL.

LOW VOLTAGE 60Hz. 208-230V



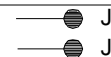
HIGH VOLTAGE 60Hz: 460V 50Hz: 400V



96553852

INTERCHANGE ANY TWO LINE
WIRES TO REVERSE ROTATION

THERMOSTAT LEADS
(WHEN PROVIDED)



Note! All units are in [in] unless others are stated.