

PROJECT: _____	UNIT TAG: _____	QUANTITY: _____
REPRESENTATIVE: _____	TYPE OF SERVICE: _____	DATE: _____
ENGINEER: _____	SUBMITTED BY: _____	DATE: _____
CONTRACTOR: _____	APPROVED BY: _____	DATE: _____
	ORDER NO.: _____	DATE: _____

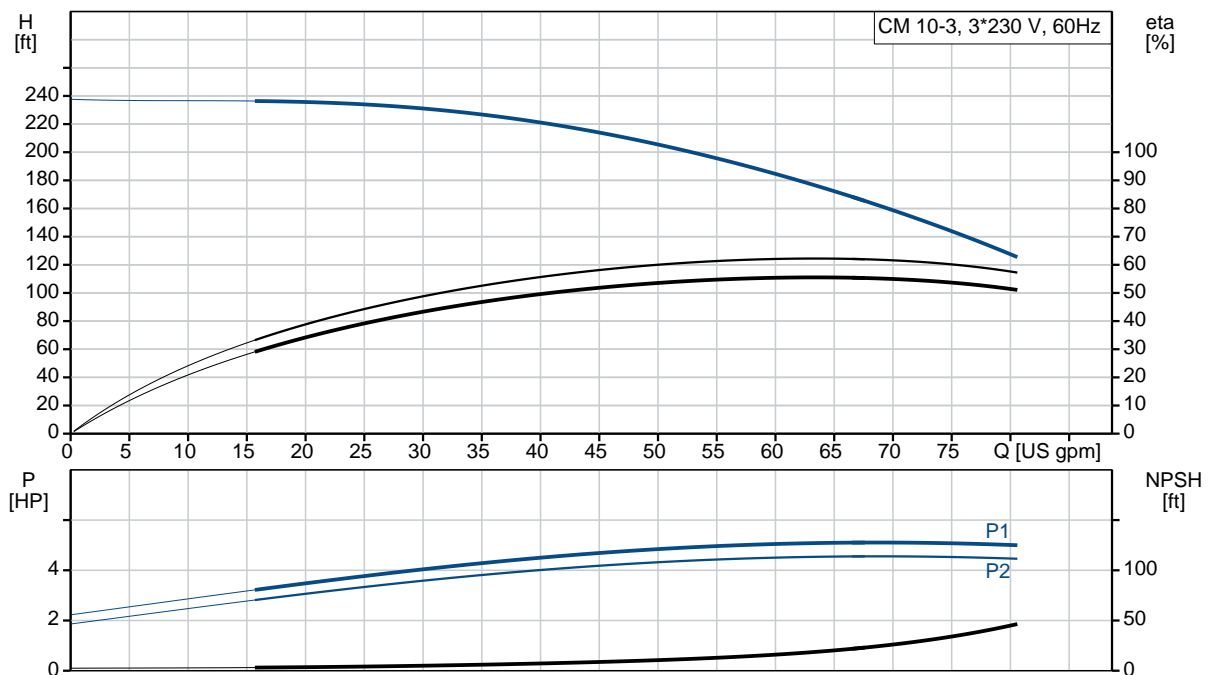
CM 10-3 A-S-A-E-AQQE E-A-A-N

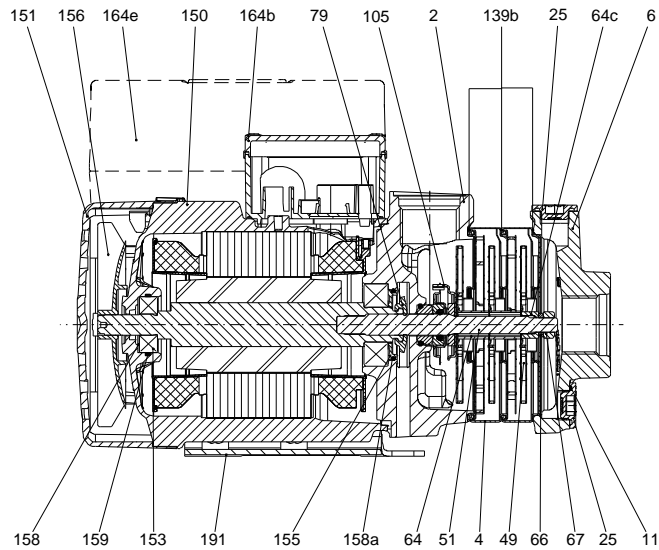
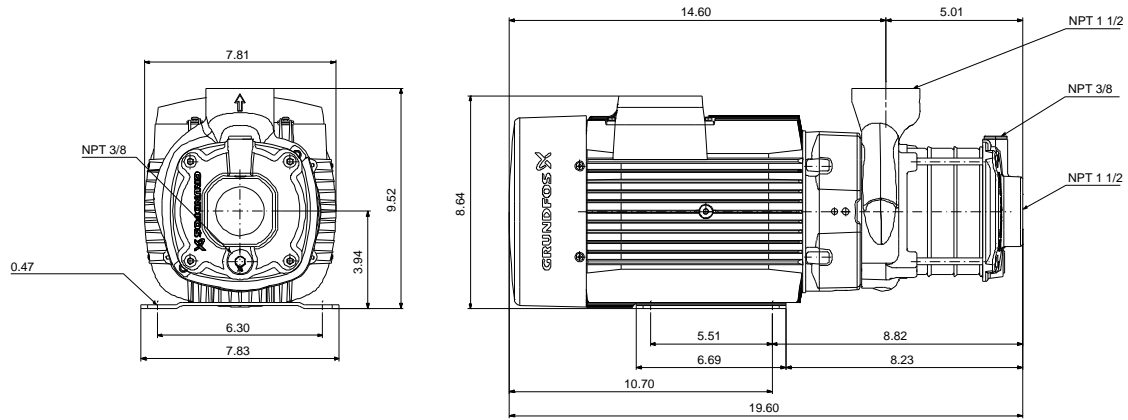


CM are reliable, quiet and compact horizontal end-suction pumps. The modular pump design makes it easy to make customised solutions. The CM pumps are available in cast iron and stainless steel

Product photo could vary from the actual product

Conditions of Service	Pump Data	Motor Data
Flow: _____	Max pressure at stated temperature: 145 psi / 194 °F	Main frequency: 60 Hz
Head: _____	Liquid temperature range: -4 .. 194 °F	Enclosure class: IP55
Efficiency: _____	Maximum ambient temperature: 131 °F	
Liquid: Water	Shaft seal: AQQE	
Temperature: 68 °F	Product number: 97524349	
NPSH required: ft		
Viscosity: _____		
Specific Gravity: 1.000		








165x100

Materials:

Pump housing: Cast iron
ASTM A48-25A
Impeller: Stainless steel
AISI 304
EN 1.4301
Material code: A
Code for rubber: E

Count	Description
1	<p>CM 10-3 A-S-A-E-AQQE E-A-A-N</p>  <p>Product photo could vary from the actual product</p> <p>Product No.: 97524349</p> <p>Compact, reliable, horizontal, multistage, end-suction centrifugal pump with axial suction port and radial discharge port. The shaft, impellers and chambers are made of stainless steel. The inlet and discharge parts are made of cast iron. The mechanical shaft seal is a special designed, unbalanced O-ring seal. Pipework connection is via internal NPT pipe threads.</p> <p>The pump is fitted with a 3-phase, foot-mounted, fan-cooled asynchronous motor.</p> <p>Further product details</p> <p>Pump and motor are integrated in a compact and user-friendly design. The pump is fitted to a low base plate, making it ideal for installation in systems where compactness is important.</p> <p>The state-of-the-art design and materials of the shaft seal ensure high wear resistance, improved sticking and dry-running capabilities and long operating life.</p> <p>Servicing the pump requires no special service tools. Service parts are in stock for quick delivery and are available as kits, single parts or bulk. Service videos are available on www.youtube.com.</p> <p>Pump</p> <p>A combination of a stop ring and a Nord-lock® washer secures a tight and reliable fixation of the impeller spacing pipes to the splined pump shaft. It is possible to remove and fit the hydraulic parts from the pump side. The inlet part, chambers and discharge part are held together by four staybolts.</p> <p>The pump is fitted with an unbalanced O-ring seal with a rigid torque-transmission system. It has a fixed seal driver ensuring a reliable rotation of all parts. The dynamic secondary seal is an O-ring.</p> <p>Primary seal:</p> <ul style="list-style-type: none"> Rotating seal ring material: silicon carbide (SiC) Stationary seat material: silicon carbide (SiC) <p>This material pairing is used where higher corrosion resistance is required. The high hardness of this material pairing offers good resistance against abrasive particles.</p> <p>Secondary seal material: EPDM (ethylene-propylene rubber)</p> <p>EPDM has excellent resistance to hot water. EPDM is not suitable for mineral oils.</p>  <p>The pump shaft is connected to the motor shaft through a left thread and tight fit. The shaft cannot be dismantled.</p>

Count	Description
	<p>Motor</p> <p>The motor is a totally enclosed, fan-cooled motor with principal dimensions to EN 50347. Electrical tolerances comply with EN 60034.</p> <p>The motor efficiency is classified as premium efficiency in accordance with EISA2007.</p> <p>An installation indicator is fitted to the motor fan cover. Based on the motor cooling air, it indicates the direction of rotation of the motor. The motor is fitted with a directional sticker.</p>  <p>The motor can be connected to a variable speed drive for adjustment of pump performance to any duty point. Grundfos CUE offers a range of variable speed drives. Please find more information in Grundfos Product Center.</p> <p>Technical data</p> <p>Controls:</p> <p>Frequency converter: NONE</p> <p>Liquid:</p> <p>Pumped liquid: Water</p> <p>Liquid temperature range: -4 .. 194 °F</p> <p>Selected liquid temperature: 68 °F</p> <p>Density: 62.29 lb/ft³</p> <p>Technical:</p> <p>Pump speed on which pump data are based: 3480 rpm</p> <p>Rated flow: 52.8 US gpm</p> <p>Rated head: 191.4 ft</p> <p>Code for shaft seal: AQQE</p> <p>Curve tolerance: ISO9906:2012 3B</p> <p>Materials:</p> <p>Pump housing: Cast iron EN-GJL-200 ASTM A48-25A</p> <p>Impeller: Stainless steel EN 1.4301 AISI 304</p> <p>Installation:</p> <p>Range of ambient temperature: -4 .. 131 °F</p> <p>Maximum operating pressure: 145.04 psi</p> <p>Max pressure at stated temperature: 145 psi / 194 °F 145 psi / 194 °F</p>



Company name:

Created by:

Phone:

Date:

3/27/2020

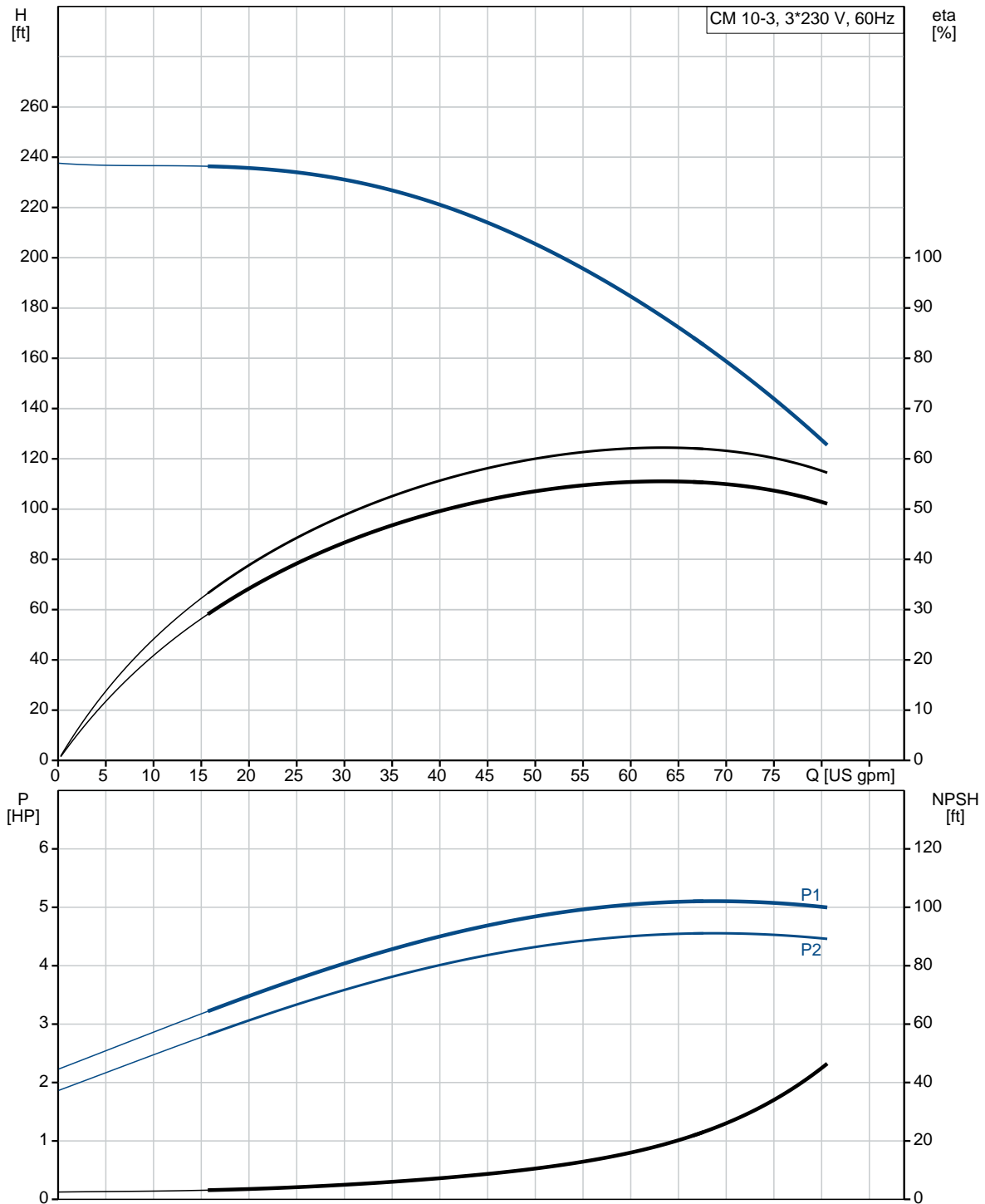
Count	Description
	Type of connection: NPT(F) Size of suction port: 1 1/2 inch Size of outlet port: 1 1/2 inch Outlet position: 12 Electrical data: Motor standard: NEMA Frame size: 100B IE efficiency class: IE3 / NEMA Premium Rated power - P2: 5.36 HP Main frequency: 60 Hz Suitable for 50/60 Hz: N Phase: 3 Rated voltage: 208-230YY/440-480Y V Service factor: 1.00 Rated current: 14,8-14,2/7,2-7,0 A Rated speed: 3520-3530 rpm Enclosure class (IEC 34-5): IP55 Insulation class (IEC 85): F Built-in motor protection: NONE Others: Terminal box position: 12 Minimum efficiency index, MEI $\eta_{\%}$: 0.7 Net weight: 90.5 lb Gross weight: 96 lb Approvals: CE,CULUS,WRAS,ACS,TR,EAC,CURUS Country of origin: US Custom tariff no.: 8413.70.2040




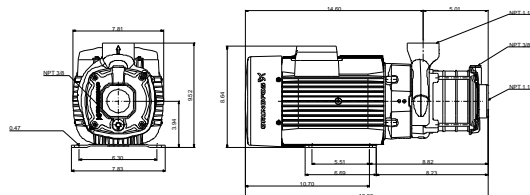
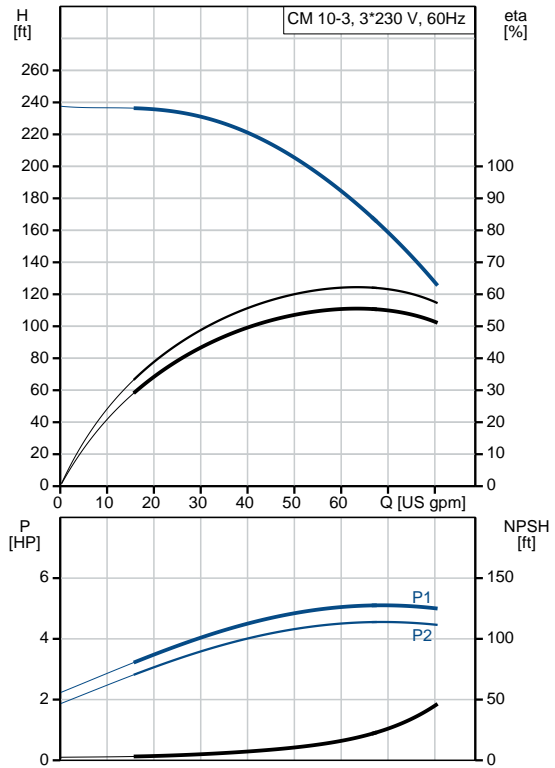
Company name:
Created by:
Phone:

Date: 3/27/2020

97524349 CM 10-3 A-S-A-E-AQQE E-A-A-N 60 Hz



Description	Value
General information:	
Product name:	CM 10-3 A-S-A-E-AQQE E-A-A-N
Product No.:	97524349
EAN:	5700317692008
	5700317692008
Technical:	
Pump speed on which pump data are based:	3480 rpm
Rated flow:	52.8 US gpm
Rated head:	191.4 ft
Impellers:	3
Code for shaft seal:	AQQE
Curve tolerance:	ISO9906:2012 3B
Pump version:	A
Model:	A
Materials:	
Pump housing:	Cast iron
	EN-GJL-200
	ASTM A48-25A
Impeller:	Stainless steel
	EN 1.4301
	AISI 304
Material code:	A
Code for rubber:	E
Installation:	
Range of ambient temperature:	-4 .. 131 °F
Maximum operating pressure:	145.04 psi
Max pressure at stated temperature:	145 psi / 194 °F
	145 psi / 194 °F
Type of connection:	NPT(F)
Size of suction port:	1 1/2 inch
Size of outlet port:	1 1/2 inch
Outlet position:	12
Connect code:	S
Liquid:	
Pumped liquid:	Water
Liquid temperature range:	-4 .. 194 °F
Selected liquid temperature:	68 °F
Density:	62.29 lb/ft³
Electrical data:	
Motor standard:	NEMA
Frame size:	100B
IE efficiency class:	IE3 / NEMA Premium
Rated power - P2:	5.36 HP
Main frequency:	60 Hz
Suitable for 50/60 Hz:	N





Company name:

Created by:

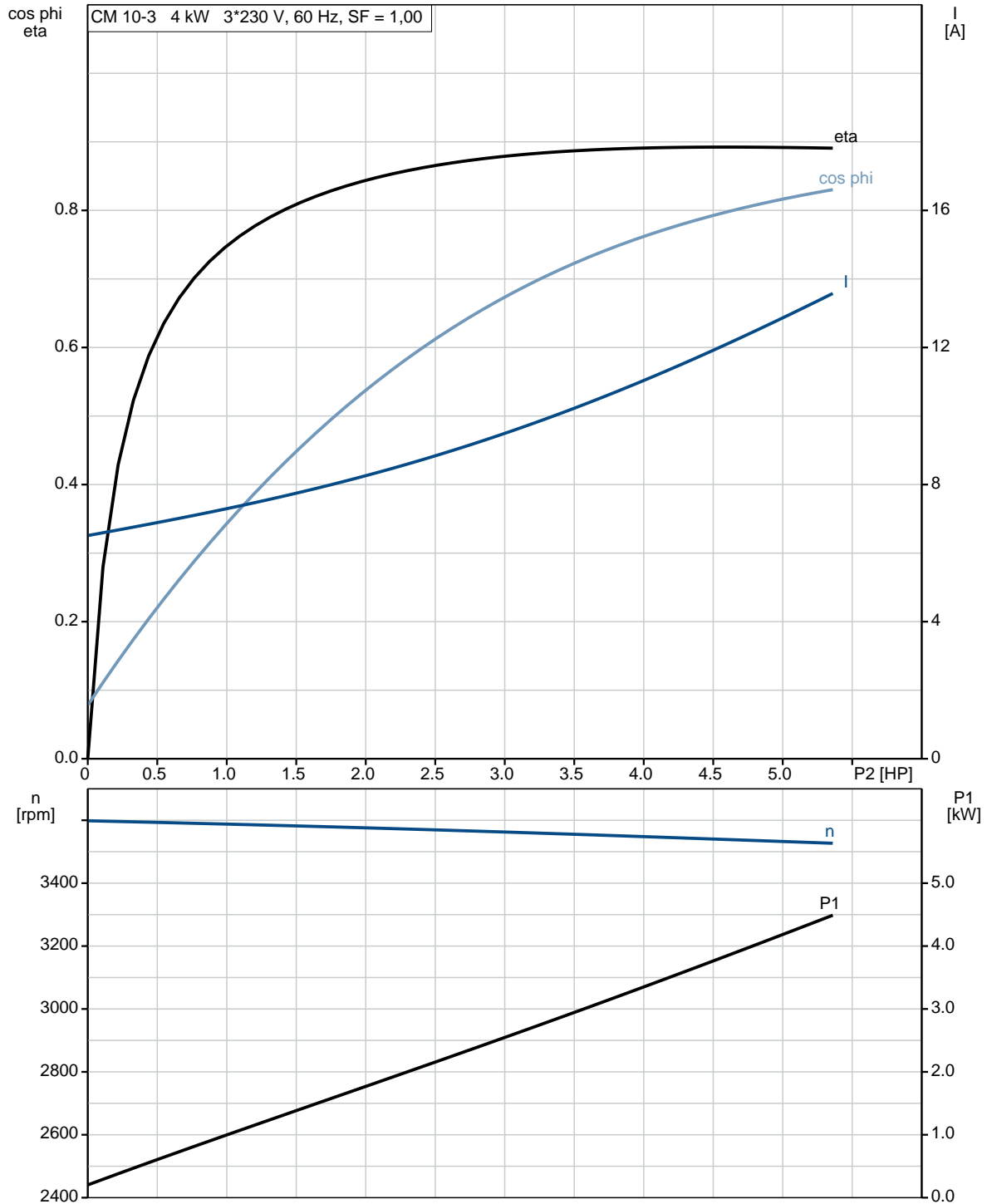
Phone:

Date:

3/27/2020

Description	Value
Phase:	3
Rated voltage:	208-230YY/440-480Y V
Service factor:	1.00
Rated current:	14,8-14,2/7,2-7,0 A
Rated speed:	3520-3530 rpm
Enclosure class (IEC 34-5):	IP55
Insulation class (IEC 85):	F
Built-in motor protection:	NONE
Controls:	
Frequency converter:	NONE
Others:	
Terminal box position:	12
Minimum efficiency index, MEI â‰¥%:	0.7
Net weight:	90.5 lb
Gross weight:	96 lb
Approvals:	CE,CULUS,WRAS,ACS,TR,E AC,CURUS
Country of origin:	US
Custom tariff no.:	8413.70.2040

97524349 CM 10-3 A-S-A-E-AQQE E-A-A-N 60 Hz

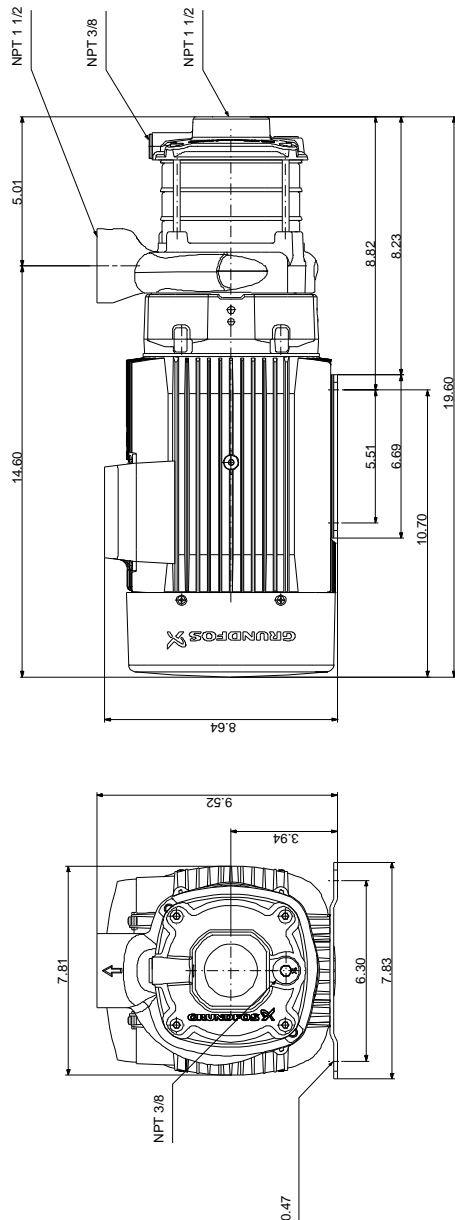




Company name:
Created by:
Phone:

Date: 3/27/2020

97524349 CM 10-3 A-S-A-E-AQQE E-A-A-N 60 Hz



Note! All units are in [in] unless otherwise stated.
Disclaimer: This simplified dimensional drawing does not show all details.



Company name:
Created by:
Phone:

Date: 3/27/2020

97524349 CM 10-3 A-S-A-E-AQQE E-A-A-N 60 Hz

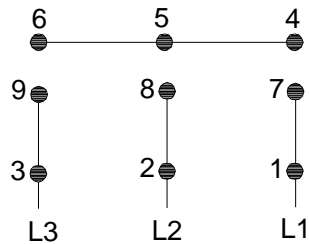


WARNING

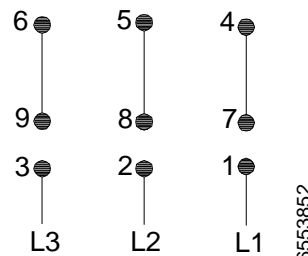
MOTOR MUST BE GROUNDED IN ACCORDANCE WITH THE NATIONAL ELECTRICAL CODE AND LOCAL CODES BY TRAINED PERSONNEL TO PREVENT SERIOUS ELECTRICAL SHOCKS.

TO SERVICE MOTOR, DISCONNECT POWER SOURCE FROM MOTOR AND ANY ACCESSORY DEVICES AND ALLOW MOTOR TO COME TO A COMPLETE STAND STILL.

LOW VOLTAGE 60Hz. 208-230V

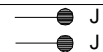


HIGH VOLTAGE 60Hz: 460V 50Hz: 400V



96553852

INTERCHANGE ANY TWO LINE
WIRES TO REVERSE ROTATION
THERMOSTAT LEADS
(WHEN PROVIDED)



All units are [in] unless otherwise presented.