

Customer	Date	16.03.2020
Contact	Project	
Phone number	Project no.	
Email		

22SV4FJ4F60

Operating data

Pump type	Multi-Stage Pumps	Fluid	Water
No. of pumps / Reserve	1 / 0	Operating temperature t A	°F 39.2
Nominal flow	US g.p.m. 100.2	pH-value at t A	7
Nominal head	ft 234	Density at t A	lb/ft ³ 62.4
Static head	ft 0	Kin. viscosity at t A	ft ² /s 1.689E-5
Inlet pressure	psi 0	Vapor pressure at t A	psi 14.5
Environmental temperature	°F 68	Solids	0
Available system NPSH	ft 0	Altitude	ft 0

Pump data

Make	Goulds Water Technology	Nominal	US g.p.m. 100.5 (100.5)
Speed	rpm 3500	Flow	Max- US g.p.m. 148.3
No. of stages	4		Min- US g.p.m.
Max. working pressure	psi 121.2	Nominal	ft 235.3
Head H(Q=0)	ft 280	Head	at Qmax ft 139.9
Weight	lb 197		at Qmin ft 279.5
Efficiency	% 71.67	Shaft power	hp 8.2 (8.2)
NPSH 3%	ft 9	Max. shaft power	hp 9.5

Shaft Seal

Single Seal	Xylem
Mechanical Seals	
1 - Rotating Face	Carbon
2 - Stationary Face	Silicon Carbide Graphite Filled
3 - Elastomers	Viton
4 - Spring	316SS
5 - Metal Components	316SS



Motor data

Manufacturer	Baldor	Electric voltage	208 V	Speed	3500 rpm	Insulation class	F
Specific design	3ph TPE			Frame size	215TC	Colour	RAL 5010
Type	208-230/460V 215TC (V12A32E5BE2S)			Degree of protection	TEPE		
Rated power	10 hp	Electric current	24.9 A				

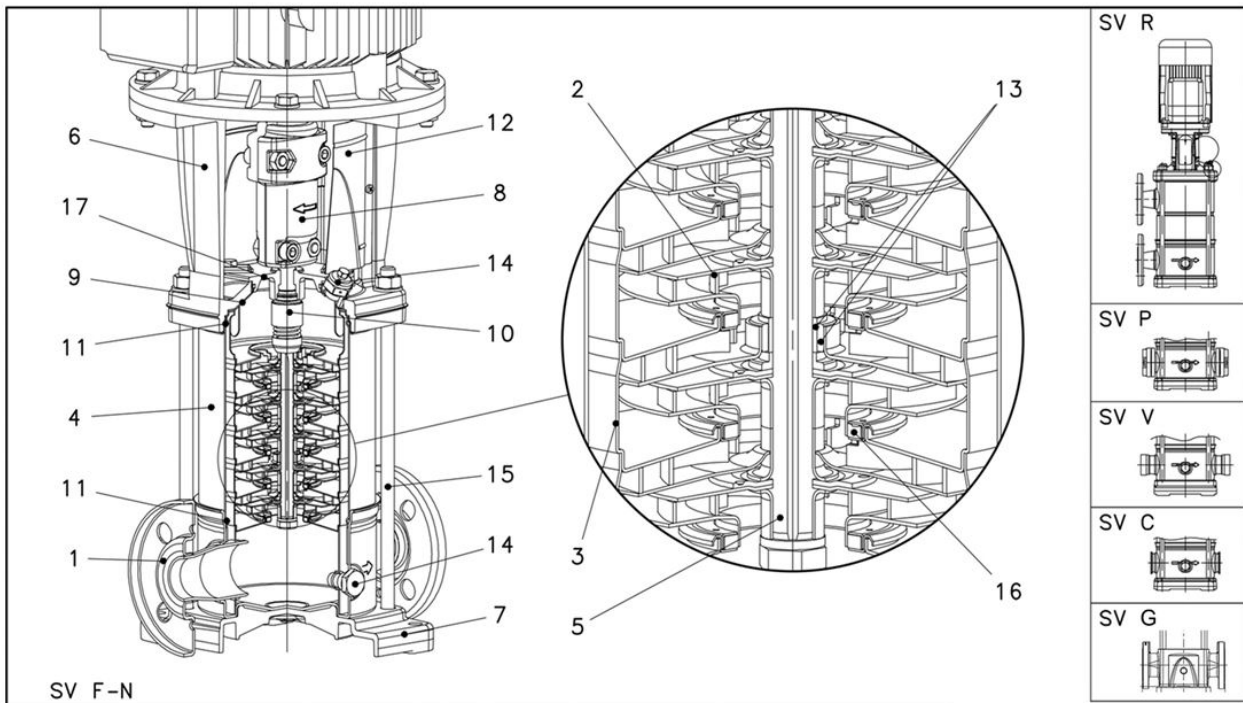
Remarks:

Customer	Date	16.03.2020
Contact	Project	
Phone number	Project no.	
Email		

22SV4FJ4F60

Pump Materials

1 - Pump Body	Stainless Steel (AISI 304)
2 - Impeller	Stainless Steel (AISI 304)
3 - Diffuser	Stainless Steel (AISI 304)
4 - Casing	Stainless Steel (AISI 316L)
5 - Shaft	Stainless Steel (AISI 316)
6 - Adapter	Cast Iron (ASTM Class 35/40B)
7 - Base	Aluminum (A384.0-F)
8 - Coupling	Aluminum (A384.0-F)
9 - Seal Plate	Stainless Steel (AISI 316L)
10 - Mechanical Seal	Refer Mechanical Seals
11 - Elastomers	Refer Mechanical Seals
12 - Coupling Guard	Stainless Steel (AISI 304)
13 - Shaft Sleeve and Bushing	Tungsten carbide
14 - Fill/Drain Plugs	Stainless Steel (AISI 316)
15 - Tie Rods	Carbon Steel / Zinc Plated (A29 Gr.1045)
16 - Wear Ring	PPS
17 - Seal Gland	Stainless Steel (AISI 316)



Remarks:

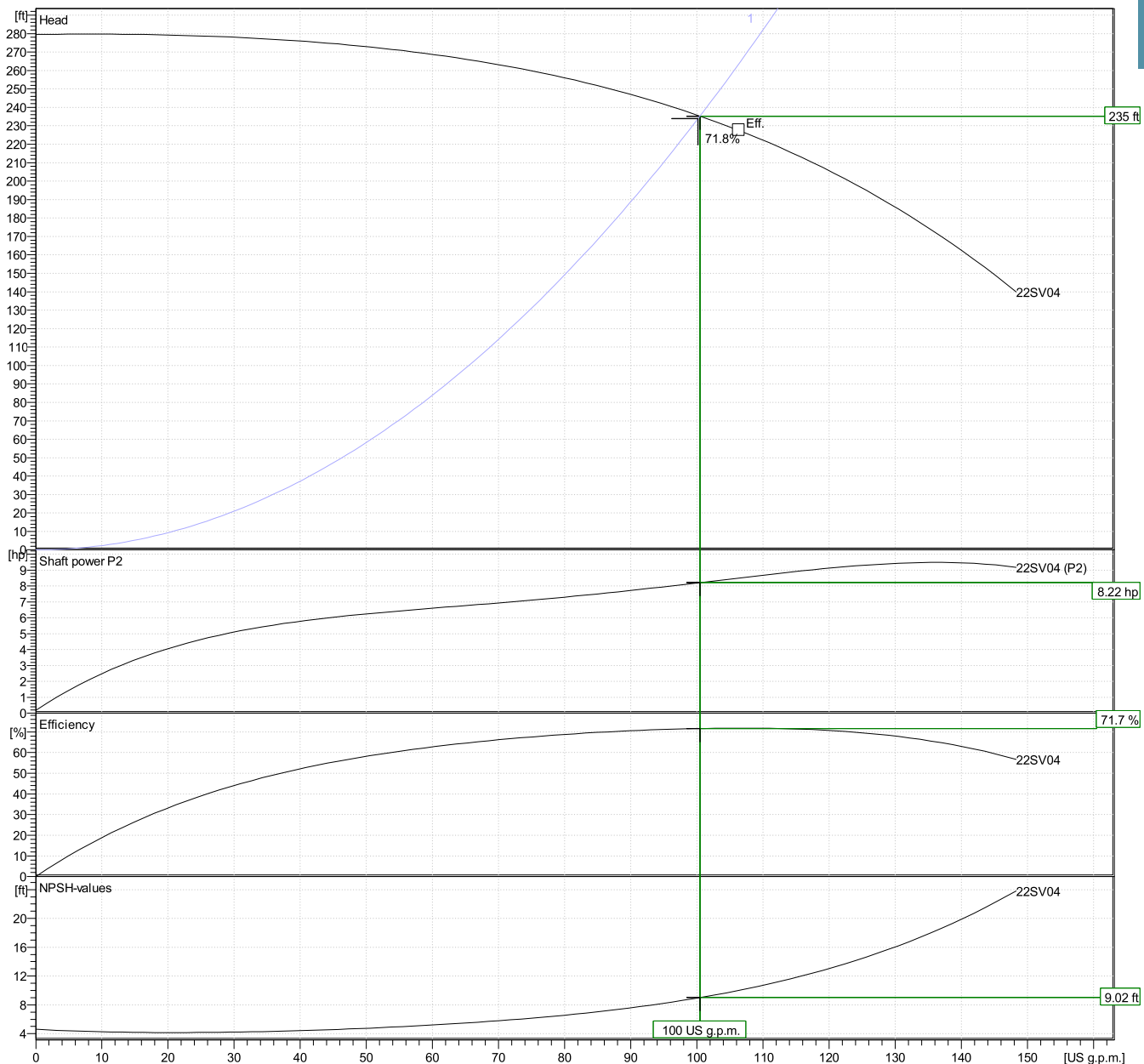
Customer	Date	16.03.2020
Contact	Project	
Phone number	Project no.	
Email		

22SV4FJ4F60

Hydraulic Data

Operating Data Specification		Hydraulic data (duty point)		Impeller design	
Flow	100.2 US g.p.m.	Flow	100 US g.p.m.	Impeller R	"
Head	234 ft	Head	235 ft	Frequency	60 Hz
Static head	0 ft			Speed	3500 rpm

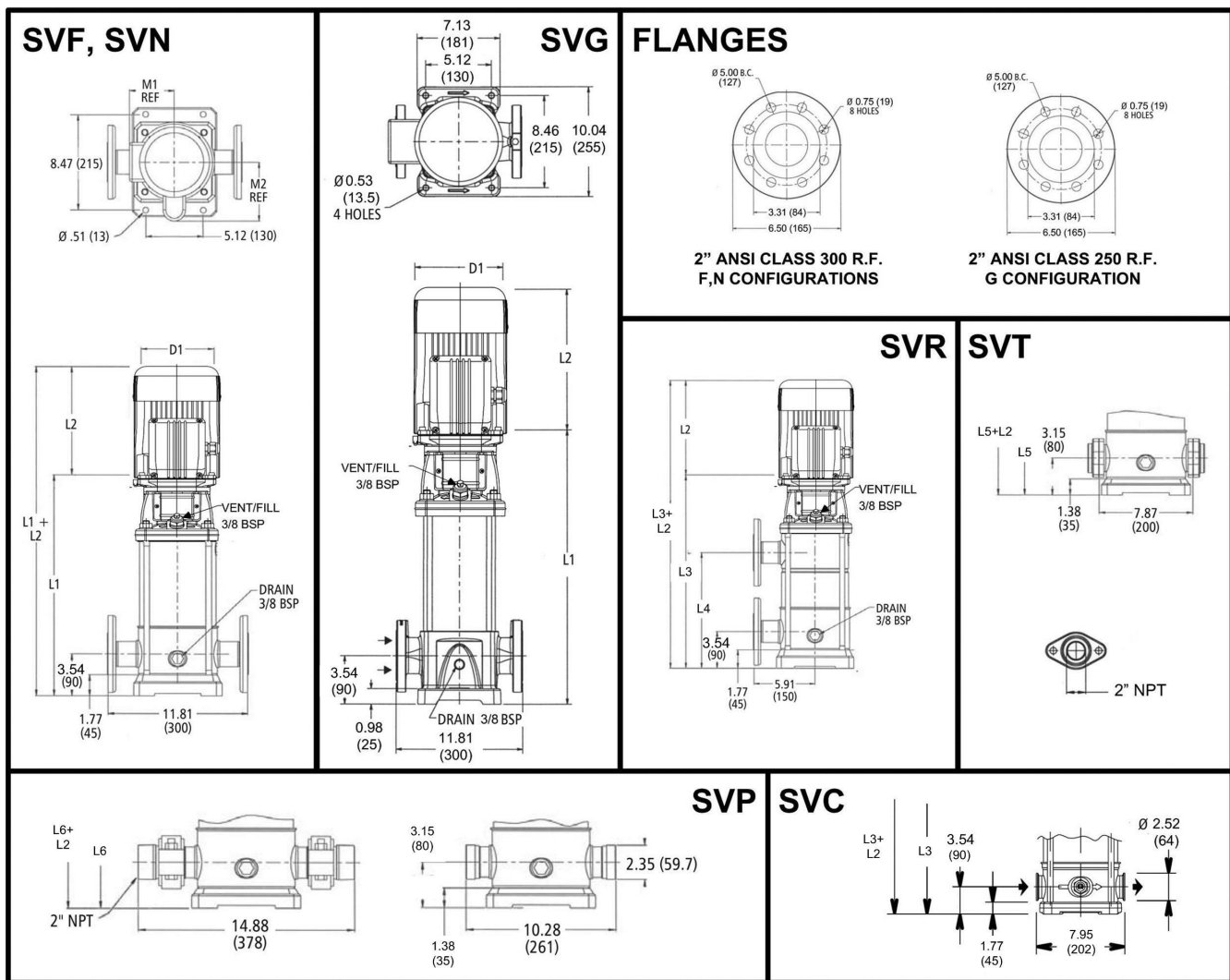
Power data referred to:
 Water [100%] ; 39.2°F; 62.4lb/ft³; 1.69E-5ft²/s
 Performance according to ISO 9906 - Annex A



Customer	Date	16.03.2020
Contact	Project	
Phone number	Project no.	
Email		

22SV4FJ4F60

Drawing



Dimensions inch

D1 max	10 ¹ / ₄	NEMA Frame	215TC			Weight	
D2	9 ⁷ / ₁₆					197	lb
L1	23 ⁷ / ₁₆						
L2	15 ¹ / ₄						
L3	23 ⁷ / ₁₆						
L4	11 ⁷ / ₈						
L5	22 ¹¹ / ₁₆						
L6	22 ¹¹ / ₁₆						
M.Ref	9 ³ / ₁₆						