

PROJECT: _____	UNIT TAG: _____	QUANTITY: _____
REPRESENTATIVE: _____	TYPE OF SERVICE: _____	DATE: _____
ENGINEER: _____	SUBMITTED BY: _____	DATE: _____
CONTRACTOR: _____	APPROVED BY: _____	DATE: _____
	ORDER NO.: _____	DATE: _____

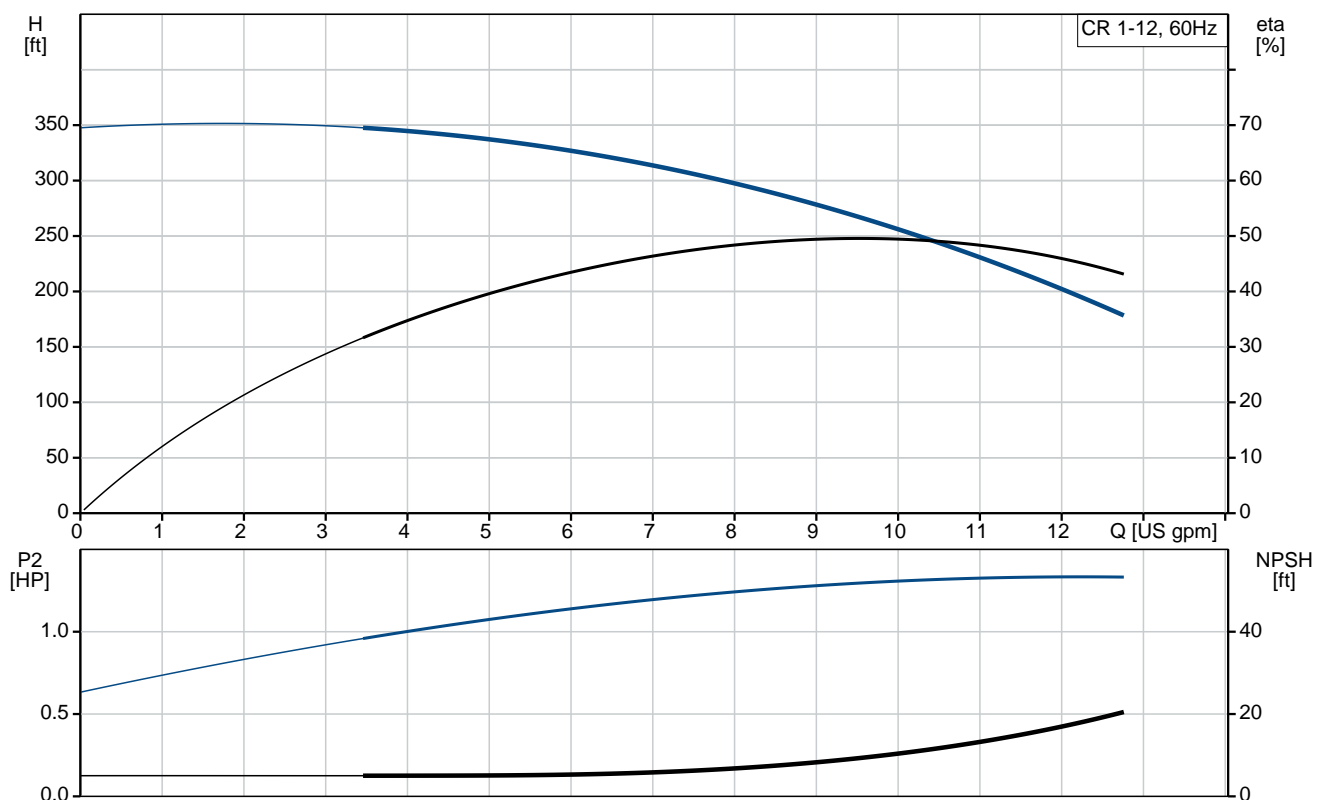


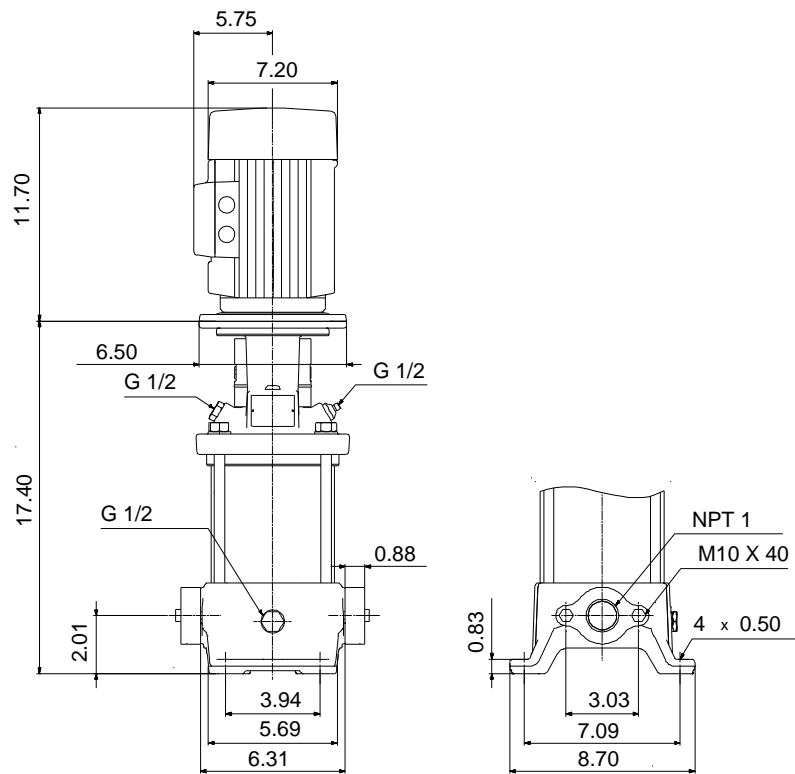
CR 1-12 A-B-A-E-HQQE

Vertical, multistage centrifugal pump with suction and discharge ports on the same level. The pump head and base are in cast iron. All other wetted parts are in stainless steel (EN 1.4301)(AISI 304)

Product photo could vary from the actual product


Conditions of Service	Pump Data	Motor Data
Flow: _____	Max pressure at stated temperature: 232 psi / 250 °F	Rated power - P2: 1.5 HP
Head: _____	Liquid temperature range: -4 .. 248 °F	Rated voltage: 115/208-230 V
Efficiency: _____	Maximum ambient temperature: 104 °F	Main frequency: 60 Hz
Liquid: Water	Approvals: CURUS, NSF61	Insulation class: B
Temperature: 68 °F	Shaft seal: HQQE	Motor protection: NONE
NPSH required: ft	Product number: 96081985	Motor type: BALDOR
Viscosity: _____		
Specific Gravity: 1.000		





Materials:

Base:	Cast iron EN 1561 EN-GJL-200 ASTM A48-25B
Impeller:	Stainless steel AISI 304 EN 1.4301
Material code:	A
Code for rubber:	E

Count	Description
1	<p>CR 1-12 A-B-A-E-HQQE</p>  <p>Product No.: 96081985</p> <p>Vertical, multistage centrifugal pump with inlet and outlet ports on same the level (inline). The pump head and base are in cast iron – all other wetted parts are in stainless steel. A cartridge shaft seal ensures high reliability, safe handling, and easy access and service. Power transmission is via a rigid split coupling. Pipe connection is via oval flanges with internal NPT threads.</p> <p>The pump is fitted with a 1-phase, fan-cooled asynchronous motor.</p> <p>Liquid: Pumped liquid: Water Liquid temperature range: -4 .. 248 °F Selected liquid temperature: 68 °F Density: 62.29 lb/ft³</p> <p>Technical: Rated pump speed: 3450 rpm Rated flow: 9.69 US gpm Rated head: 264.4 ft Pump orientation: Vertical Shaft seal arrangement: Single Code for shaft seal: HQQE Approvals on nameplate: CURUS, NSF61 Curve tolerance: ISO9906:2012 3B</p> <p>Materials: Base: Cast iron EN 1561 EN-GJL-200 ASTM A48-25B Impeller: Stainless steel EN 1.4301 AISI 304 Bearing: SIC</p> <p>Installation: Maximum ambient temperature: 104 °F Maximum operating pressure: 232.06 psi Max pressure at stated temperature: 232 psi / 250 °F 232 psi / -4 °F Type of connection: Oval / NPT(F) Size of suction port: 1 inch Size of outlet port: 1 inch Pressure rating for connection: PN 16 Flange size for motor: 56C</p> <p>Electrical data: Motor standard: NEMA Motor type: BALDOR</p>



Company name:

Created by:

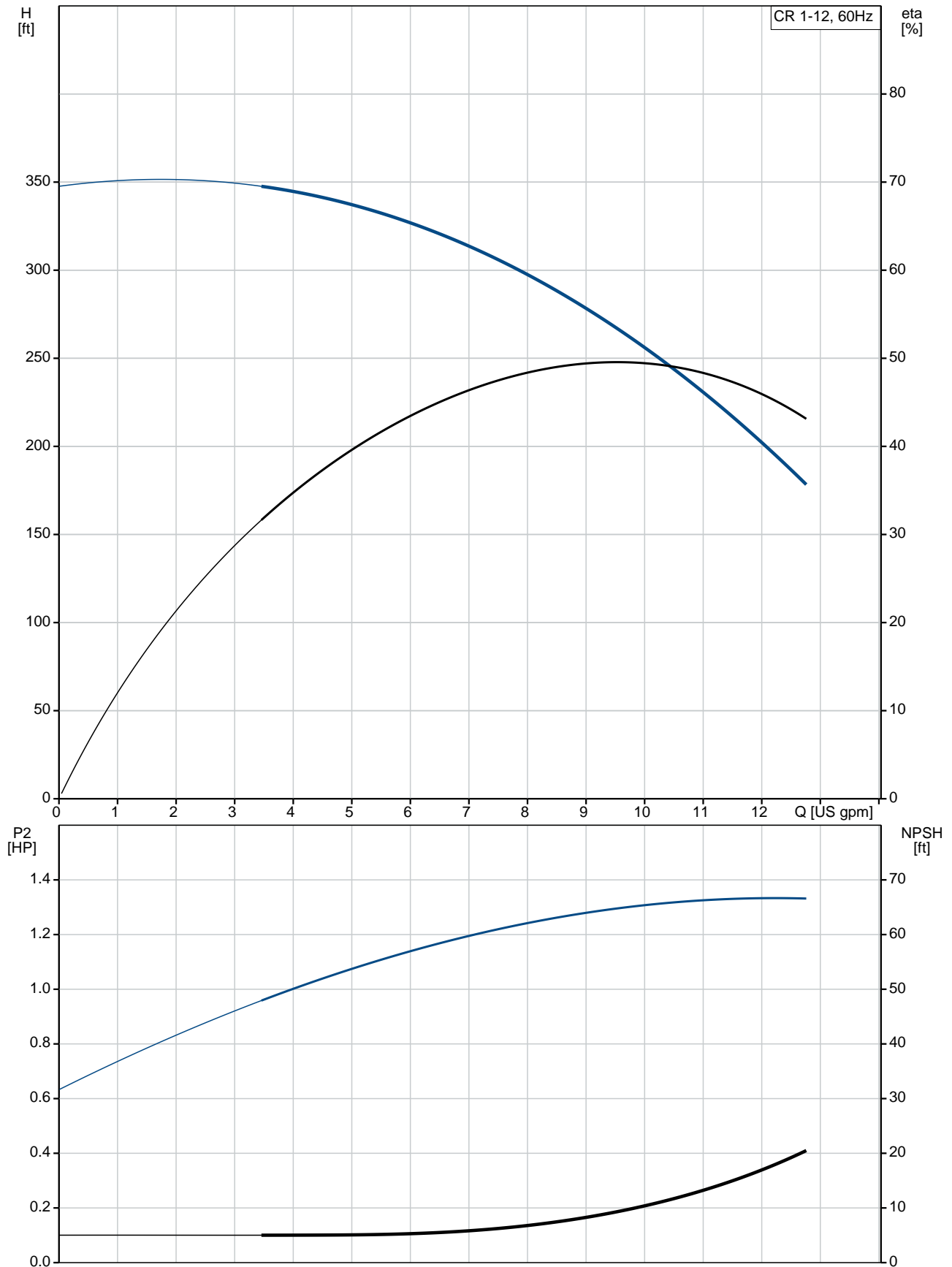
Phone:

Date:

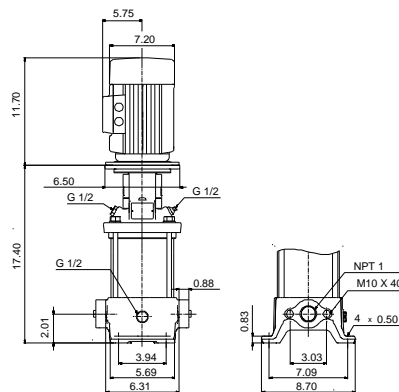
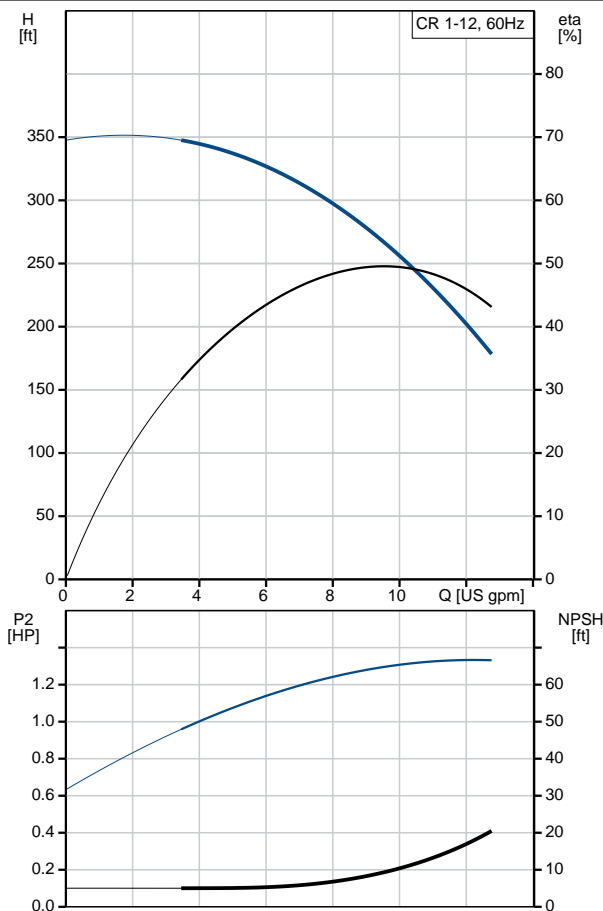
4/20/2020

Count	Description
	<p>Rated power - P2: 1.5 HP</p> <p>Power (P2) required by pump: 1.5 HP</p> <p>Main frequency: 60 Hz</p> <p>Rated voltage: 1 x 115/208-230 V</p> <p>Service factor: 1.30</p> <p>Rated current: 17/9,50-8,60 A</p> <p>Rated speed: 3450 rpm</p> <p>Number of poles: 2</p> <p>Insulation class (IEC 85): B</p> <p>Motor Number: 84Z04007</p> <p>Controls:</p> <p>Frequency converter: NONE</p> <p>Others:</p> <p>Net weight: 80.5 lb</p> <p>Gross weight: 95.1 lb</p> <p>Shipping volume: 8.26 ft³</p> <p>Country of origin: US</p> <p>Custom tariff no.: 8413.70.2040</p>

96081985 CR 1-12 A-B-A-E-HQQE 60 Hz



Description	Value
General information:	
Product name:	CR 1-12 A-B-A-E-HQQE
Product No.:	96081985
EAN:	5700395167238
	5700395167238
Technical:	
Rated pump speed:	3450 rpm
Rated flow:	9.69 US gpm
Rated head:	264.4 ft
Maximum head:	352.1 ft
Stages:	12
Impellers:	12
Number of reduced-diameter impellers:	0
Low NPSH:	N
Pump orientation:	Vertical
Shaft seal arrangement:	Single
Code for shaft seal:	HQQE
Approvals on nameplate:	CURUS, NSF61
Curve tolerance:	ISO9906:2012 3B
Pump version:	A
Model:	A
Cooling:	TEFC
Materials:	
Base:	Cast iron
	EN 1561 EN-GJL-200
	ASTM A48-25B
Impeller:	Stainless steel
	EN 1.4301
	AISI 304
Material code:	A
Code for rubber:	E
Bearing:	SIC
Installation:	
Maximum ambient temperature:	104 °F
Maximum operating pressure:	232.06 psi
Max pressure at stated temperature:	232 psi / 250 °F
	232 psi / -4 °F
Type of connection:	Oval / NPT(F)
Size of suction port:	1 inch
Size of outlet port:	1 inch
Pressure rating for connection:	PN 16
Flange for motor:	56C
Connect code:	B
Liquid:	
Pumped liquid:	Water
Liquid temperature range:	-4 .. 248 °F
Selected liquid temperature:	68 °F
Density:	62.29 lb/ft³
Electrical data:	
Motor standard:	NEMA
Motor type:	BALDOR
Rated power - P2:	1.5 HP
Power (P2) required by pump:	1.5 HP
Main frequency:	60 Hz
Rated voltage:	1 x 115/208-230 V
Service factor:	1.30
Rated current:	17/9,50-8,60 A
Load current:	20,4/11,3-10,2 A





Company name:

Created by:

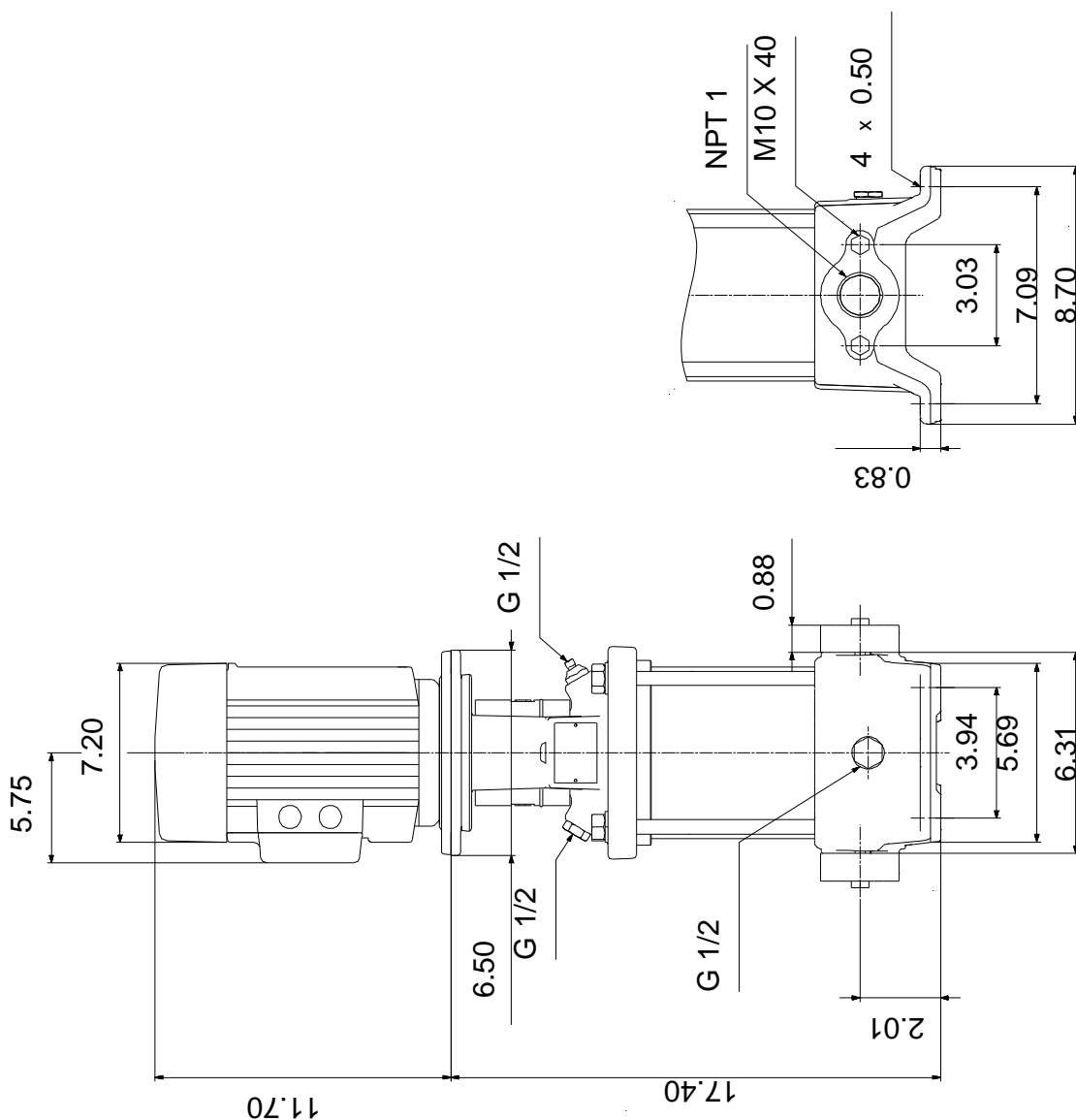
Phone:

Date:

4/20/2020

Description	Value
Rated speed:	3450 rpm
Number of poles:	2
Insulation class (IEC 85):	B
Motor protection:	NONE
Motor Number:	84Z04007
Controls:	
Frequency converter:	NONE
Others:	
Net weight:	80.5 lb
Gross weight:	95.1 lb
Shipping volume:	8.26 ft ³
Country of origin:	US
Custom tariff no.:	8413.70.2040

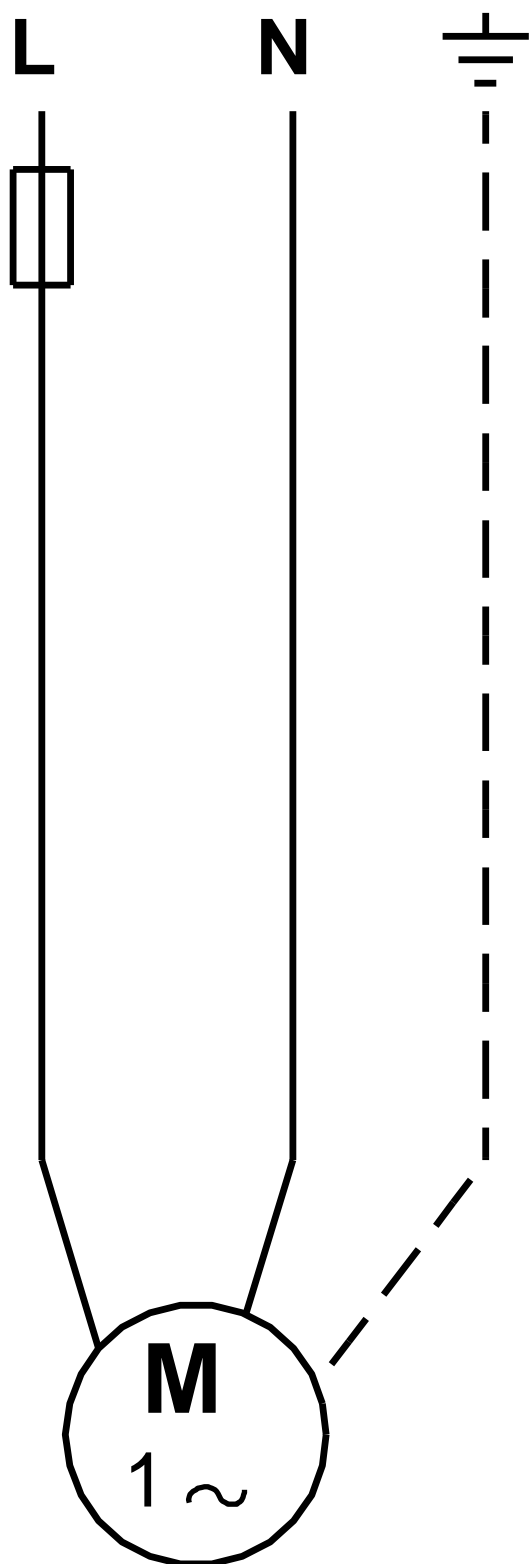
96081985 CR 1-12 A-B-A-E-HQQE 60 Hz



Note! All units are in [in] unless otherwise stated.

Disclaimer: This simplified dimensional drawing does not show all details.

96081985 CR 1-12 A-B-A-E-HQQE 60 Hz



All units are [in] unless otherwise presented.