

PROJECT: _____	UNIT TAG: _____	QUANTITY: _____
REPRESENTATIVE: _____	TYPE OF SERVICE: _____	DATE: _____
ENGINEER: _____	SUBMITTED BY: _____	DATE: _____
CONTRACTOR: _____	APPROVED BY: _____	DATE: _____
	ORDER NO.: _____	DATE: _____

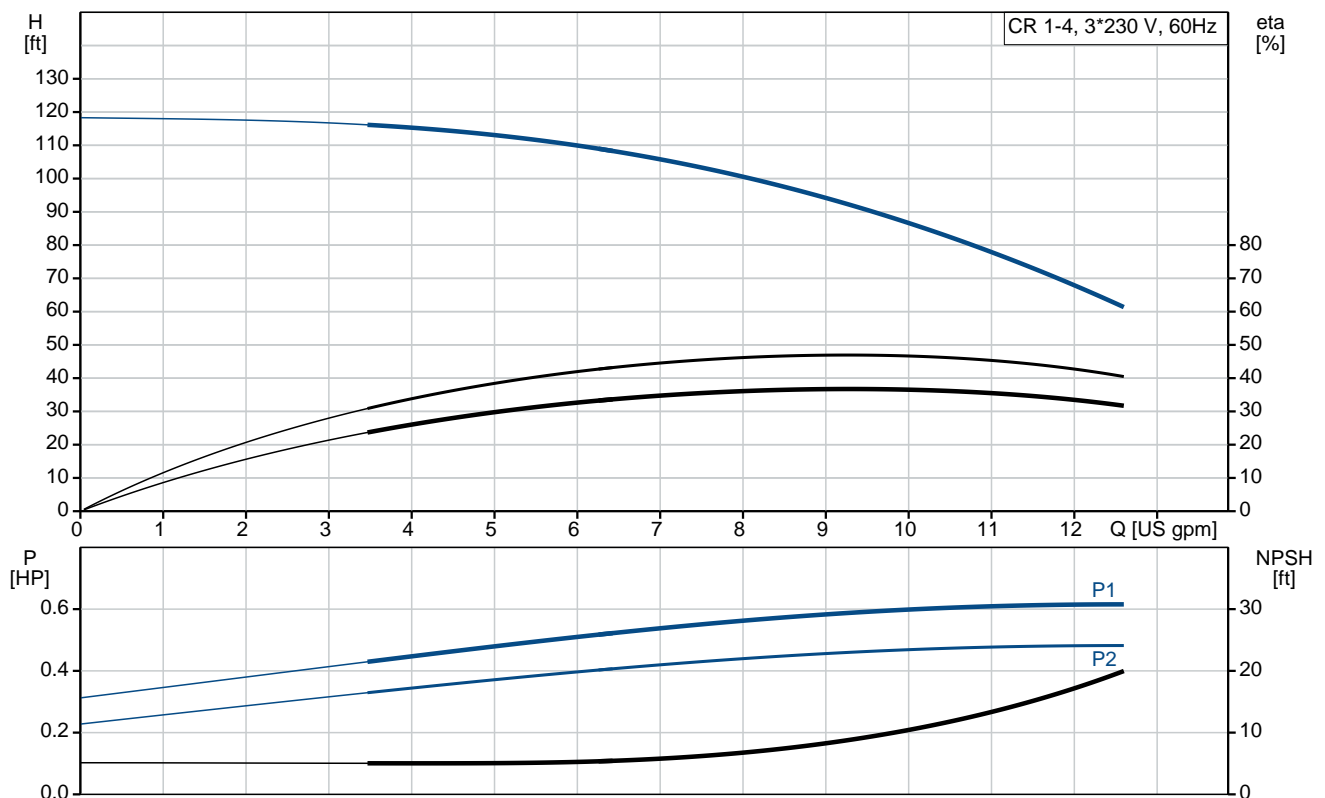


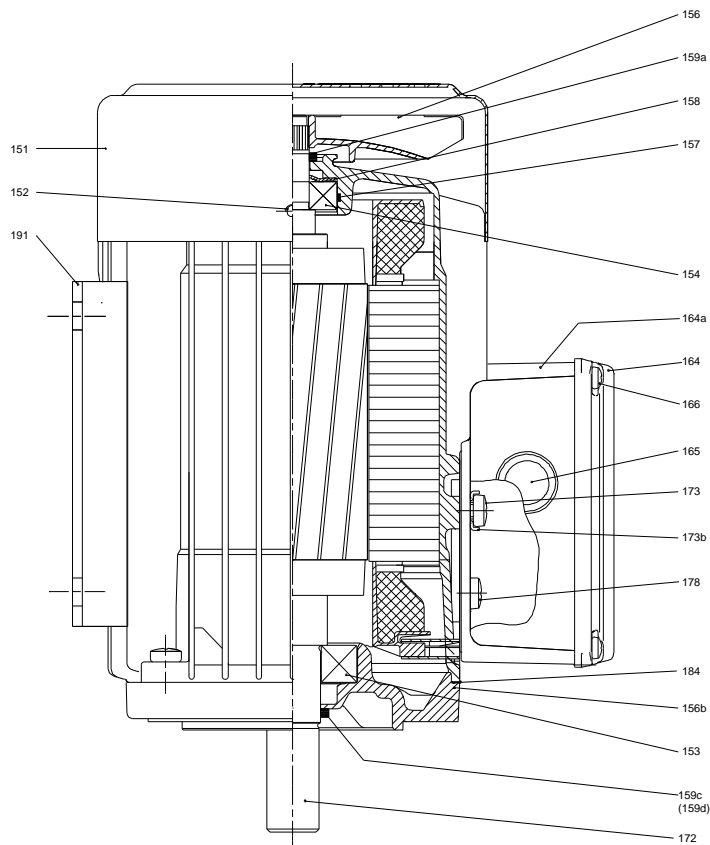
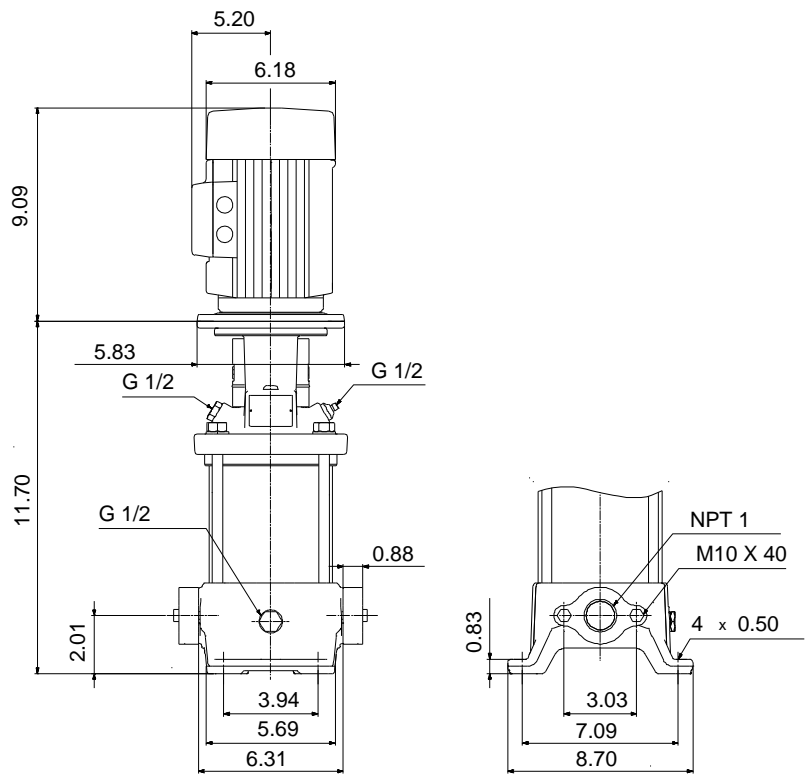
CR 1-4 A-B-A-V-HQQV

Vertical, multistage centrifugal pump with suction and discharge ports on the same level. The pump head and base are in cast iron. All other wetted parts are in stainless steel (EN 1.4301)(AISI 304)

Product photo could vary from the actual product


Conditions of Service	Pump Data	Motor Data
Flow: _____	Max pressure at stated temperature: 232 psi / 194 °F	Rated power - P2: 0.5 HP
Head: _____	Liquid temperature range: -4 .. 194 °F	Rated voltage: 208-230YY/460Y V
Efficiency: 36.7 %	Maximum ambient temperature: 104 °F	Main frequency: 60 Hz
Liquid: Water	Approvals: CURUS	Enclosure class: 55 Dust/Jetting
Temperature: 68 °F	Shaft seal: HQQV	Insulation class: F
NPSH required: 8.35 ft	Product number: 96082040	Motor protection: NONE
Viscosity: _____		Motor type: 71AB
Specific Gravity: 1.000		Motor_efficiency: 78.9 %





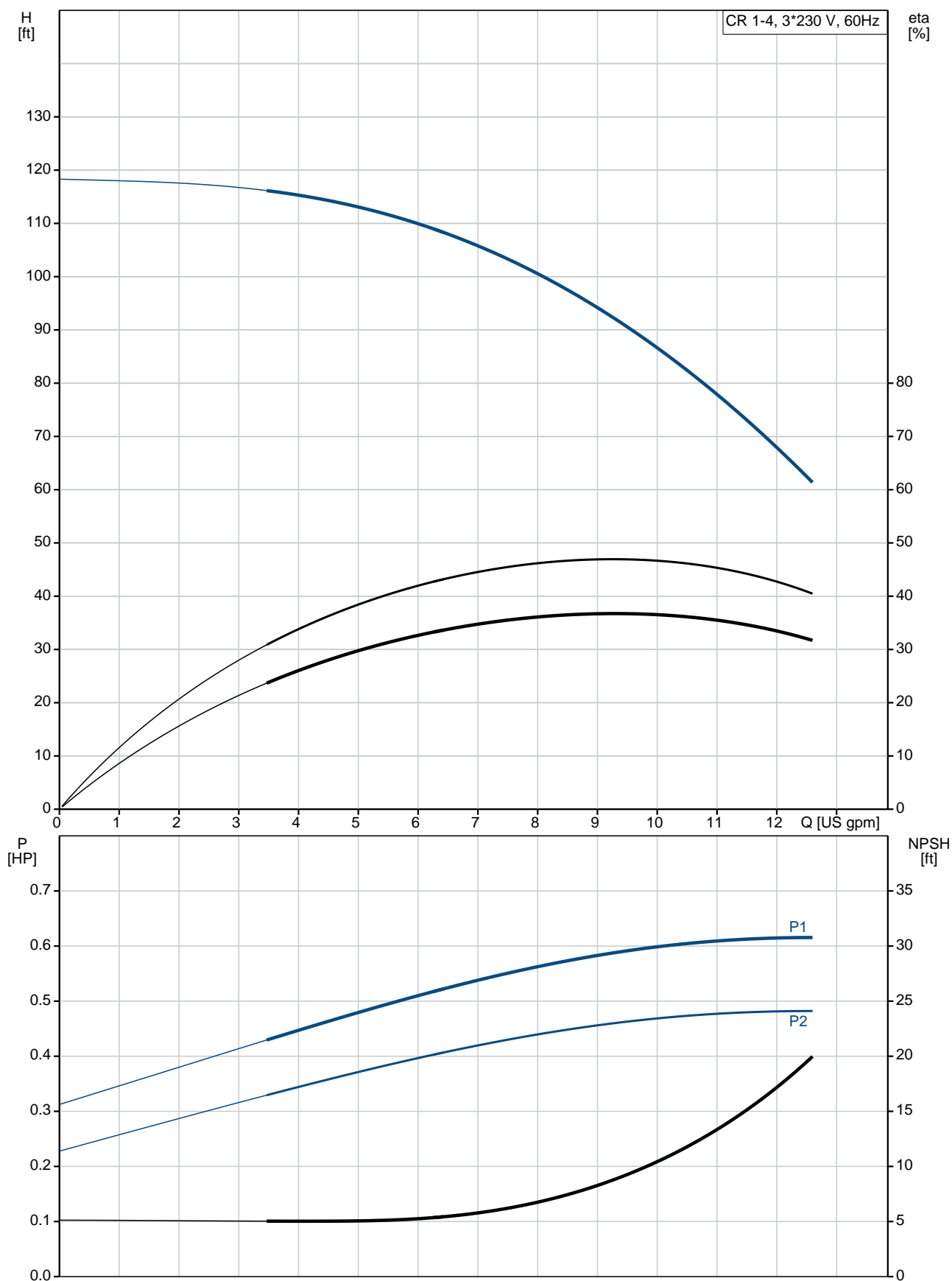
Materials:

Base:	Cast iron EN 1561 EN-GJL-200
Impeller:	Stainless steel ASTM A48-25B AISI 304 EN 1.4301
Material code:	A
Code for rubber:	V

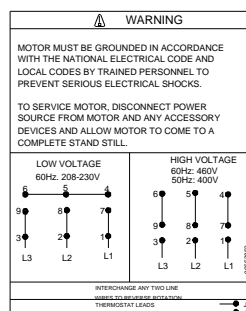
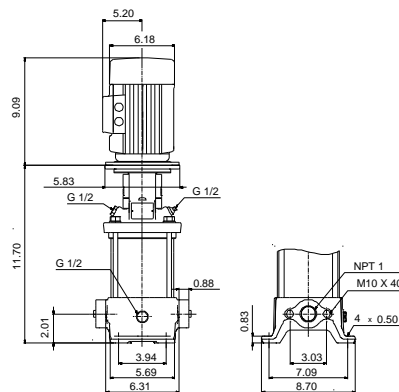
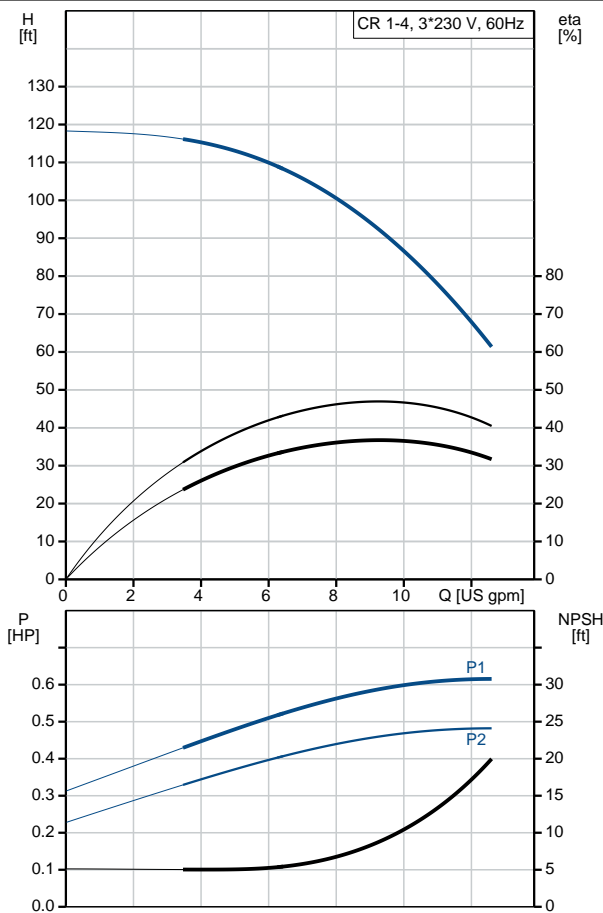
Count	Description																																																		
1	<p>CR 1-4 A-B-A-V-HQQV</p>  <p>Product No.: 96082040</p> <p>Vertical, multistage centrifugal pump with inlet and outlet ports on same the level (inline). The pump head and base are in cast iron – all other wetted parts are in stainless steel. A cartridge shaft seal ensures high reliability, safe handling, and easy access and service. Power transmission is via a rigid split coupling. Pipe connection is via oval flanges with internal NPT threads.</p> <p>The pump is fitted with a 3-phase, fan-cooled asynchronous motor.</p> <p>Liquid:</p> <table> <tr> <td>Pumped liquid:</td><td>Water</td></tr> <tr> <td>Liquid temperature range:</td><td>-4 .. 194 °F</td></tr> <tr> <td>Selected liquid temperature:</td><td>68 °F</td></tr> <tr> <td>Density:</td><td>62.29 lb/ft³</td></tr> </table> <p>Technical:</p> <table> <tr> <td>Rated pump speed:</td><td>3485 rpm</td></tr> <tr> <td>Rated flow:</td><td>9.69 US gpm</td></tr> <tr> <td>Rated head:</td><td>89.24 ft</td></tr> <tr> <td>Pump orientation:</td><td>Vertical</td></tr> <tr> <td>Shaft seal arrangement:</td><td>Single</td></tr> <tr> <td>Code for shaft seal:</td><td>HQQV</td></tr> <tr> <td>Approvals on nameplate:</td><td>CURUS</td></tr> <tr> <td>Curve tolerance:</td><td>ISO9906:2012 3B</td></tr> </table> <p>Materials:</p> <table> <tr> <td>Base:</td><td>Cast iron EN 1561 EN-GJL-200 ASTM A48-25B</td></tr> <tr> <td>Impeller:</td><td>Stainless steel EN 1.4301 AISI 304</td></tr> <tr> <td>Bearing:</td><td>SIC</td></tr> </table> <p>Installation:</p> <table> <tr> <td>Maximum ambient temperature:</td><td>104 °F</td></tr> <tr> <td>Maximum operating pressure:</td><td>232.06 psi</td></tr> <tr> <td>Max pressure at stated temperature:</td><td>232 psi / 194 °F 232 psi / -4 °F</td></tr> <tr> <td>Type of connection:</td><td>Oval / NPT(F)</td></tr> <tr> <td>Size of suction port:</td><td>1 inch</td></tr> <tr> <td>Size of outlet port:</td><td>1 inch</td></tr> <tr> <td>Pressure rating for connection:</td><td>PN 16</td></tr> <tr> <td>Flange size for motor:</td><td>56C</td></tr> </table> <p>Electrical data:</p> <table> <tr> <td>Motor standard:</td><td>NEMA</td></tr> <tr> <td>Motor type:</td><td>71AB</td></tr> </table>	Pumped liquid:	Water	Liquid temperature range:	-4 .. 194 °F	Selected liquid temperature:	68 °F	Density:	62.29 lb/ft³	Rated pump speed:	3485 rpm	Rated flow:	9.69 US gpm	Rated head:	89.24 ft	Pump orientation:	Vertical	Shaft seal arrangement:	Single	Code for shaft seal:	HQQV	Approvals on nameplate:	CURUS	Curve tolerance:	ISO9906:2012 3B	Base:	Cast iron EN 1561 EN-GJL-200 ASTM A48-25B	Impeller:	Stainless steel EN 1.4301 AISI 304	Bearing:	SIC	Maximum ambient temperature:	104 °F	Maximum operating pressure:	232.06 psi	Max pressure at stated temperature:	232 psi / 194 °F 232 psi / -4 °F	Type of connection:	Oval / NPT(F)	Size of suction port:	1 inch	Size of outlet port:	1 inch	Pressure rating for connection:	PN 16	Flange size for motor:	56C	Motor standard:	NEMA	Motor type:	71AB
Pumped liquid:	Water																																																		
Liquid temperature range:	-4 .. 194 °F																																																		
Selected liquid temperature:	68 °F																																																		
Density:	62.29 lb/ft³																																																		
Rated pump speed:	3485 rpm																																																		
Rated flow:	9.69 US gpm																																																		
Rated head:	89.24 ft																																																		
Pump orientation:	Vertical																																																		
Shaft seal arrangement:	Single																																																		
Code for shaft seal:	HQQV																																																		
Approvals on nameplate:	CURUS																																																		
Curve tolerance:	ISO9906:2012 3B																																																		
Base:	Cast iron EN 1561 EN-GJL-200 ASTM A48-25B																																																		
Impeller:	Stainless steel EN 1.4301 AISI 304																																																		
Bearing:	SIC																																																		
Maximum ambient temperature:	104 °F																																																		
Maximum operating pressure:	232.06 psi																																																		
Max pressure at stated temperature:	232 psi / 194 °F 232 psi / -4 °F																																																		
Type of connection:	Oval / NPT(F)																																																		
Size of suction port:	1 inch																																																		
Size of outlet port:	1 inch																																																		
Pressure rating for connection:	PN 16																																																		
Flange size for motor:	56C																																																		
Motor standard:	NEMA																																																		
Motor type:	71AB																																																		

Count	Description
	<p>IE Efficiency class: NEMA Premium / IE3 60Hz</p> <p>Rated power - P2: 0.5 HP</p> <p>Power (P2) required by pump: 0.5 HP</p> <p>Main frequency: 60 Hz</p> <p>Rated voltage: 3 x 208-230YY/460Y V</p> <p>Service factor: 1.25</p> <p>Rated current: 1,64-1,55/0,78 A</p> <p>Starting current: 590-650 %</p> <p>Cos phi - power factor: 0.84-0.78</p> <p>Rated speed: 3430-3460 rpm</p> <p>Motor efficiency at full load: 78.9 %</p> <p>Motor efficiency at 3/4 load: 79.2 %</p> <p>Motor efficiency at 1/2 load: 76.3 %</p> <p>Number of poles: 2</p> <p>Enclosure class (IEC 34-5): 55 Dust/Jetting</p> <p>Insulation class (IEC 85): F</p> <p>Motor Number: 85900701</p> <p>Controls:</p> <p>Frequency converter: NONE</p> <p>Others:</p> <p>Net weight: 46.9 lb</p> <p>Gross weight: 57.9 lb</p> <p>Shipping volume: 4.94 ft³</p> <p>Country of origin: US</p> <p>Custom tariff no.: 8413.70.2040</p>

96082040 CR 1-4 A-B-A-V-HQQV 60 Hz



Description	Value
General information:	
Product name:	CR 1-4 A-B-A-V-HQQV
Product No.:	96082040
EAN:	5700395167788
	5700395167788
Technical:	
Rated pump speed:	3485 rpm
Rated flow:	9.69 US gpm
Rated head:	89.24 ft
Maximum head:	117.8 ft
Stages:	4
Impellers:	4
Number of reduced-diameter impellers:	0
Low NPSH:	N
Pump orientation:	Vertical
Shaft seal arrangement:	Single
Code for shaft seal:	HQQV
Approvals on nameplate:	CURUS
Curve tolerance:	ISO9906:2012 3B
Pump version:	A
Model:	A
Cooling:	TEFC
Materials:	
Base:	Cast iron
	EN 1561 EN-GJL-200
	ASTM A48-25B
Impeller:	Stainless steel
	EN 1.4301
	AISI 304
Material code:	A
Code for rubber:	V
Bearing:	SIC
Installation:	
Maximum ambient temperature:	104 °F
Maximum operating pressure:	232.06 psi
Max pressure at stated temperature:	232 psi / -4 °F
	232 psi / -4 °F
Type of connection:	Oval / NPT(F)
Size of suction port:	1 inch
Size of outlet port:	1 inch
Pressure rating for connection:	PN 16
Flange size for motor:	56C
Connect code:	B
Liquid:	
Pumped liquid:	Water
Liquid temperature range:	-4 .. 194 °F
Selected liquid temperature:	68 °F
Density:	62.29 lb/ft³
Electrical data:	
Motor standard:	NEMA
Motor type:	71AB
IE Efficiency class:	NEMA Premium / IE3 60Hz
Rated power - P2:	0.5 HP
Power (P2) required by pump:	0.5 HP
Main frequency:	60 Hz
Rated voltage:	3 x 208-230YY/460Y V
Service factor:	1.25





Company name:

Created by:

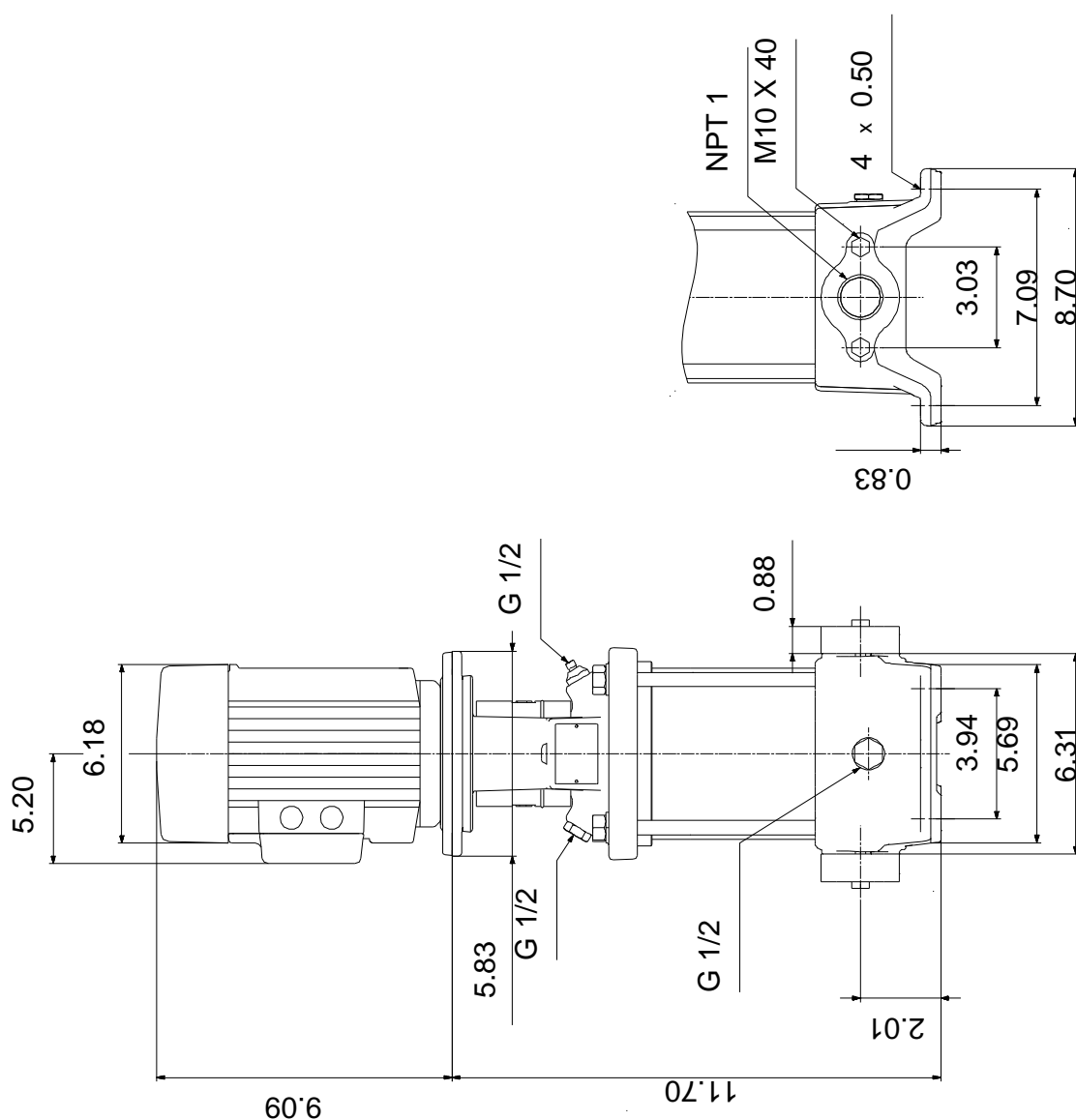
Phone:

Date:

4/20/2020

Description	Value
Rated current:	1,64-1,55/0,78 A
Starting current:	590-650 %
Load current:	2,0-1,9/0,95 A
Cos phi - power factor:	0.84-0.78
Rated speed:	3430-3460 rpm
Motor efficiency at full load:	78.9 %
Motor efficiency at 3/4 load:	79.2 %
Motor efficiency at 1/2 load:	76.3 %
Number of poles:	2
Enclosure class (IEC 34-5):	55 Dust/Jetting
Insulation class (IEC 85):	F
Motor protection:	NONE
Motor Number:	85900701
Controls:	
Frequency converter:	NONE
Others:	
Net weight:	46.9 lb
Gross weight:	57.9 lb
Shipping volume:	4.94 ft³
Country of origin:	US
Custom tariff no.:	8413.70.2040

96082040 CR 1-4 A-B-A-V-HQQV 60 Hz



Note! All units are in [in] unless otherwise stated.

Disclaimer: This simplified dimensional drawing does not show all details.

96082040 CR 1-4 A-B-A-V-HQQV 60 Hz

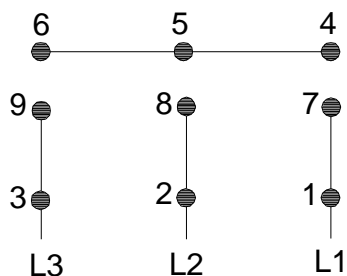


WARNING

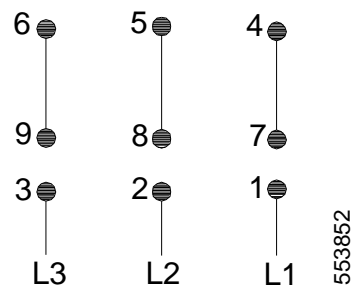
MOTOR MUST BE GROUNDED IN ACCORDANCE WITH THE NATIONAL ELECTRICAL CODE AND LOCAL CODES BY TRAINED PERSONNEL TO PREVENT SERIOUS ELECTRICAL SHOCKS.

TO SERVICE MOTOR, DISCONNECT POWER SOURCE FROM MOTOR AND ANY ACCESSORY DEVICES AND ALLOW MOTOR TO COME TO A COMPLETE STAND STILL.

LOW VOLTAGE 60Hz. 208-230V



HIGH VOLTAGE 60Hz: 460V 50Hz: 400V



INTERCHANGE ANY TWO LINE
WIRES TO REVERSE ROTATION

THERMOSTAT LEADS
(WHEN PROVIDED)

