
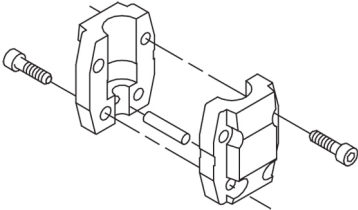
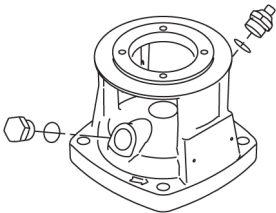
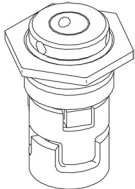
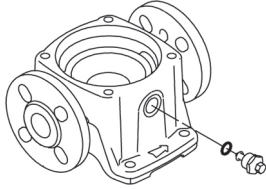
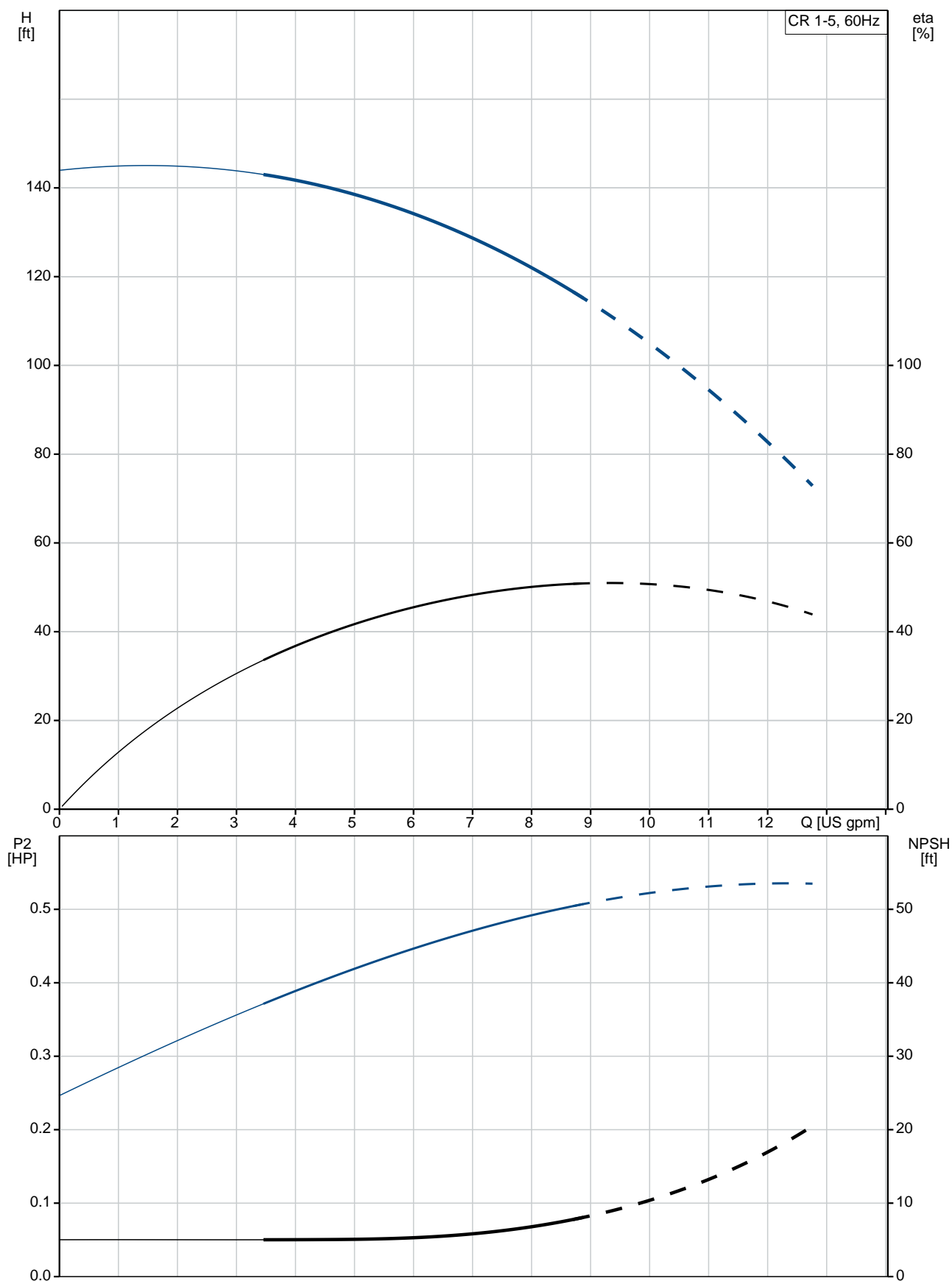


Count	Description
1	<p><b>CR 1-5 A-FGJ-A-E-HQQE</b></p>  <p>Product No.: <a href="#">96082116</a></p> <p>Vertical, multistage centrifugal pump with inlet and outlet ports on same the level (inline). The pump head and base are in cast iron – all other wetted parts are in stainless steel. A cartridge shaft seal ensures high reliability, safe handling, and easy access and service. Power transmission is via a rigid split coupling. Pipe connection is via combined DIN-ANSI-JIS flanges.</p> <p>The pump is fitted with a 1-phase, fan-cooled asynchronous motor.</p> <p><b>Further product details</b></p> <p>Steel, cast iron and aluminium components have an epoxy-based coating made in a cathodic electro-deposition (CED) process. CED is a high-quality dip-painting process where an electrical field around the products ensures deposition of paint particles as a thin, well-controlled layer on the surface. An integral part of the process is a pretreatment. The entire process consists of these elements:</p> <ol style="list-style-type: none"> <li>1) Alkaline-based cleaning.</li> <li>2) Zinc phosphating.</li> <li>3) Cathodic electro-deposition.</li> <li>4) Curing to a dry film thickness 18-22 my m.</li> </ol> <p>The colour code for the finished product is NCS 9000/RAL 9005.</p> <p><b>Pump</b></p> <p>A standard split coupling connects the pump and motor shaft. It is enclosed in the pump head/motor stool by means of two coupling guards.</p>  <p>The pump head, pump head cover and flange for motor mounting is made in one piece. The pump head has a combined 1/2" priming plug and vent screw.</p>  <p>The pump is fitted with a balanced O-ring seal unit with a rigid torque-transmission system. This seal type is assembled in a cartridge unit which makes replacement safe and easy. Due to the balancing, this seal type is suitable for high-pressure applications. The cartridge construction also protects the pump shaft from possible wear from a dynamic O-ring between pump shaft and shaft seal.</p> <p>Primary seal:</p> <ul style="list-style-type: none"> <li>• Rotating seal ring material: silicon carbide (SiC)</li> <li>• Stationary seat material: silicon carbide (SiC)</li> </ul>

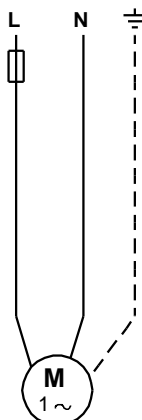
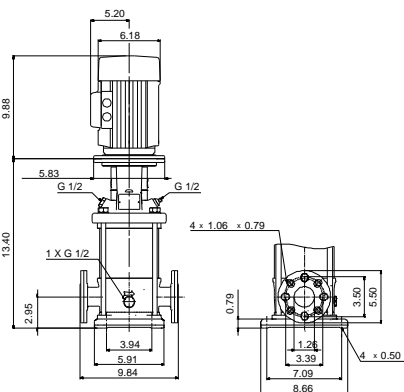
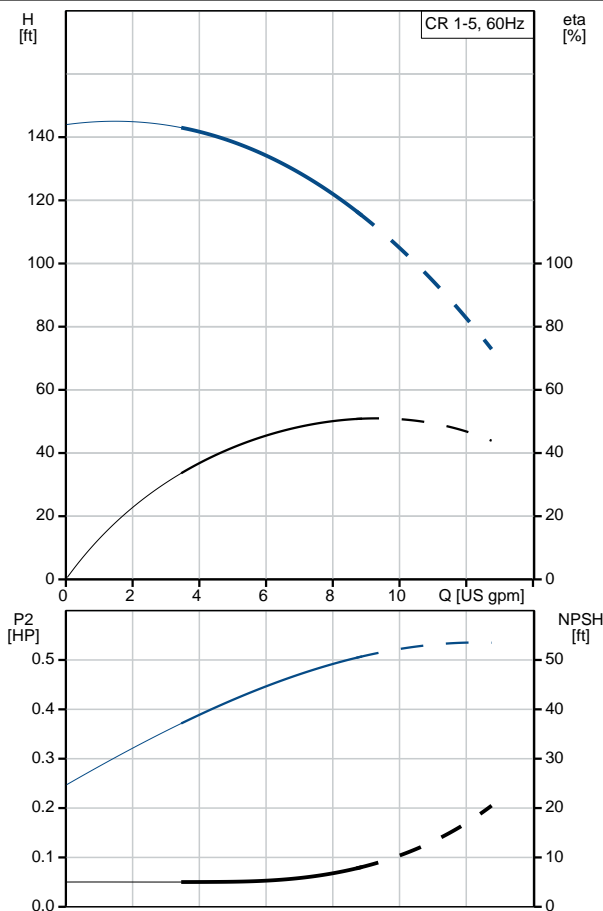
Count	Description																				
	<p>This material pairing is used where higher corrosion resistance is required. The high hardness of this material pairing offers good resistance against abrasive particles.</p> <p>Secondary seal material: EPDM (ethylene-propylene rubber)</p> <p>EPDM has excellent resistance to hot water. EPDM is not suitable for mineral oils.</p>  <p>The shaft seal is screwed into the pump head.</p> <p>The pump has a special air-cooled shaft-seal chamber generating the same insulation effect as that of a vacuum flask. No external cooling is necessary; the ambient temperature is sufficient. An automatic vent vents the pump seal chamber.</p> <p>The chambers and impellers are made of stainless-steel sheet. The chambers are provided with a PTFE neck ring offering improved sealing and high efficiency. The impellers have smooth surfaces, and the shape of the blades ensure a high efficiency.</p> <p>The base is made of cast iron. The flanges and base are cast in one piece. The outlet side of the base has a combined drain plug and bypass valve. The pump is secured to the foundation by four bolts through the base plate.</p>  <p><b>Motor</b></p> <p>The motor is a totally enclosed, fan-cooled motor with principal dimensions to IEC and DIN standards. The motor is flange-mounted with tapped-hole flange (FT).</p> <p>Motor-mounting designation in accordance with IEC 60034-7: IM B 14 (Code I) / IM 3601 (Code II).</p> <p>Electrical tolerances comply with IEC 60034.</p> <p>The motor has built-in thermal protection (PTO current and temperature sensors) in accordance with IEC 60034-11 and requires no further motor protection. The protection reacts to both slow- and quick-rising temperatures, e.g. constant overload and stalled conditions.</p> <p>As the thermal protection incorporates automatic reset, the motor must be connected in a way which ensures that the automatic reset cannot cause accidents.</p> <p><b>Technical data</b></p> <table> <tr> <td>Liquid:</td><td></td></tr> <tr> <td>Pumped liquid:</td><td>Water</td></tr> <tr> <td>Liquid temperature range:</td><td>-4 .. 248 °F</td></tr> <tr> <td>Selected liquid temperature:</td><td>68 °F</td></tr> <tr> <td>Density:</td><td>62.29 lb/ft³</td></tr> </table> <p><b>Technical:</b></p> <table> <tr> <td>Rated pump speed:</td><td>3443 rpm</td></tr> <tr> <td>Rated flow:</td><td>9.69 US gpm</td></tr> <tr> <td>Rated head:</td><td>111.9 ft</td></tr> <tr> <td>Pump orientation:</td><td>Vertical</td></tr> <tr> <td>Shaft seal arrangement:</td><td>Single</td></tr> </table>	Liquid:		Pumped liquid:	Water	Liquid temperature range:	-4 .. 248 °F	Selected liquid temperature:	68 °F	Density:	62.29 lb/ft³	Rated pump speed:	3443 rpm	Rated flow:	9.69 US gpm	Rated head:	111.9 ft	Pump orientation:	Vertical	Shaft seal arrangement:	Single
Liquid:																					
Pumped liquid:	Water																				
Liquid temperature range:	-4 .. 248 °F																				
Selected liquid temperature:	68 °F																				
Density:	62.29 lb/ft³																				
Rated pump speed:	3443 rpm																				
Rated flow:	9.69 US gpm																				
Rated head:	111.9 ft																				
Pump orientation:	Vertical																				
Shaft seal arrangement:	Single																				

Count	Description
	<p>Code for shaft seal: HQQE</p> <p>Approvals on nameplate: CURUS,NSF61</p> <p>Curve tolerance: ISO9906:2012 3B</p> <p><b>Materials:</b></p> <p>Base: Cast iron EN 1561 EN-GJL-200 ASTM A48-25B</p> <p>Impeller: Stainless steel EN 1.4301 AISI 304</p> <p>Bearing: SIC</p> <p><b>Installation:</b></p> <p>Maximum ambient temperature: 104 °F</p> <p>Maximum operating pressure: 362.59 psi</p> <p>Max pressure at stated temperature: 363 psi / 250 °F 363 psi / -4 °F</p> <p>Type of connection: DIN / ANSI / JIS</p> <p>Size of inlet connection: DN 25/32</p> <p>Size of outlet connection: DN 25/32</p> <p>Pressure rating for connection: PN 25</p> <p>Flange rating inlet: 250 lb</p> <p>Flange size for motor: 56C</p> <p><b>Electrical data:</b></p> <p>Motor standard: NEMA</p> <p>Motor type: BALDOR</p> <p>Rated power - P2: 0.5 HP</p> <p>Power (P2) required by pump: 0.5 HP</p> <p>Main frequency: 60 Hz</p> <p>Rated voltage: 1 x 115/230 V</p> <p>Service factor: 1.60</p> <p>Rated current: 7.4/3.7 A</p> <p>Rated speed: 3450 rpm</p> <p>Number of poles: 2</p> <p>Enclosure class (IEC 34-5): IP54</p> <p>Insulation class (IEC 85): B</p> <p>Motor Number: 85700002</p> <p><b>Controls:</b></p> <p>Frequency converter: NONE</p> <p><b>Others:</b></p> <p>Net weight: 64.5 lb</p> <p>Gross weight: 75.5 lb</p> <p>Shipping volume: 4.94 ft³</p> <p>Country of origin: US</p> <p>Custom tariff no.: 8413.70.2040</p>

## 96082116 CR 1-5 A-FGJ-A-E-HQQE 60 Hz



Description	Value
<b>General information:</b>	
Product name:	CR 1-5 A-FGJ-A-E-HQQE
Product No.:	96082116
EAN:	5700395168549
	5700395168549
<b>Technical:</b>	
Rated pump speed:	3443 rpm
Rated flow:	9.69 US gpm
Rated head:	111.9 ft
Maximum head:	147.3 ft
Stages:	5
Impellers:	5
Number of reduced-diameter impellers:	0
<b>Low NPSH:</b>	
Pump orientation:	Vertical
Shaft seal arrangement:	Single
Code for shaft seal:	HQQE
Approvals on nameplate:	CURUS, NSF61
Curve tolerance:	ISO9906:2012 3B
Pump version:	A
Model:	A
Cooling:	TEFC
<b>Materials:</b>	
Base:	Cast iron
	EN 1561 EN-GJL-200
	ASTM A48-25B
Impeller:	Stainless steel
	EN 1.4301
	AISI 304
Material code:	A
Code for rubber:	E
Bearing:	SIC
<b>Installation:</b>	
Maximum ambient temperature:	104 °F
Maximum operating pressure:	362.59 psi
Max pressure at stated temperature:	363 psi / 250 °F
	363 psi / -4 °F
Type of connection:	DIN / ANSI / JIS
Size of inlet connection:	DN 25/32
Size of outlet connection:	DN 25/32
Pressure rating for connection:	PN 25
Flange rating inlet:	250 lb
Flange size for motor:	56C
Connect code:	FGJ
<b>Liquid:</b>	
Pumped liquid:	Water
Liquid temperature range:	-4 .. 248 °F
Selected liquid temperature:	68 °F
Density:	62.29 lb/ft³
<b>Electrical data:</b>	
Motor standard:	NEMA
Motor type:	BALDOR
Rated power - P2:	0.5 HP
Power (P2) required by pump:	0.5 HP
Main frequency:	60 Hz
Rated voltage:	1 x 115/230 V
Service factor:	1.60





Company name:

Created by:

Phone:

Date: 4/15/2020

Description	Value
Rated current:	7.4/3.7 A
Load current:	9.8/4.9 A
Rated speed:	3450 rpm
Number of poles:	2
Enclosure class (IEC 34-5):	IP54
Insulation class (IEC 85):	B
Motor Number:	85700002
<b>Controls:</b>	
Frequency converter:	NONE
<b>Others:</b>	
Net weight:	64.5 lb
Gross weight:	75.5 lb
Shipping volume:	4.94 ft <sup>3</sup>
Country of origin:	US
Custom tariff no.:	8413.70.2040



**96082116 CR 1-5 A-FGJ-A-E-HQQE 60 Hz**



All units are [in] unless otherwise presented.