

PROJECT: _____	UNIT TAG: _____	QUANTITY: _____
REPRESENTATIVE: _____	TYPE OF SERVICE: _____	DATE: _____
ENGINEER: _____	SUBMITTED BY: _____	DATE: _____
CONTRACTOR: _____	APPROVED BY: _____	DATE: _____
	ORDER NO.: _____	DATE: _____

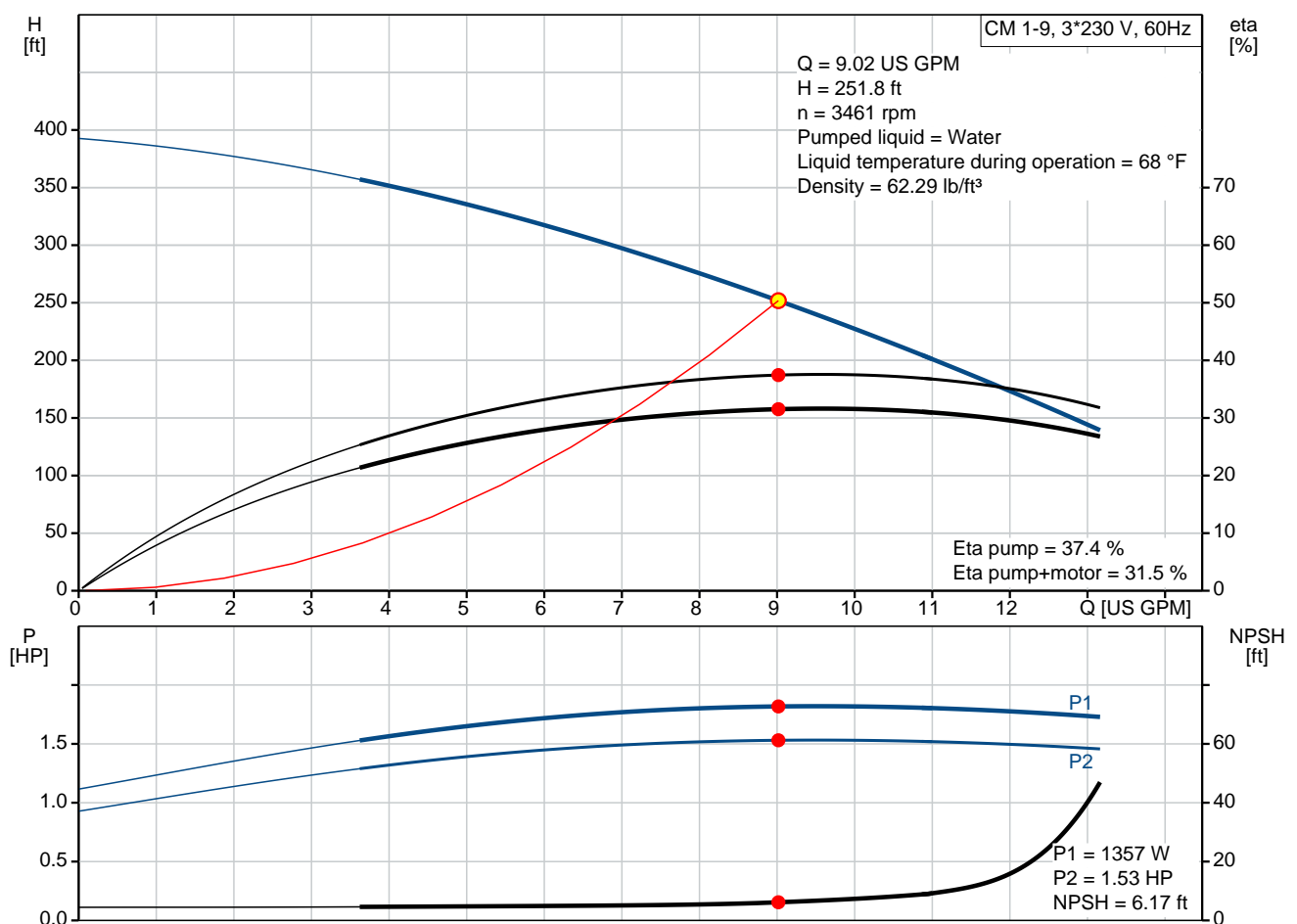
CM 1-9 A-S-G-E-AQQE E-A-A-N

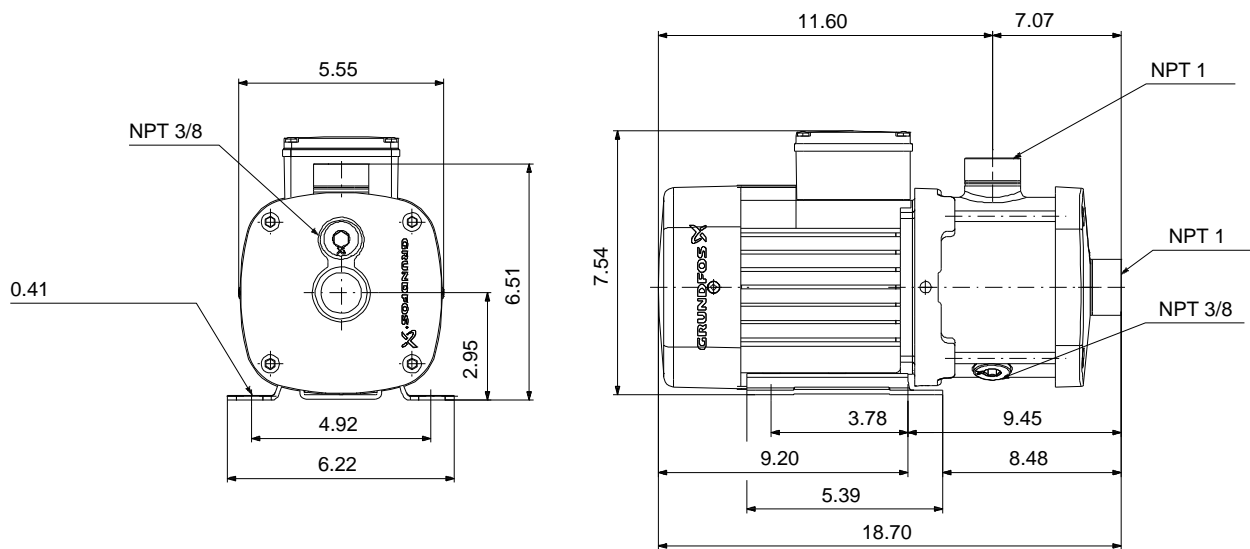


CM are reliable, quiet and compact horizontal end-suction pumps. The modular pump design makes it easy to make customised solutions. The CM pumps are available in cast iron and stainless steel

Note! Product picture may differ from actual product

Conditions of Service		Pump Data		Motor Data	
Flow:	9.02 US GPM	Max pressure at stated temp:	232 psi / 194 °F	Mains frequency:	60 Hz
Head:	251.8 ft	Liquid temperature range:	-4 .. 248 °F	Enclosure class:	IP55
Efficiency:	31.5 %	Maximum ambient temperature:	131 °F		
Liquid:	Water	Shaft seal:	AQQE		
Temperature:	68 °F	Product number:	On request		
NPSH required:	6.17 ft				
Viscosity:	_____				
Specific Gravity:	1.000				






Materials:

Pump housing: Stainless steel
AISI 316

Impeller: Stainless steel
AISI 316
EN 1.4401

Material code: G

Code for rubber: E

Qty.	Description
1	<p>CM 1-9 A-S-G-E-AQQE E-A-A-N</p>  <p>Note! Product picture may differ from actual product</p> <p>Product No.: On request</p> <p>Compact, reliable, horizontal, multistage, end-suction centrifugal pump with axial suction port and radial discharge port. Pump materials in contact with the liquid are in high-grade stainless steel. The mechanical shaft seal is a special designed, unbalanced O-ring seal. Pipework connection is via internal NPT pipe threads.</p> <p>The pump is fitted with a 3-phase, foot-mounted, fan-cooled asynchronous motor.</p> <p>Controls: Frequency converter: NONE</p> <p>Liquid: Pumped liquid: Water Liquid temperature range: -4 .. 248 °F Selected liquid temperature: 68 °F Density: 62.29 lb/ft³</p> <p>Technical: Pump speed on which pump data are based: 3480 rpm Actual calculated flow: 9.02 US GPM Rated flow: 8.98 US GPM Resulting head of the pump: 251.8 ft Rated head: 267.9 ft Code for shaft seal: AQQE Curve tolerance: ISO9906:2012 3B</p> <p>Materials: Pump housing: Stainless steel EN 1.4401 AISI 316 Impeller: Stainless steel EN 1.4401 AISI 316</p> <p>Installation: Range of ambient temperature: -4 .. 131 °F Maximum operating pressure: 232.06 psi Max pressure at stated temp: 232 psi / 194 °F 145 psi / 250 °F Type of connection: NPT(F) Size of inlet connection: 1 inch Size of outlet connection: 1 inch Outlet position: 12</p> <p>Electrical data: Motor standard: NEMA Frame size: 80B</p>



Company name:

Created by:

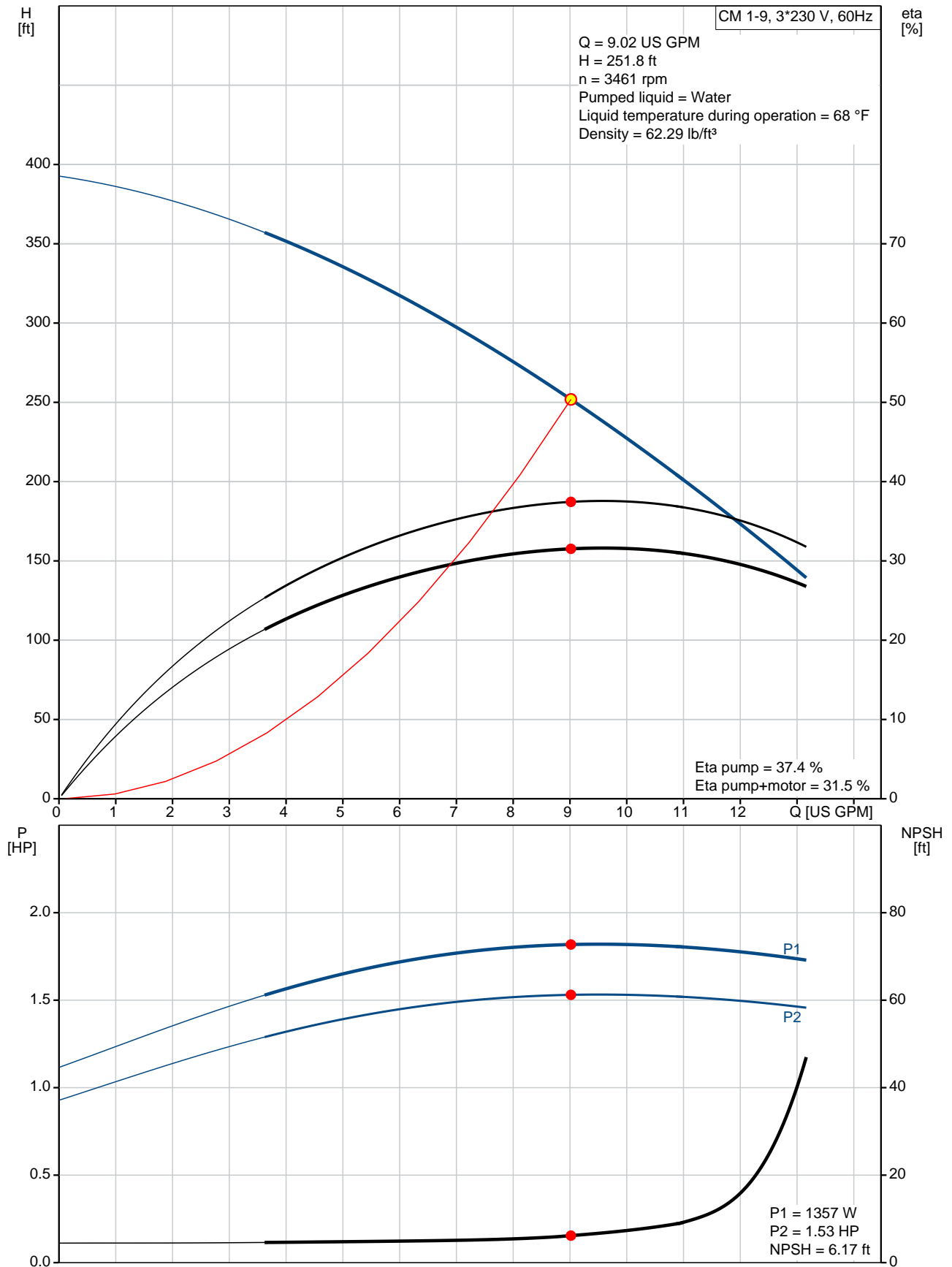
Phone:

Date:

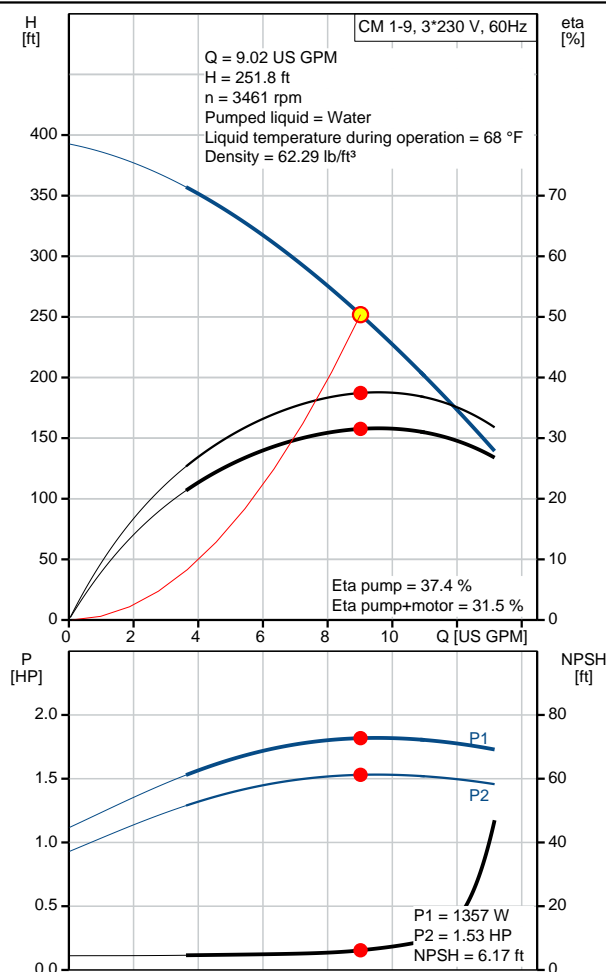
02/04/2020

Qty.	Description
	<div><div>IE efficiency class:</div><div>Rated power - P2:</div><div>Mains frequency:</div><div>Suitable for 50/60 Hz:</div><div>Phases:</div><div>Rated voltage:</div><div>Service factor:</div><div>Rated current:</div><div>Rated speed:</div><div>Enclosure class (IEC 34-5):</div><div>Insulation class (IEC 85):</div><div>Built-in motor protection:</div></div> <div>IE2 / NEMA Energy / NRC</div> <div>1.72 HP</div> <div>60 Hz</div> <div>N</div> <div>3</div> <div>208-230YY/440-480Y V</div> <div>1.00</div> <div>5,1-4,9/2,48-2,46 A</div> <div>3420-3460 rpm</div> <div>IP55</div> <div>F</div> <div>NONE</div>
	<div><div>Others:</div><div>Terminal box position:</div><div>Minimum efficiency index, MEI $\eta_{\%}$:</div><div>Net weight:</div><div>Gross weight:</div><div>Approvals:</div><div>Country of origin:</div><div>Custom tariff no.:</div></div> <div>12</div> <div>0.68</div> <div>39.6 lb</div> <div>45.1 lb</div> <div>CE,CULUS,WRAS,ACS,TR,EAC</div> <div>US</div> <div>8413.70.2040</div>

On request CM 1-9 A-S-G-E-AQQE E-A-A-N 60 Hz



Description	Value
General information:	
Product name:	CM 1-9 A-S-G-E-AQQE E-A-A-N
Product No:	On request
EAN number:	On request
	On request
Technical:	
Pump speed on which pump data are based:	3480 rpm
Actual calculated flow:	9.02 US GPM
Rated flow:	8.98 US GPM
Resulting head of the pump:	251.8 ft
Rated head:	267.9 ft
Impellers:	9
Code for shaft seal:	AQQE
Curve tolerance:	ISO9906:2012 3B
Pump version:	A
Model:	A
Materials:	
Pump housing:	Stainless steel EN 1.4401 AISI 316
Impeller:	Stainless steel EN 1.4401 AISI 316
Material code:	G
Code for rubber:	E
Installation:	
Range of ambient temperature:	-4 .. 131 °F
Maximum operating pressure:	232.06 psi
Max pressure at stated temp:	232 psi / 194 °F 145 psi / 250 °F
Type of connection:	NPT(F)
Size of inlet connection:	1 inch
Size of outlet connection:	1 inch
Outlet position:	12
Connect code:	S
Liquid:	
Pumped liquid:	Water
Liquid temperature range:	-4 .. 248 °F
Selected liquid temperature:	68 °F
Density:	62.29 lb/ft³
Electrical data:	
Motor standard:	NEMA
Frame size:	80B
IE efficiency class:	IE2 / NEMA Energy / NRC
Rated power - P2:	1.72 HP
Mains frequency:	60 Hz
Suitable for 50/60 Hz:	N
Phases:	3
Rated voltage:	208-230YY/440-480Y V
Service factor:	1.00
Rated current:	5,1-4,9/2,48-2,46 A
Rated speed:	3420-3460 rpm
Enclosure class (IEC 34-5):	IP55
Insulation class (IEC 85):	F
Built-in motor protection:	NONE
Controls:	
Frequency converter:	NONE





Company name:

Created by:

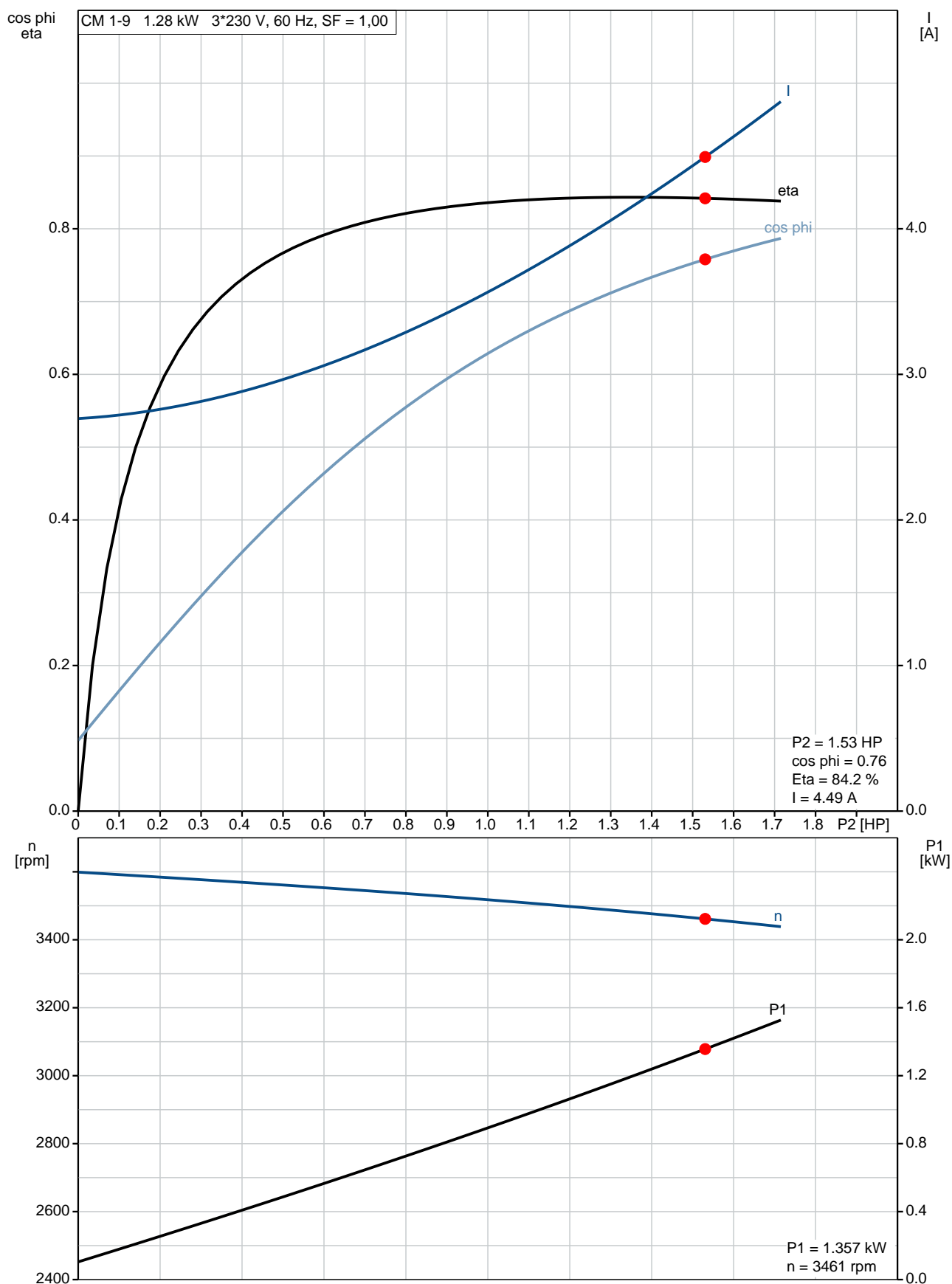
Phone:

Date:

02/04/2020

Description	Value
Others:	
Terminal box position:	12
Minimum efficiency index, MEI %:	0.68
Net weight:	39.6 lb
Gross weight:	45.1 lb
Approvals:	CE,CULUS,WRAS,ACS,TR ,EAC
Country of origin:	US
Custom tariff no.:	8413.70.2040

On request CM 1-9 A-S-G-E-AQQE E-A-A-N 60 Hz



On request CM 1-9 A-S-G-E-AQQE E-A-A-N 60 Hz



WARNING

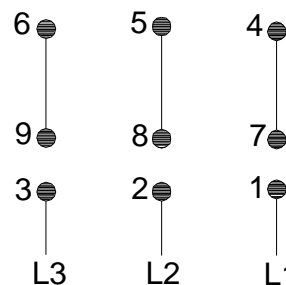
MOTOR MUST BE GROUNDED IN ACCORDANCE WITH THE NATIONAL ELECTRICAL CODE AND LOCAL CODES BY TRAINED PERSONNEL TO PREVENT SERIOUS ELECTRICAL SHOCKS.

TO SERVICE MOTOR, DISCONNECT POWER SOURCE FROM MOTOR AND ANY ACCESSORY DEVICES AND ALLOW MOTOR TO COME TO A COMPLETE STAND STILL.

LOW VOLTAGE 60Hz. 208-230V



HIGH VOLTAGE 60Hz: 460V 50Hz: 400V



96553852

INTERCHANGE ANY TWO LINE
WIRES TO REVERSE ROTATION

THERMOSTAT LEADS
(WHEN PROVIDED)

