

PROJECT: _____	UNIT TAG: _____	QUANTITY: _____
REPRESENTATIVE: _____	TYPE OF SERVICE: _____	DATE: _____
ENGINEER: _____	SUBMITTED BY: _____	DATE: _____
CONTRACTOR: _____	APPROVED BY: _____	DATE: _____
	ORDER NO.: _____	DATE: _____

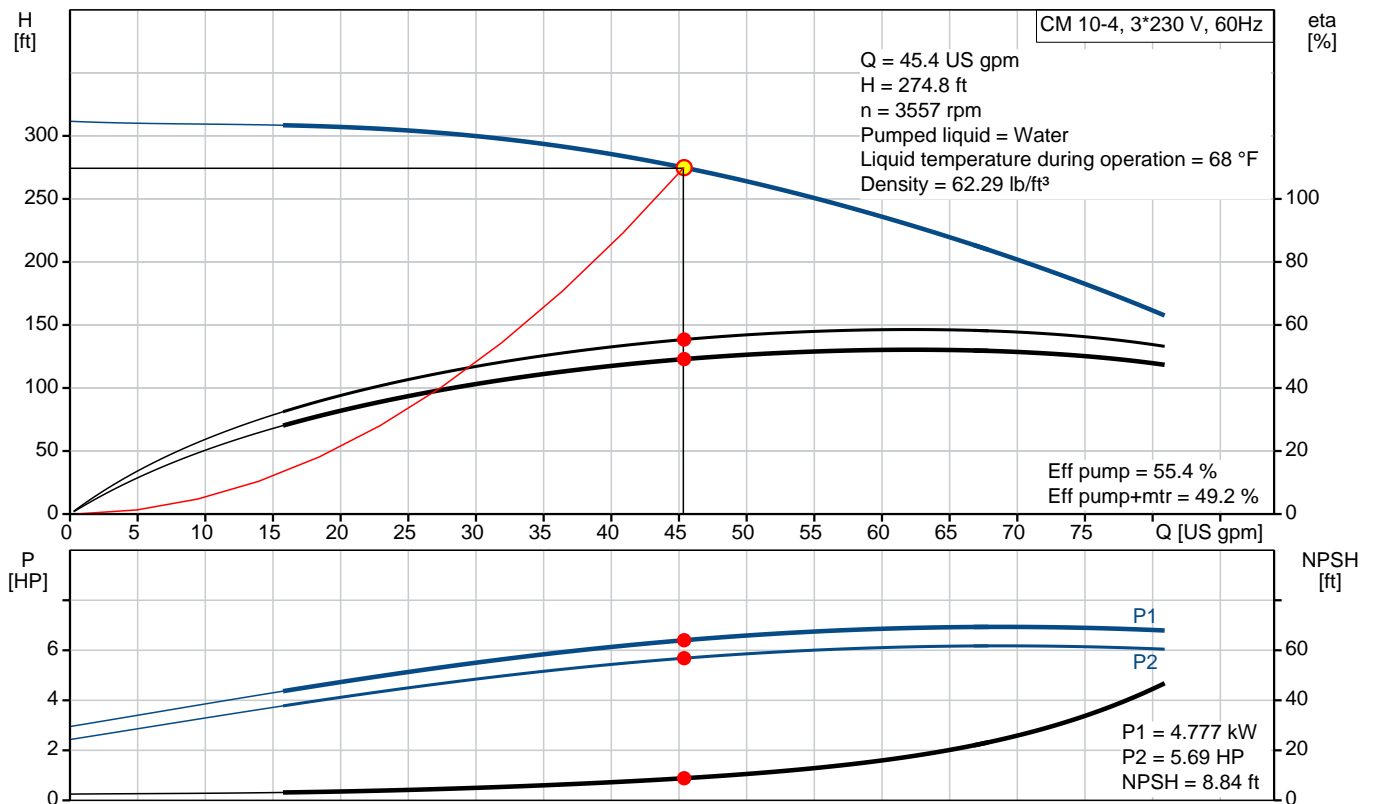
CM 10-4 A-S-G-E-AQQE E-A-A-N

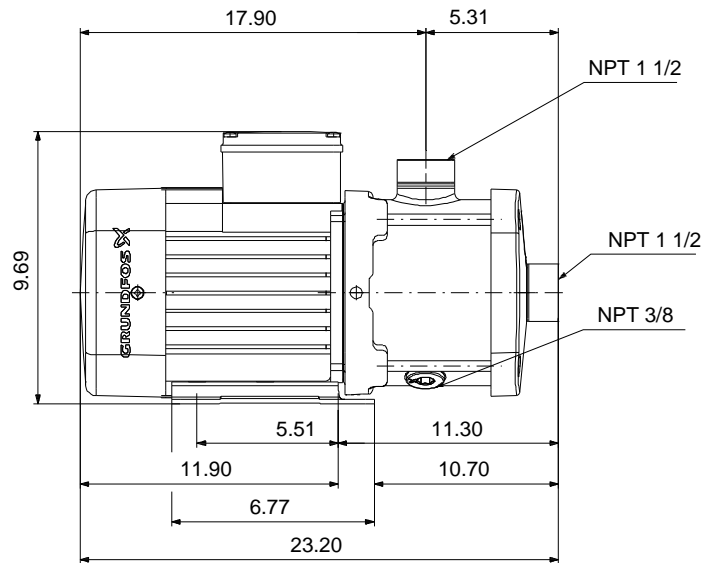
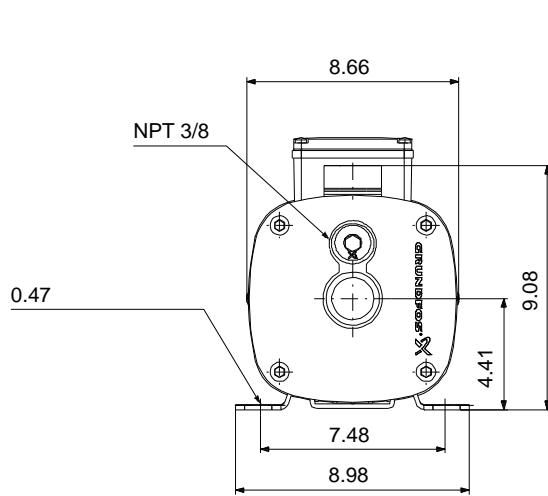


CM are reliable, quiet and compact horizontal end-suction pumps. The modular pump design makes it easy to make customised solutions. The CM pumps are available in cast iron and stainless steel

Product photo could vary from the actual product

Conditions of Service	Pump Data	Motor Data
Flow: 45.4 US gpm	Max pressure at stated temperature: 232 psi / 194 °F	Main frequency: 60 Hz
Head: 274.8 ft	Liquid temperature range: -4 .. 248 °F	Enclosure class: IP55
Efficiency: 49.2 %	Maximum ambient temperature: 131 °F	
Liquid: Water	Shaft seal: AQQE	
Temperature: 68 °F	Product number: On request	
NPSH required: 8.84 ft		
Viscosity: _____		
Specific Gravity: 1.000		






Materials:

Pump housing: Stainless steel
AISI 316

Impeller: Stainless steel
AISI 316
EN 1.4401

Material code: G

Code for rubber: E

Count	Description
1	<p>CM 10-4 A-S-G-E-AQQE E-A-A-N</p>  <p>Product photo could vary from the actual product</p> <p>Product No.: On request</p> <p>Compact, reliable, horizontal, multistage, end-suction centrifugal pump with axial suction port and radial discharge port. Pump materials in contact with the liquid are in high-grade stainless steel. The mechanical shaft seal is a special designed, unbalanced O-ring seal. Pipework connection is via internal NPT pipe threads.</p> <p>The pump is fitted with a 3-phase, foot-mounted, fan-cooled asynchronous motor.</p> <p>Controls:</p> <p>Frequency converter: NONE</p> <p>Liquid:</p> <p>Pumped liquid: Water</p> <p>Liquid temperature range: -4 .. 248 °F</p> <p>Selected liquid temperature: 68 °F</p> <p>Density: 62.29 lb/ft³</p> <p>Technical:</p> <p>Pump speed on which pump data are based: 3480 rpm</p> <p>Actual calculated flow: 45.4 US gpm</p> <p>Rated flow: 52.8 US gpm</p> <p>Resulting head of the pump: 274.8 ft</p> <p>Rated head: 243.1 ft</p> <p>Code for shaft seal: AQQE</p> <p>Curve tolerance: ISO9906:2012 3B</p> <p>Materials:</p> <p>Pump housing: Stainless steel EN 1.4401 AISI 316</p> <p>Impeller: Stainless steel EN 1.4401 AISI 316</p> <p>Installation:</p> <p>Range of ambient temperature: -4 .. 131 °F</p> <p>Maximum operating pressure: 232.06 psi</p> <p>Max pressure at stated temperature: 232 psi / 194 °F 145 psi / 250 °F</p> <p>Type of connection: NPT(F)</p> <p>Size of suction port: 1 1/2 inch</p> <p>Size of outlet port: 1 1/2 inch</p> <p>Outlet position: 12</p> <p>Electrical data:</p>



Company name: PFC Equipment

Created by:

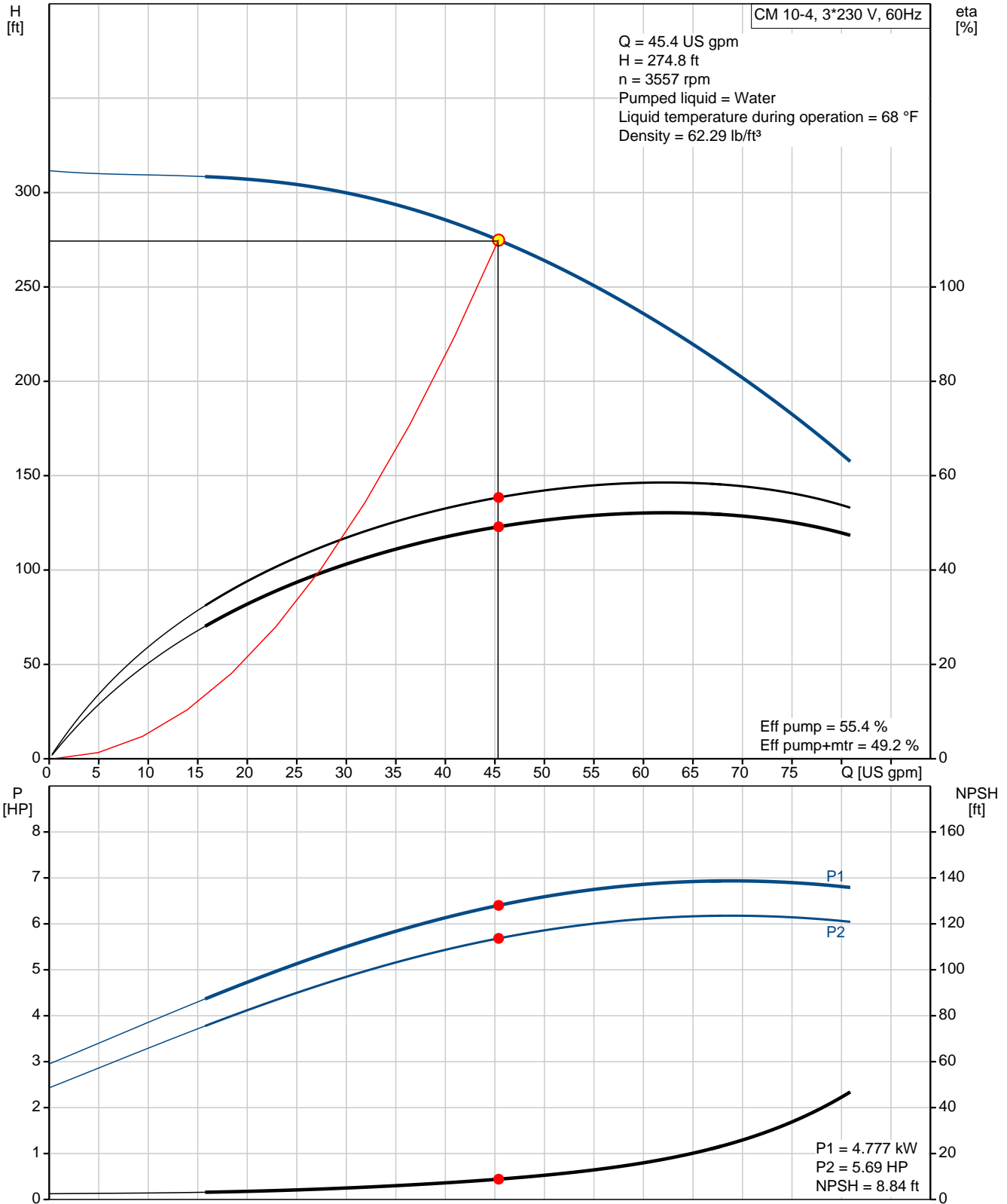
Phone:

Date:

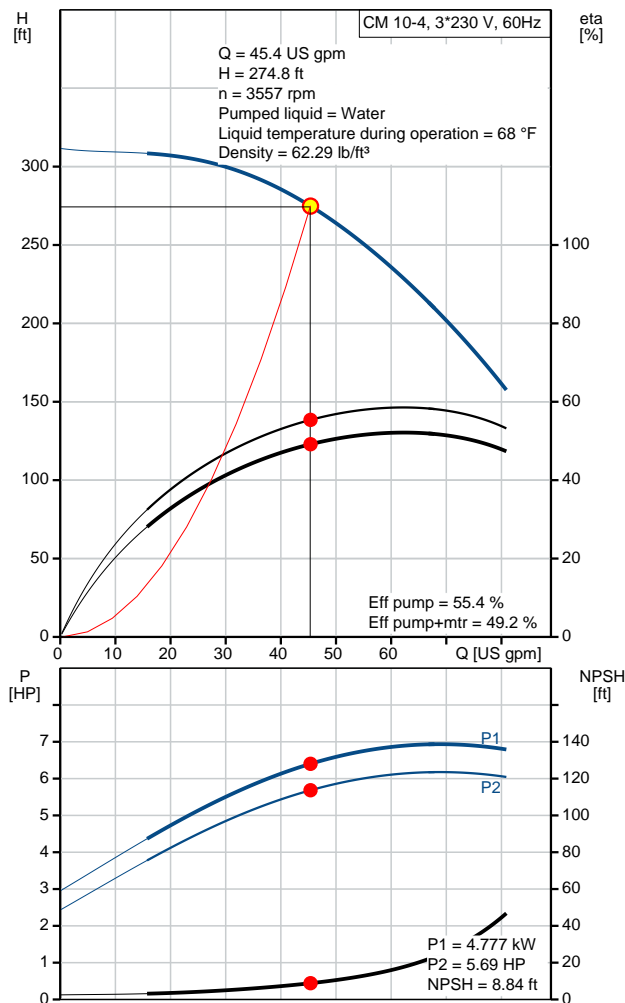
4/6/2020

Count	Description
	<p>Motor standard: NEMA Frame size: 112B IE efficiency class: IE2 / NEMA Energy / NRC Rated power - P2: 8.05 HP Main frequency: 60 Hz Suitable for 50/60 Hz: N Phase: 3 Rated voltage: 208-230YY/440-480Y V Service factor: 1.00 Rated current: 21-20,4/10,5-10,2 A Rated speed: 3520-3540 rpm Enclosure class (IEC 34-5): IP55 Insulation class (IEC 85): F Built-in motor protection: NONE</p> <p>Others: Terminal box position: 12 Minimum efficiency index, MEI $\eta_{\%}$: 0.52 Net weight: 105 lb Gross weight: 110 lb Approvals: CE,CULUS,WRAS,ACS,TR,EAC Country of origin: US Custom tariff no.: 8413.70.2040</p>

On request CM 10-4 A-S-G-E-AQQE E-A-A-N 60 Hz



Description	Value
General information:	
Product name:	CM 10-4 A-S-G-E-AQQE E-A-A-N
Product No.:	On request
EAN:	On request
	On request
Technical:	
Pump speed on which pump data are based:	3480 rpm
Actual calculated flow:	45.4 US gpm
Rated flow:	52.8 US gpm
Resulting head of the pump:	274.8 ft
Rated head:	243.1 ft
Impellers:	4
Code for shaft seal:	AQQE
Curve tolerance:	ISO9906:2012 3B
Pump version:	A
Model:	A
Materials:	
Pump housing:	Stainless steel
	EN 1.4401
	AISI 316
Impeller:	Stainless steel
	EN 1.4401
	AISI 316
Material code:	G
Code for rubber:	E
Installation:	
Range of ambient temperature:	-4 .. 131 °F
Maximum operating pressure:	232.06 psi
Max pressure at stated temperature:	232 psi / 194 °F
	145 psi / 250 °F
Type of connection:	NPT(F)
Size of suction port:	1 1/2 inch
Size of outlet port:	1 1/2 inch
Outlet position:	12
Connect code:	S
Liquid:	
Pumped liquid:	Water
Liquid temperature range:	-4 .. 248 °F
Selected liquid temperature:	68 °F
Density:	62.29 lb/ft³
Electrical data:	
Motor standard:	NEMA
Frame size:	112B
IE efficiency class:	IE2 / NEMA Energy / NRC
Rated power - P2:	8.05 HP
Main frequency:	60 Hz
Suitable for 50/60 Hz:	N
Phase:	3
Rated voltage:	208-230YY/440-480Y V
Service factor:	1.00
Rated current:	21-20,4/10,5-10,2 A
Rated speed:	3520-3540 rpm





Company name: PFC Equipment

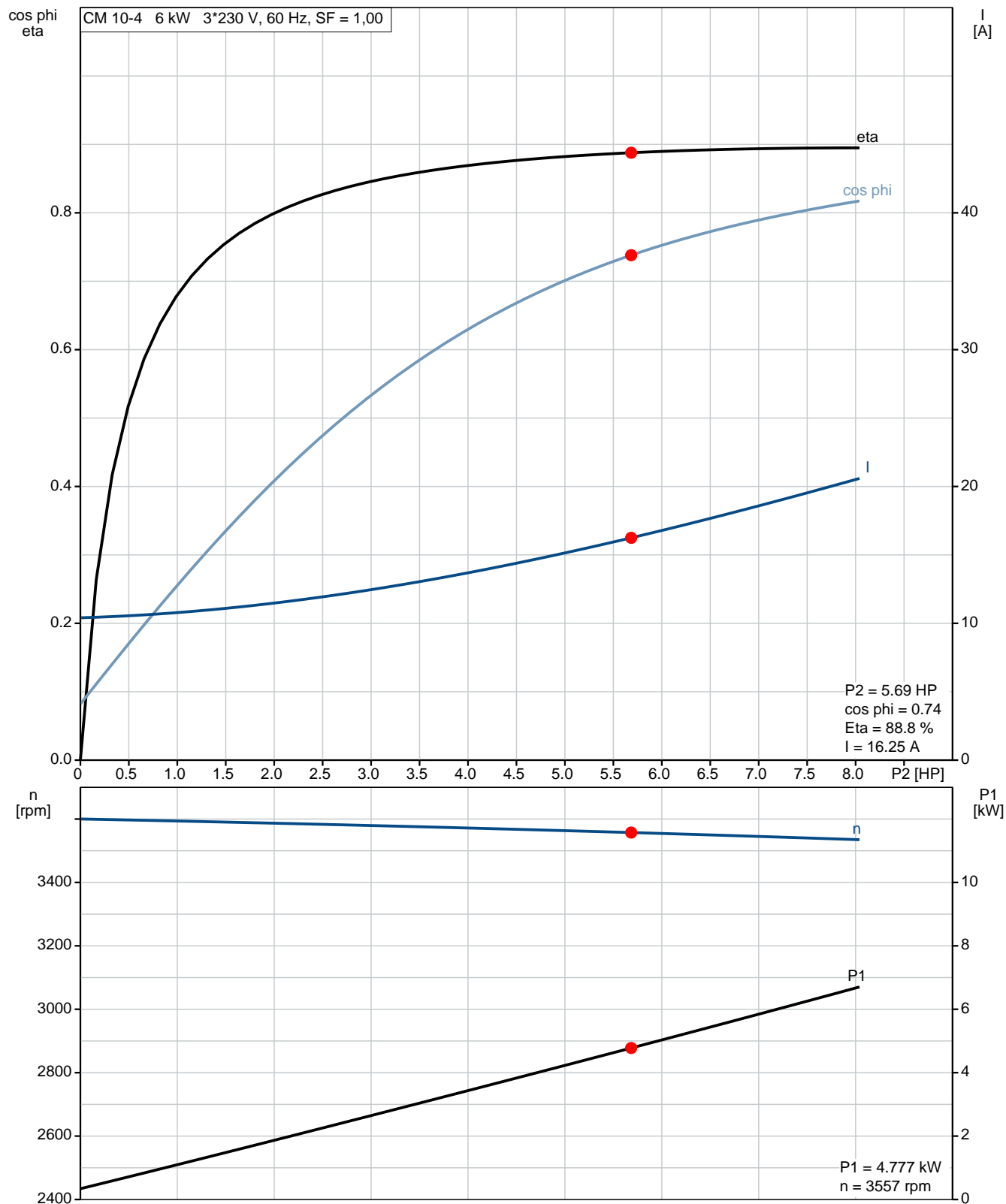
Created by:

Phone:

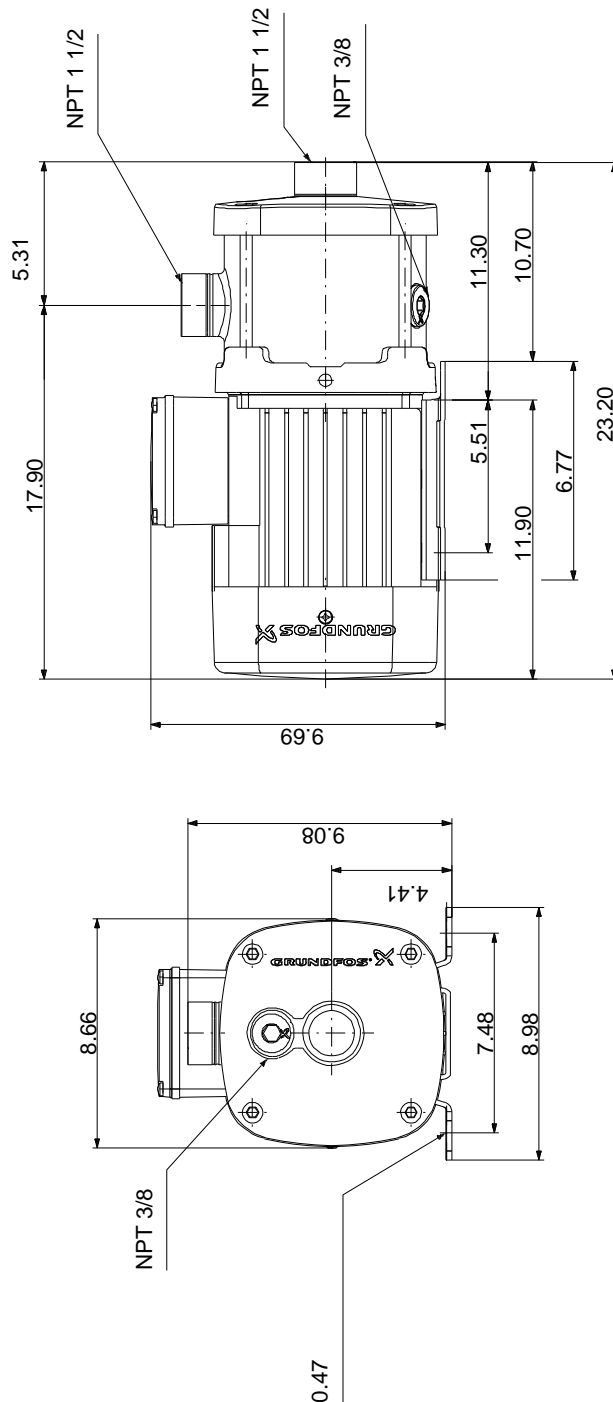
Date: 4/6/2020

Description	Value
Enclosure class (IEC 34-5):	IP55
Insulation class (IEC 85):	F
Built-in motor protection:	NONE
Controls:	
Frequency converter:	NONE
Others:	
Terminal box position:	12
Minimum efficiency index, MEI â%¥:	0.52
Net weight:	105 lb
Gross weight:	110 lb
Approvals:	CE,CULUS,WRAS,ACS,TR, EAC
Country of origin:	US
Custom tariff no.:	8413.70.2040

On request CM 10-4 A-S-G-E-AQQE E-A-A-N 60 Hz



On request CM 10-4 A-S-G-E-AQQE E-A-A-N 60 Hz



Note! All units are in [in] unless otherwise stated.
Disclaimer: This simplified dimensional drawing does not show all details.

On request CM 10-4 A-S-G-E-AQQE E-A-A-N 60 Hz

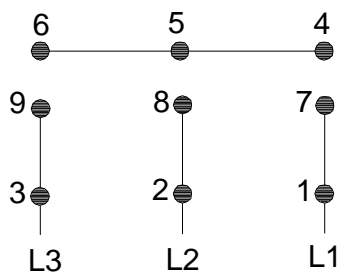


WARNING

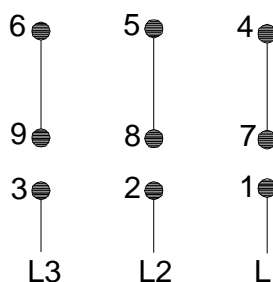
MOTOR MUST BE GROUNDED IN ACCORDANCE WITH THE NATIONAL ELECTRICAL CODE AND LOCAL CODES BY TRAINED PERSONNEL TO PREVENT SERIOUS ELECTRICAL SHOCKS.

TO SERVICE MOTOR, DISCONNECT POWER SOURCE FROM MOTOR AND ANY ACCESSORY DEVICES AND ALLOW MOTOR TO COME TO A COMPLETE STAND STILL.

LOW VOLTAGE 60Hz. 208-230V



HIGH VOLTAGE 60Hz: 460V 50Hz: 400V



96553852

INTERCHANGE ANY TWO LINE

WIRES TO REVERSE ROTATION

THERMOSTAT LEADS

(WHEN PROVIDED)

