

PROJECT: _____	UNIT TAG: _____	QUANTITY: _____
REPRESENTATIVE: _____	TYPE OF SERVICE: _____	DATE: _____
ENGINEER: _____	SUBMITTED BY: _____	DATE: _____
CONTRACTOR: _____	APPROVED BY: _____	DATE: _____
	ORDER NO.: _____	DATE: _____

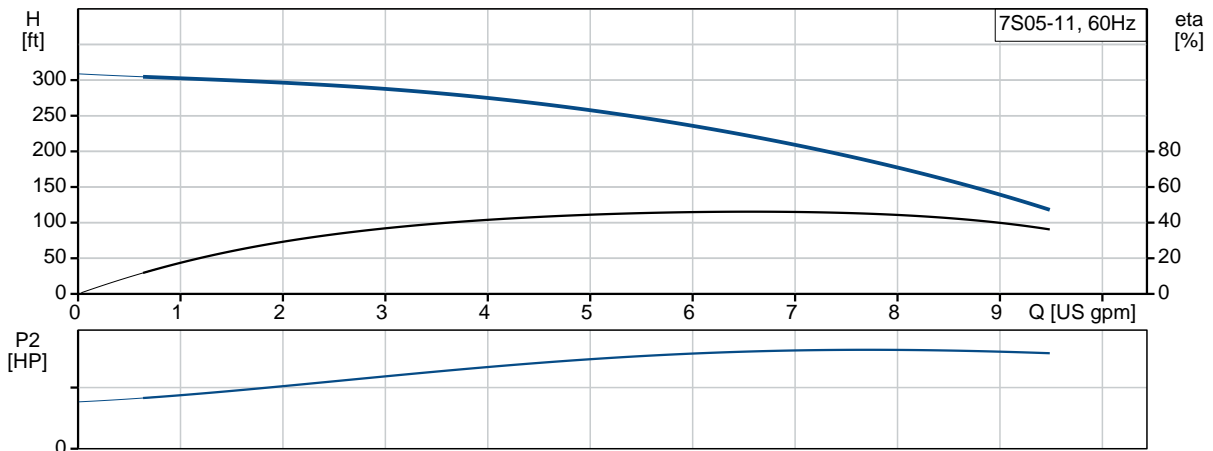


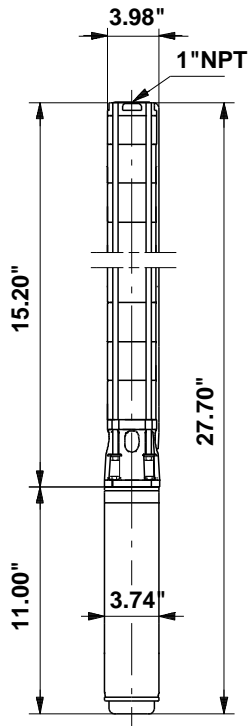
7S05-11

Submersible pumps in stainless steel. EN 1.4301 (AISI 304). EN 1.4401 (AISI 316). EN 1.4539 (AISI 904L).
 Typical application: Ground water, Irrigation, Mining, Fountain, Off-shore etc.

Product photo could vary from the actual product


Conditions of Service	Pump Data	Motor Data
Flow: _____	Approvals: CE,EAC,CSACOMP,UR	Rated power - P2: 0.5 HP
Head: _____	Product number: 3019211	Rated voltage: 115 V
Efficiency: _____		Main frequency: 60 Hz
Liquid: Water		Enclosure class: IP68
Temperature: 68 °F		Insulation class: B
NPSH required: ft		Motor protection: CONTACT
Viscosity: _____		Thermal protection: internal
Specific Gravity: 1.000		Motor type: MS402





Materials:

- Pump: Stainless steel
EN 1.4301
AISI 304
- Impeller: Stainless steel
EN 1.4301
AISI 304
- Motor: Stainless steel
DIN W.-Nr. 1.4301
AISI 304

Count	Description																										
1	<p data-bbox="298 415 391 443">7S05-11</p> <div data-bbox="446 451 532 926" style="text-align: center;">  </div> <p data-bbox="686 909 1138 932" style="text-align: center;">Product photo could vary from the actual product</p> <p data-bbox="298 940 545 968">Product No.: 3019211</p> <p data-bbox="298 972 899 1087">Multi-stage submersible pump for raw water supply, groundwater lowering and pressure boosting. The pump is suitable for pumping clean, thin, non-aggressive liquids without solid particles or fibers.</p> <p data-bbox="298 1119 834 1234">The pump is made entirely of Stainless steel DIN W.-Nr. EN 1.4301 and suitable for horizontal and vertical installation. The pump is fitted with a built-in non-return valve.</p> <p data-bbox="298 1266 834 1352">The motor is a 1-phase motor of the canned type with a sand shield, liquid-lubricated bearings and pressure-equalizing diaphragm.</p> <p data-bbox="298 1383 383 1411">Liquid:</p> <table data-bbox="298 1415 805 1560"> <tr> <td>Pumped liquid:</td> <td>Water</td> </tr> <tr> <td>Maximum liquid temperature:</td> <td>140 °F</td> </tr> <tr> <td>Max liquid temperature at 0.15 m/sec:</td> <td>104 °F</td> </tr> <tr> <td>Selected liquid temperature:</td> <td>68 °F</td> </tr> <tr> <td>Density:</td> <td>62.29 lb/ft³</td> </tr> </table> <p data-bbox="298 1591 423 1619">Technical:</p> <table data-bbox="298 1623 924 1856"> <tr> <td>Pump speed on which pump data is based:</td> <td>3450 rpm</td> </tr> <tr> <td>Rated flow:</td> <td>8.81 US gpm</td> </tr> <tr> <td>Rated head:</td> <td>210 ft</td> </tr> <tr> <td>Shaft seal for motor:</td> <td>LIPSEAL</td> </tr> <tr> <td>Approvals on nameplate:</td> <td>CE,EAC,CSACOMP,UR</td> </tr> <tr> <td>Curve tolerance:</td> <td>ISO9906:2012 3B</td> </tr> <tr> <td>Motor version:</td> <td>T40</td> </tr> <tr> <td>Specification for shaft end:</td> <td>SPLINE</td> </tr> </table>	Pumped liquid:	Water	Maximum liquid temperature:	140 °F	Max liquid temperature at 0.15 m/sec:	104 °F	Selected liquid temperature:	68 °F	Density:	62.29 lb/ft ³	Pump speed on which pump data is based:	3450 rpm	Rated flow:	8.81 US gpm	Rated head:	210 ft	Shaft seal for motor:	LIPSEAL	Approvals on nameplate:	CE,EAC,CSACOMP,UR	Curve tolerance:	ISO9906:2012 3B	Motor version:	T40	Specification for shaft end:	SPLINE
Pumped liquid:	Water																										
Maximum liquid temperature:	140 °F																										
Max liquid temperature at 0.15 m/sec:	104 °F																										
Selected liquid temperature:	68 °F																										
Density:	62.29 lb/ft ³																										
Pump speed on which pump data is based:	3450 rpm																										
Rated flow:	8.81 US gpm																										
Rated head:	210 ft																										
Shaft seal for motor:	LIPSEAL																										
Approvals on nameplate:	CE,EAC,CSACOMP,UR																										
Curve tolerance:	ISO9906:2012 3B																										
Motor version:	T40																										
Specification for shaft end:	SPLINE																										



Company name:

Created by:

Phone:

Date:

5/21/2020

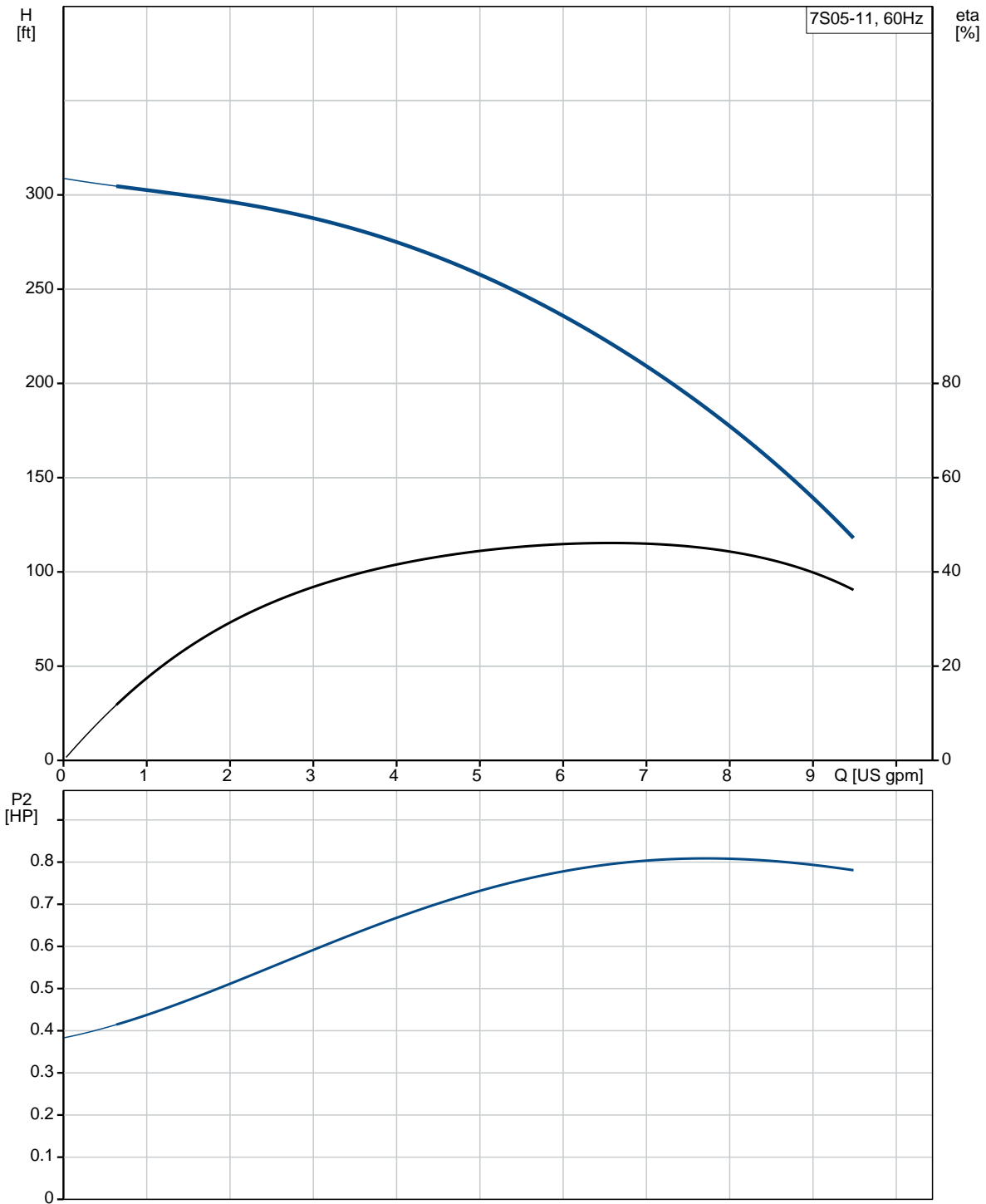
Count	Description
	Materials:
	Pump: Stainless steel EN 1.4301 AISI 304
	Impeller: Stainless steel EN 1.4301 AISI 304
	Motor: Stainless steel DIN W.-Nr. 1.4301 AISI 304
	Installation:
	Maximum ambient pressure: 217.56 psi
	Pump outlet: 1"NPT
	Motor diameter: 4 inch
	Electrical data:
	Motor type: MS402
	Type of motor: RSIR
	Rated power - P2: 0.5 HP
	Power (P2) required by pump: 0.5 HP
	Main frequency: 60 Hz
	Rated voltage: 1 x 115 V
	Service factor: 1.60
	Rated current: 12 A
	Starting current: 690 %
	Cos phi - power factor: 0.72
	Rated speed: 3450 rpm
	Start. method: direct-on-line
	Enclosure class (IEC 34-5): IP68
	Insulation class (IEC 85): B
	Built-in temperature transmitter: No
	Motor Number: 79922102
	Others:
	ErP status: EuP Standalone/Prod.
	Net weight: 29.8 lb
	Gross weight: 33.1 lb
	Shipping volume: 352 ft ³
	Country of origin: US
	Custom tariff no.: 8413.70.2004



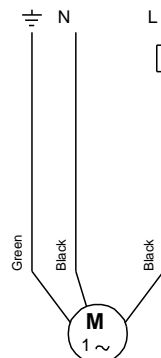
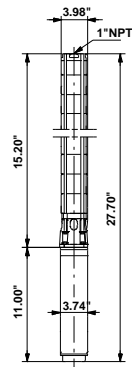
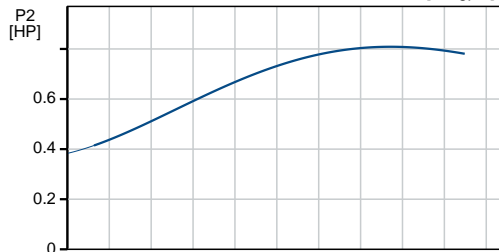
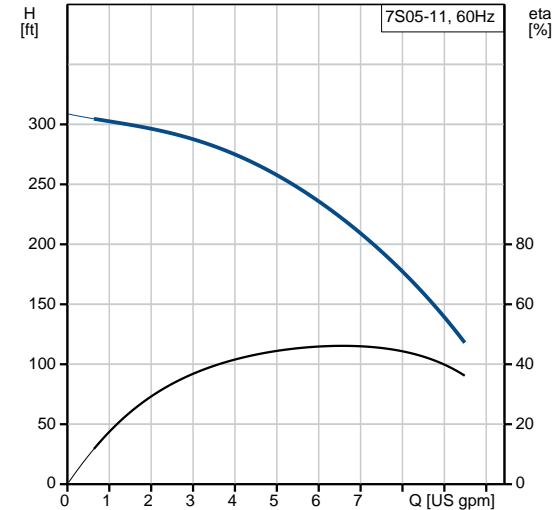
Company name:
Created by:
Phone:

Date: 5/21/2020

3019211 7S05-11 60 Hz



Description	Value
General information:	
Product name:	7S05-11
Product No.:	3019211
EAN:	5700394419550
	5700394419550
Technical:	
Pump speed on which pump data is based:	3450 rpm
Rated flow:	8.81 US gpm
Rated head:	210 ft
Stages:	11
Impeller reduc.:	NONE
Shaft seal for motor:	LIPSEAL
Approvals on nameplate:	CE,EAC,CSACOMP, UR
Curve tolerance:	ISO9906:2012 3B
Pump Number:	03010011
Model:	A
Valve:	YES
Motor version:	T40
Specification for shaft end:	SPLINE
Materials:	
Pump:	Stainless steel EN 1.4301 AISI 304
Impeller:	Stainless steel EN 1.4301 AISI 304
Motor:	Stainless steel DIN W.-Nr. 1.4301 AISI 304
Installation:	
Maximum ambient pressure:	217.56 psi
Pump outlet:	1"NPT
Motor diameter:	4 inch
Liquid:	
Pumped liquid:	Water
Maximum liquid temperature:	140 °F
Max liquid temperature at 0.15 m/sec:	104 °F
Selected liquid temperature:	68 °F
Density:	62.29 lb/ft³
Electrical data:	
Motor type:	MS402
Type of motor:	RSIR
Applic. motor:	GRUNDFOS
Rated power - P2:	0.5 HP
Power (P2) required by pump:	0.5 HP
KVA code:	R





Company name:

Created by:

Phone:

Date:

5/21/2020

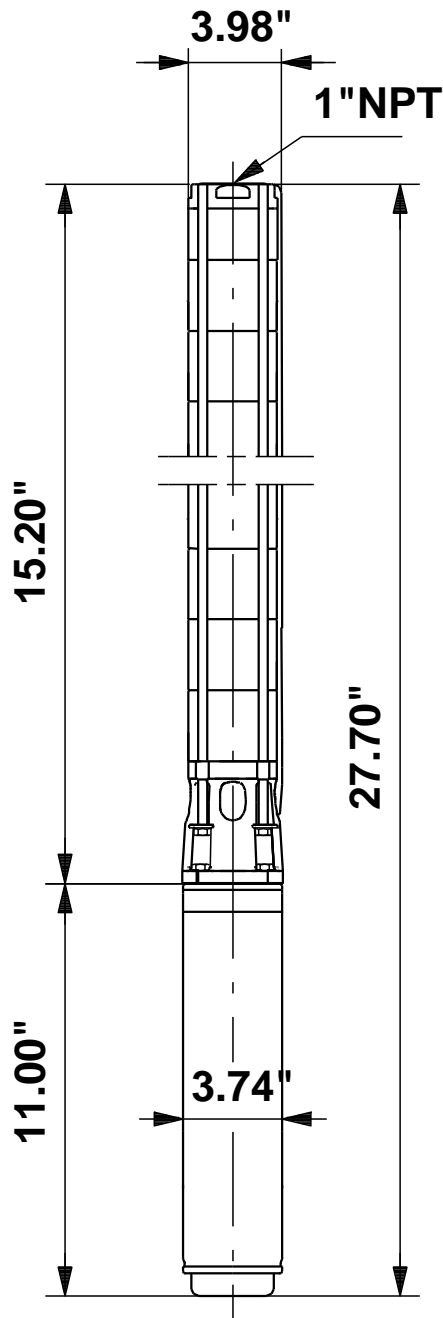
Description	Value
Main frequency:	60 Hz
Rated voltage:	1 x 115 V
Service factor:	1.60
Rated current:	12 A
Starting current:	690 %
Cos phi - power factor:	0.72
Rated speed:	3450 rpm
Axial load max:	772 lb
Start. method:	direct-on-line
Enclosure class (IEC 34-5):	IP68
Insulation class (IEC 85):	B
Motor protection:	CONTACT
Thermal protec:	internal
Built-in temperature transmitter:	No
Motor Number:	79922102
Others:	
ErP status:	EuP Standalone/Prod.
Net weight:	29.8 lb
Gross weight:	33.1 lb
Shipping volume:	352 ft ³
Sales region:	Namreg
Country of origin:	US
Custom tariff no.:	8413.70.2004



Company name:
Created by:
Phone:

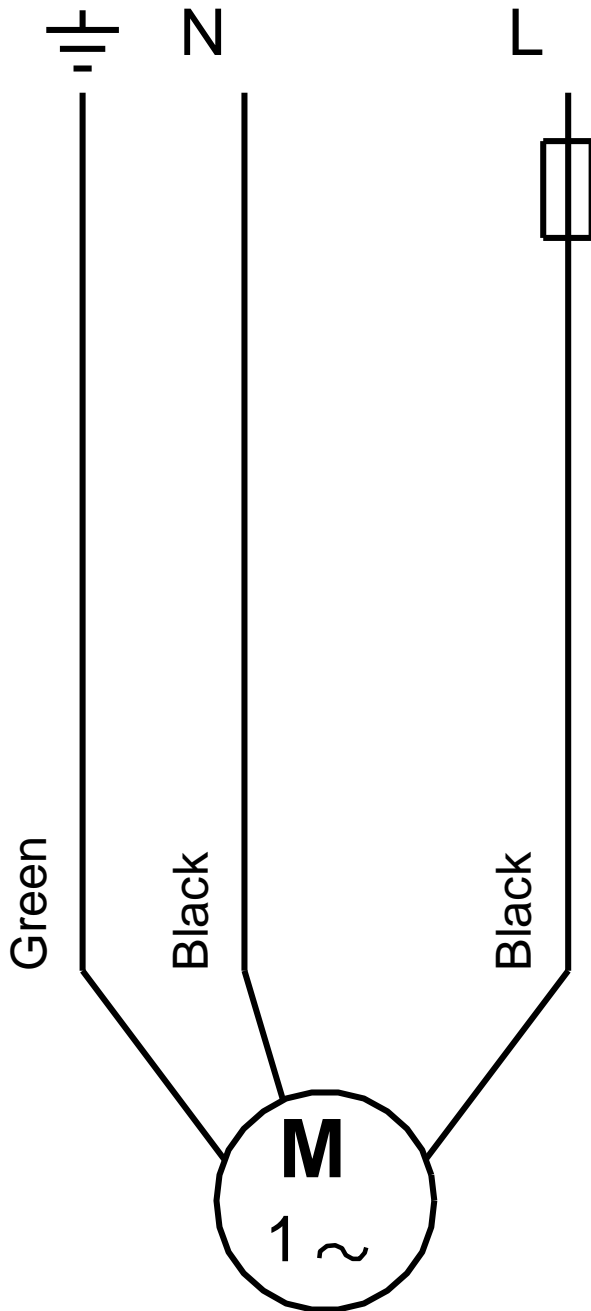
Date: 5/21/2020

3019211 7S05-11 60 Hz



Note! All units are in [in] unless otherwise stated.
Disclaimer: This simplified dimensional drawing does not show all details.

3019211 7S05-11 60 Hz



All units are [in] unless otherwise presented.