



Customer	Date	02.06.2020
Contact	Project	
Phone number	Project no.	
Email		

16A1M9G0

Operating data

Pump type	Fluid	Water
No. of pumps / Reserve	Operating temperature t A	°F 39.2
Nominal flow US g.p.m.	pH-value at t A	7
Nominal head ft	Density at t A	lb/ft³ 62.4
Static head ft	Kin. viscosity at t A	ft²/s 1.689E-5
Inlet pressure psi	Vapor pressure at t A	psi 14.5
Environmental temperature °F	Solids	0
Available system NPSH ft	Altitude	ft 0

Pump data

Make	Goulds Water Technology	Nominal	US g.p.m.	()
Speed	rpm 3600	Flow	Max-	US g.p.m. 562.7
No. of stages	1		Min-	US g.p.m.
Max. casing pressure	psi		Nominal	ft
Max. working pressure	psi 54.2	Head	at Qmax	ft 38.1
Head H(Q=0)	ft 130		at Qmin	ft 125
Weight	lb 424	Shaft power	hp	()
	Max. inch 8 1/16	Max. shaft power	hp 14.8	
Impeller R	designed inch 5 1/2	Efficiency	%	
	Min. inch 4 5/8	NPSH 3%	ft	

Shaft Seal

Type 21	Xylem
Car/Cer/Buna (Std.) [Max Temp. 212°F/100°C]	
Rotary	Carbon
Stationary	Ceramic
Elastomers	Buna-N
Metal Parts	316 SS
Application	General Use, Clean Water to 212°F/100°C, Non-Fluctuating Temp

Motor data

Specific design	3ph TEPE	Speed	3500 rpm	Insulation class	F
Electric voltage	230 V	Frame size	215JM	Colour	RAL 5010
Type	230/460V 215JM (C13A32F5BE2S)	Degree of protection	IP 55		
Rated power	15 hp	Electric current	34 A		

Remarks:

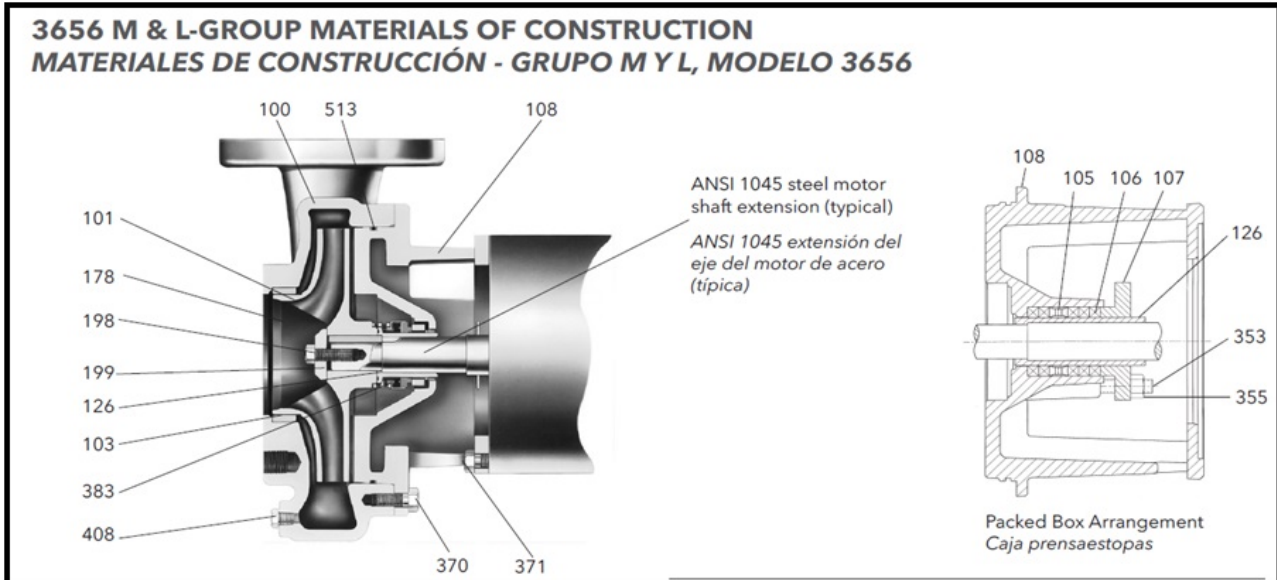


Customer	Date	02.06.2020
Contact	Project	
Phone number	Project no.	
Email		

16A11M9G0

Pump Materials

100 - Casing	Gray cast iron ASTM A48 CL20B
101 - Impeller	Gray cast iron ASTM A48 CL20B
103 - Casing wear ring	Gray cast iron ASTM A48 CL20B
108 - Adapter	Gray cast iron ASTM A48 CL20B
178 - Impeller key	Carbon Steel
184 - Seal housing (One piece with adapter)	Gray cast iron ASTM A48 CL20B
198 - Impeller bolt	AISI Type 300 series stainless steel
199 - Impeller washer	AISI Type 300 series stainless steel
370 - Hex head cap screw (adapter to case)	Steel SAE 1200 Grade 5
371 - Hex head cap screw (adapter to motor)	Steel SAE 1200 Grade 5
383 - Mechanical seal	See seal chart
408 - Pipe plug 1/4" or 3/8"	Steel
513 - O-ring	BUNA-N



Remarks:



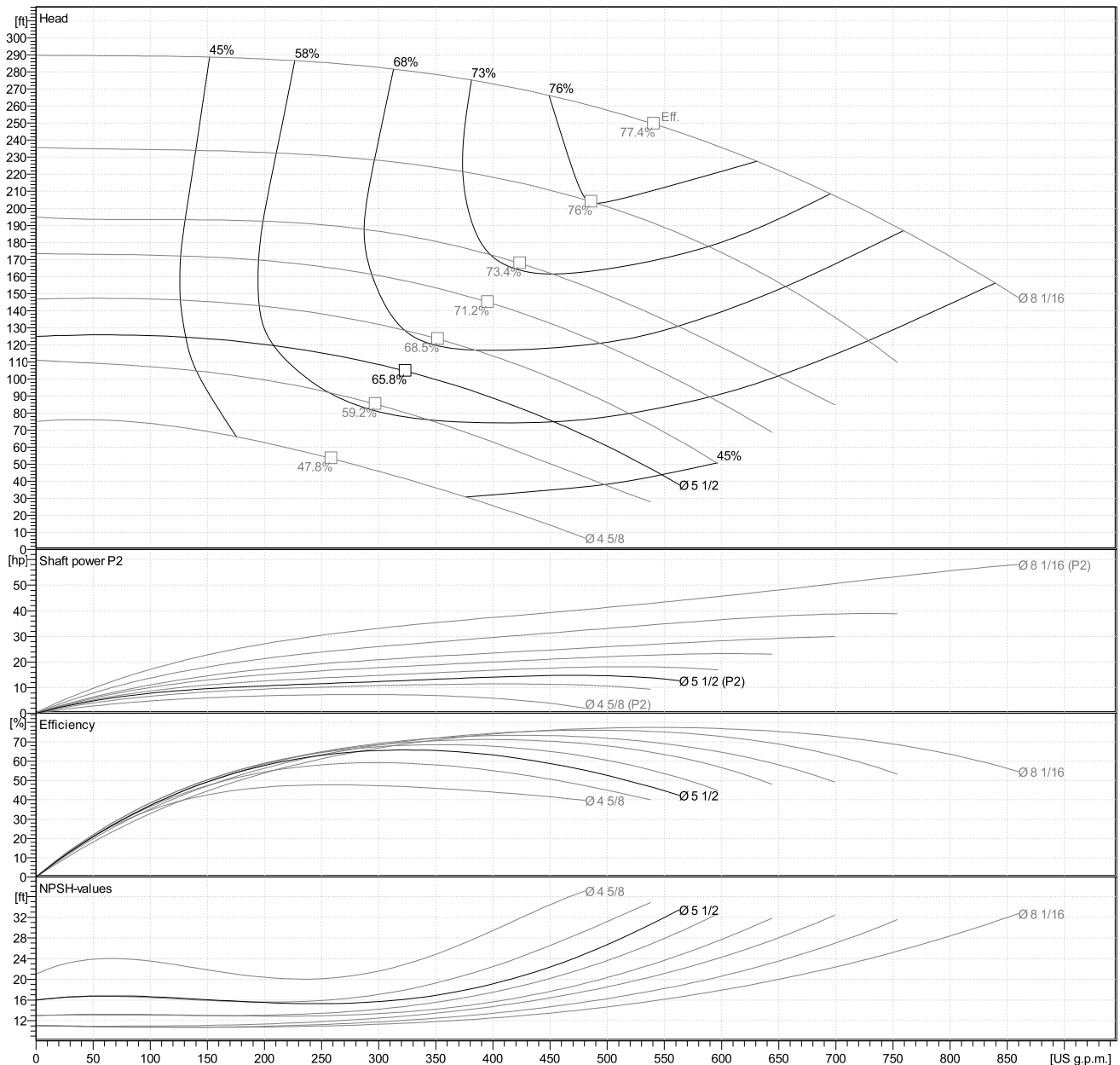
Customer	Date	02.06.2020
Contact	Project	
Phone number	Project no.	
Email		

16A1M9G0

Hydraulic Data

Operating Data Specification		Hydraulic data (duty point)		Impeller design	
Flow	0 US g.p.m.	Flow		Impeller R	5 1/2"
Head	0 ft	Head		Frequency	60 Hz
Static head	0 ft			Speed	3600 rpm

Power data referred to:
 Water [100%] ; 39.2°F; 62.4lb/ft³; 1.69E-5ft²/s
 Performance according to ISO 9906:2012 – Grade 3B

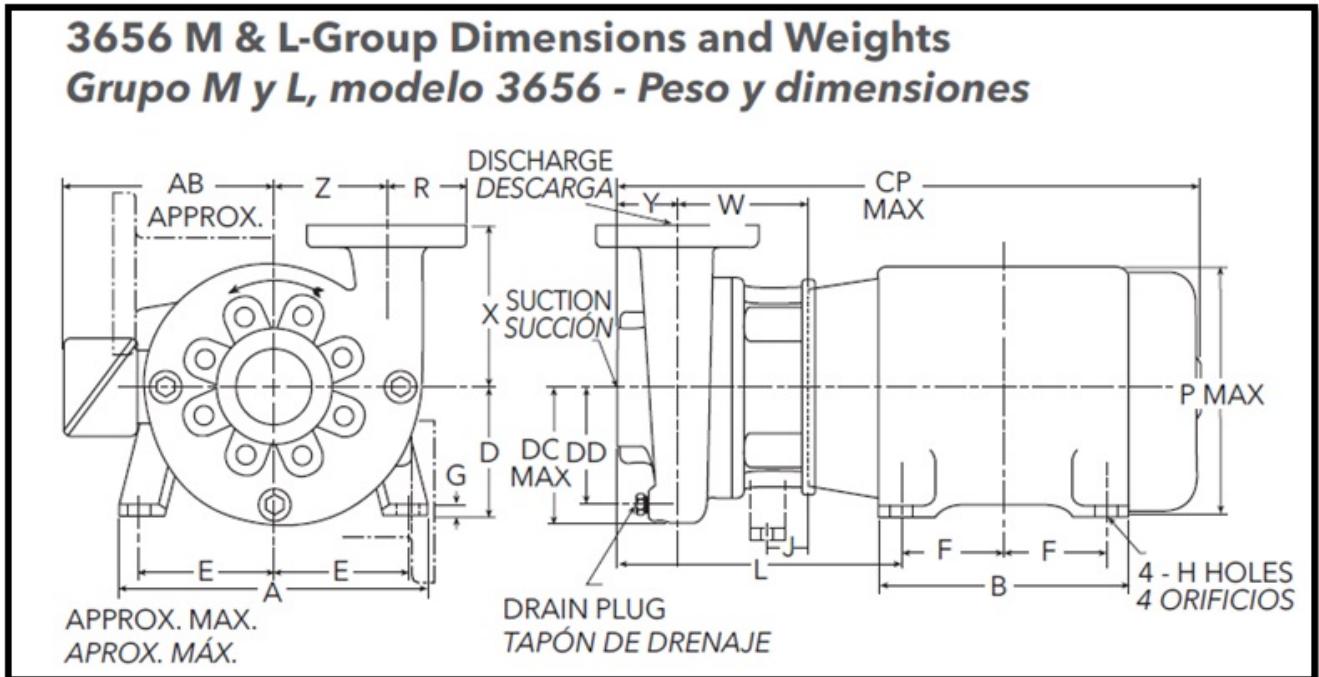




Customer	Date	02.06.2020
Contact	Project	
Phone number	Project no.	
Email		

16A11M9G0

Drawing



Dimensions inch

A	9 ³ / ₄	H	7 ⁷ / ₁₆	Z	5 ⁵ / ₈	Weight 423.71 lb
AB Max.	9 ⁵ / ₈	L	12 ¹³ / ₁₆			
B	9 ⁹ / ₁₆	NPT Drain	1 ¹ / ₄			
D	5 ¹ / ₄	P Max.	11 ¹ / ₄			
DD	5 ³ / ₈	R	3 ³ / ₄			
Discharge	3	Suction	4			
E	4 ¹ / ₄	W	5 ⁵ / ₁₆			
F	3 ¹ / ₂	X	7			
G	5 ⁵ / ₈	Y	3			