

PROJECT:	_____	UNIT TAG:	_____	QUANTITY:	_____
REPRESENTATIVE:	_____	TYPE OF SERVICE:	_____	DATE:	_____
ENGINEER:	_____	SUBMITTED BY:	_____	DATE:	_____
CONTRACTOR:	_____	APPROVED BY:	_____	DATE:	_____
		ORDER NO.:	_____	DATE:	_____

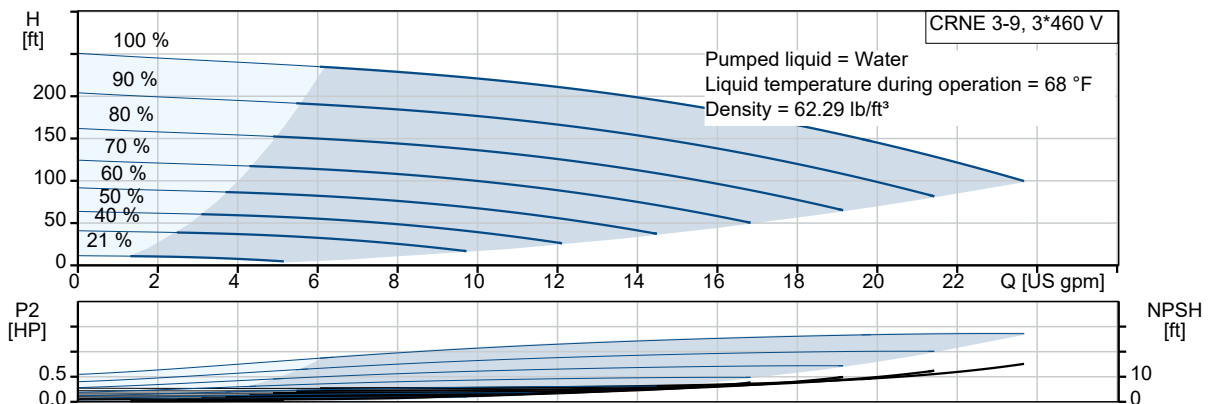


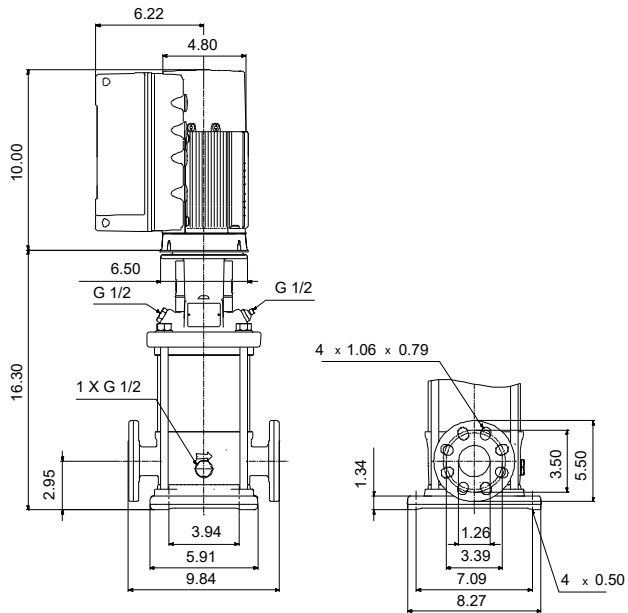
### CRNE 3-9 N-FGJ-A-E-HQQE

Vertical, multistage centrifugal pump with integrated frequency converter. Pump materials in contact with the liquid are in stainless steel (EN 1.4301)

Product photo could vary from the actual product


Conditions of Service	Pump Data	Motor Data
Efficiency: _____	Max pressure at stated temperature: 363 psi / 250 °F	Rated power - P2: 1.5 HP
Liquid: Water	Liquid temperature range: -4 .. 248 °F	Rated voltage: 440-480 V
Temperature: 68 °F	Maximum ambient temperature: 122 °F	Main frequency: 60 Hz
NPSH required: ft	Approvals: CURUS, NSF/ANSI 61	Enclosure class: IP55
Specific Gravity: 1.000	Shaft seal: HQQE	Insulation class: F
	Product number: 99340849	Motor protection: ELEC
		Motor type: 80B
		Eff. 1/1: 89.6 %





**Materials:**

Base: Stainless steel  
 Base: EN 1.4408  
 Base: AISI 316  
 Impeller: Stainless steel  
 Impeller: AISI 316  
 Impeller: EN 1.4401  
 Material code: A  
 Code for rubber: E

Count	Description
1	<p><b>CRNE 3-9 N-FGJ-A-E-HQQE</b></p>  <p>Product No.: <a href="#">99340849</a></p> <p>Vertical, multistage centrifugal pump with inlet and outlet ports on same the level (inline). Pump materials in contact with the liquid are in high-grade stainless steel. A cartridge shaft seal ensures high reliability, safe handling, and easy access and service. Power transmission is via a rigid split coupling. Pipe connection is via combined DIN-ANSI-JIS flanges.</p> <p>The pump is fitted with a 3-phase, fan-cooled, permanent-magnet, synchronous motor. The motor efficiency is classified as IE5 in accordance with IEC 60034-30-2. The motor includes a frequency converter and PI controller in the motor terminal box. This enables continuously variable control of the motor speed, which again enables adaptation of the performance to a given requirement. The operating panel on the motor terminal box features a four-inch TFT display, push-buttons and the Grundfos Eye indicator.</p> <p>The display gives an intuitive and user-friendly interface to all functions. The push-buttons are used to navigate through the menu structure to access pump and performance data on site and enable setting of required setpoint as well as setting of pump to "Min." or "Max." operation or to "Stop".</p> <p>Communication with the pump is also possible by means of Grundfos GO Remote (accessory). The remote control enables further settings as well as reading out of a number of parameters such as "Actual value", "Speed", "Power input" and total "Power consumption".</p> <p>The Grundfos Eye indicator on the operating panel provides visual indication of pump status:</p> <ul style="list-style-type: none"> <li>• "Power on": Motor is running (rotating green indicator lights) or not running (permanently green indicator lights)</li> <li>• "Warning": Motor is still running (rotating yellow indicator lights) or has stopped (permanently yellow indicator lights)</li> <li>• "Alarm": Motor has stopped (flashing red indicator lights).</li> </ul> <p>The terminal box has a number of inputs and outputs enabling the motor to be used in advanced applications where many inputs and outputs are required:</p> <ul style="list-style-type: none"> <li>• two dedicated digital inputs</li> <li>• three analog inputs, 0(4)-20 mA, 0-5 V, 0-10 V, 0.5 - 3.5 V; the factory-fitted pressure sensor is connected to one of these inputs</li> <li>• 5 V voltage supply to potentiometer and sensor</li> <li>• one analog output, 0-10 V, 0(4)-20 mA</li> <li>• two configurable digital inputs or open-collector outputs</li> <li>• two Pt100/Pt1000 inputs</li> </ul>



Company name:

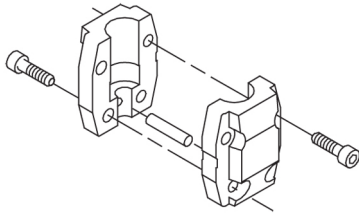
Created by:

Phone:

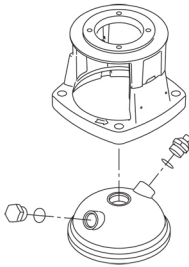
Date:

4/5/2021

Count	Description
	<ul style="list-style-type: none"><li>• LiqTec, dry-running protection sensor input</li><li>• Grundfos Digital Sensor input and output</li><li>• 24 V voltage supply for sensors</li><li>• two signal-relay outputs (potential-free contacts)</li><li>• GENIbus connection</li><li>• interface for Grundfos CIM fieldbus module.</li></ul> <p><b>Further product details</b></p> <p>The pump is equipped with a pressure sensor registering pump outlet pressure and enabling controlled pump operation based on constant pressure.</p> <p>The operating panel on the motor terminal box features a four-inch TFT display, push-buttons and the Grundfos Eye indicator.</p> <p>The display gives an intuitive and user-friendly interface to all functions.</p> <p>The push-buttons are used to navigate through the menu structure to access pump and performance data on site and enable setting of required setpoint as well as setting of pump to "Min." or "Max." operation or to "Stop".</p> <p>Communication with the pump is also possible by means of Grundfos GO Remote (accessory). The remote control enables further settings as well as reading out of a number of parameters such as "Actual value", "Speed", "Power input" and total "Power consumption".</p> <p>The Grundfos Eye indicator on the operating panel provides visual indication of pump status:</p> <ul style="list-style-type: none"><li>• "Power on": Motor is running (rotating green indicator lights) or not running (permanently green indicator lights)</li><li>• "Warning": Motor is still running (rotating yellow indicator lights) or has stopped (permanently yellow indicator lights)</li><li>• "Alarm": Motor has stopped (flashing red indicator lights).</li></ul> <p>Steel, cast iron and aluminium components have an epoxy-based coating made in a cathodic electro-deposition (CED) process.</p> <p>CED is a high-quality dip-painting process where an electrical field around the products ensures deposition of paint particles as a thin, well-controlled layer on the surface.</p> <p>An integral part of the process is a pretreatment.</p> <p>The entire process consists of these elements:</p> <ol style="list-style-type: none"><li>1) Alkaline-based cleaning.</li><li>2) Zinc phosphating.</li><li>3) Cathodic electro-deposition.</li><li>4) Curing to a dry film thickness 18-22 my m.</li></ol> <p>The colour code for the finished product is NCS 9000/RAL 9005.</p> <p><b>Pump</b></p> <p>A standard split coupling connects the pump and motor shaft. It is enclosed in the pump head/motor stool by means of two coupling guards.</p>



The pump head and flange for motor mounting is made in one piece (cast iron). The pump head cover is a separate component (stainless steel). The pump head has a combined 1/2" priming plug and vent screw.



The pump is fitted with a balanced O-ring seal unit with a rigid torque-transmission system. This seal type is assembled in a cartridge unit which makes replacement safe and easy. Due to the balancing, this seal type is suitable for high-pressure applications. The cartridge construction also protects the pump shaft from possible wear from a dynamic O-ring between pump shaft and shaft seal.

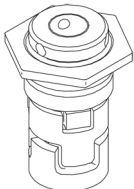
Primary seal:

- Rotating seal ring material: silicon carbide (SiC)
- Stationary seat material: silicon carbide (SiC)

This material pairing is used where higher corrosion resistance is required. The high hardness of this material pairing offers good resistance against abrasive particles.

Secondary seal material: EPDM (ethylene-propylene rubber)

EPDM has excellent resistance to hot water. EPDM is not suitable for mineral oils.



The shaft seal is screwed into the pump head.

The chambers and impellers are made of stainless-steel sheet. The chambers are provided with a PTFE neck ring offering improved sealing and high efficiency. The impellers have smooth surfaces, and the shape of the blades ensure a high efficiency.

The pump has a stainless-steel base mounted on a separate base plate.

This base and base plate are kept in position by the tension of the staybolts which hold the pump together.

The outlet side of the base has a combined drain plug and bypass valve.

The pump is secured to the foundation by four bolts through the base plate.



Company name:

Created by:

Phone:

Date:

4/5/2021

Count	Description
	<p>The flanges and base are cast in one piece and prepared for connection by means of DIN, ANSI or JIS.</p> <p><b>Motor</b></p> <p>The motor is a totally enclosed, fan-cooled motor with principal dimensions to IEC and DIN standards. The motor is flange-mounted with tapped-hole flange (FT).</p> <p>Motor-mounting designation in accordance with IEC 60034-7: IM B 14 (Code I) / IM 3601 (Code II).</p> <p>Electrical tolerances comply with IEC 60034.</p> <p>The motor efficiency is classified as IE5 in accordance with IEC 60034-30-2.</p> <p>The motor requires no external motor protection. The motor control unit incorporates protection against slow- and quick-rising temperatures, e.g. constant overload and stalled conditions.</p> <p><b>Technical data</b></p> <p>Liquid:</p> <p>Pumped liquid: Water</p> <p>Liquid temperature range: -4 .. 248 °F</p> <p>Selected liquid temperature: 68 °F</p> <p>Density: 62.29 lb/ft³</p> <p>Technical:</p> <p>Rated pump speed: 3466 rpm</p> <p>Rated flow: 15.4 US gpm</p> <p>Rated head: 206.7 ft</p> <p>Pump orientation: Vertical</p> <p>Shaft seal arrangement: Single</p> <p>Code for shaft seal: HQQE</p> <p>Approvals on nameplate: CURUS, NSF/ANSI 61</p> <p>Curve tolerance: ISO9906:2012 3B</p> <p>Materials:</p> <p>Base: Stainless steel EN 1.4408 AISI 316</p> <p>Impeller: Stainless steel EN 1.4401 AISI 316</p> <p>Bearing: SIC SIC</p> <p>Installation:</p> <p>Maximum ambient temperature: 122 °F</p> <p>Maximum operating pressure: 362.59 psi</p> <p>Max pressure at stated temperature: 363 psi / 250 °F 363 psi / -4 °F</p> <p>Type of connection: DIN / ANSI / JIS</p> <p>Size of inlet connection: DN 25/32</p> <p>Size of outlet connection: DN 25/32</p> <p>Pressure rating for connection: PN 25</p>



Company name:

Created by:

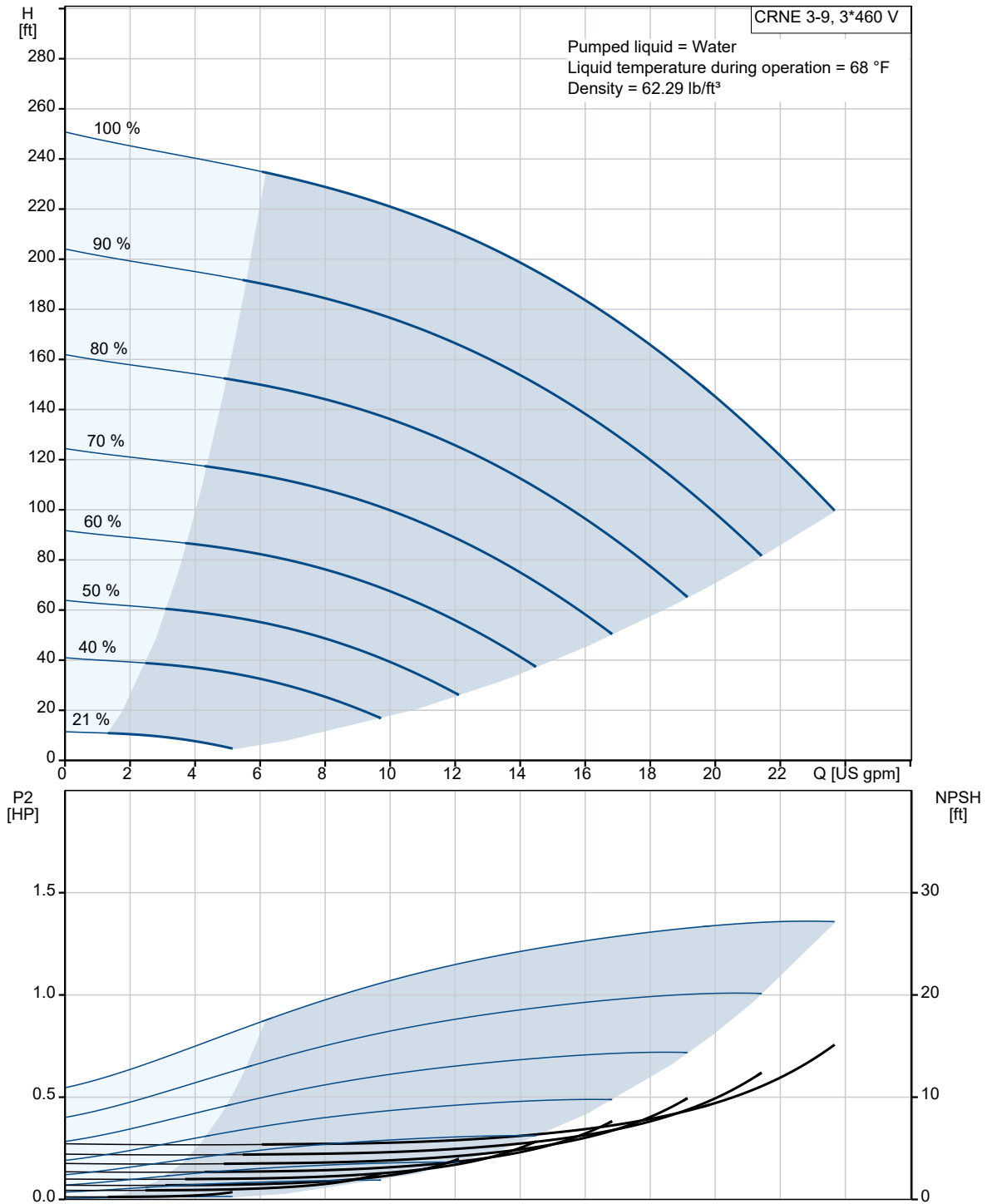
Phone:

Date:

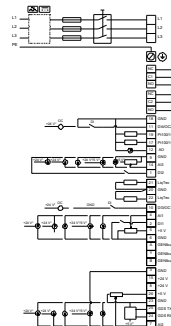
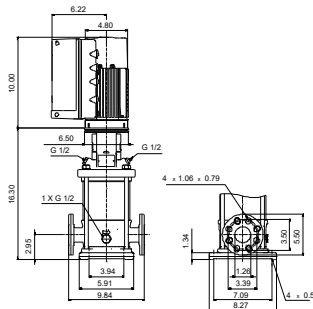
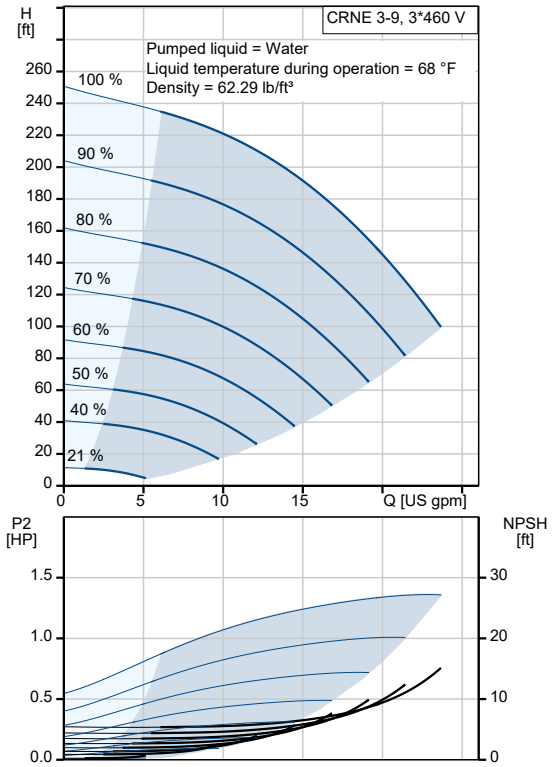
4/5/2021

Count	Description
	Flange rating inlet: 300 lb Flange size for motor: 56C  Electrical data: Motor standard: NEMA Motor type: 80B IE Efficiency class: IE5 Rated power - P2: 1.5 HP Power (P2) required by pump: 1.5 HP Main frequency: 60 Hz Rated voltage: 3 x 440-480 V Service factor: 1.15 Rated current: 2.05 A Cos phi - power factor: 0.84 Rated speed: 360-4000 rpm IE efficiency: 89.6% Motor efficiency at full load: 89.6 % Enclosure class (IEC 34-5): IP55 Insulation class (IEC 85): F Motor Number: 99256784  Controls: Frequency converter: Built-in Pressure sensor: Y  Others: Net weight: 67.9 lb Gross weight: 78.9 lb Shipping volume: 6.11 ft³ Country of origin: US Custom tariff no.: 8413.70.2040

## 99340849 CRNE 3-9 N-FGJ-A-E-HQQE 60 Hz



Description	Value
<b>General information:</b>	
Product name:	CRNE 3-9 N-FGJ-A-E-HQQE
Product No.:	99340849
EAN:	5713827515248
<b>Technical:</b>	
Rated pump speed:	3466 rpm
Rated flow:	15.4 US gpm
Rated head:	206.7 ft
Maximum head:	280.9 ft
Stages:	9
Impellers:	9
Number of reduced-diameter impellers:	0
Low NPSH:	N
Pump orientation:	Vertical
Shaft seal arrangement:	Single
Code for shaft seal:	HQQE
Approvals on nameplate:	CURUS,NSF/ANSI 61
Curve tolerance:	ISO9906:2012 3B
Pump version:	N
Model:	A
<b>Materials:</b>	
Base:	Stainless steel
Base:	EN 1.4408
Base:	AISI 316
Impeller:	Stainless steel
Impeller:	EN 1.4401
Impeller:	AISI 316
Material code:	A
Code for rubber:	E
Bearing:	SIC
Bearing:	SIC
<b>Installation:</b>	
Maximum ambient temperature:	122 °F
Maximum operating pressure:	362.59 psi
Max pressure at stated temperature:	363 psi / 250 °F
Max pressure at stated temperature:	363 psi / -4 °F
Type of connection:	DIN / ANSI / JIS
Size of inlet connection:	DN 25/32
Size of outlet connection:	DN 25/32
Pressure rating for connection:	PN 25
Flange rating inlet:	300 lb
Flange size for motor:	56C
Connect code:	FGJ
<b>Liquid:</b>	
Pumped liquid:	Water





Company name:

Created by:

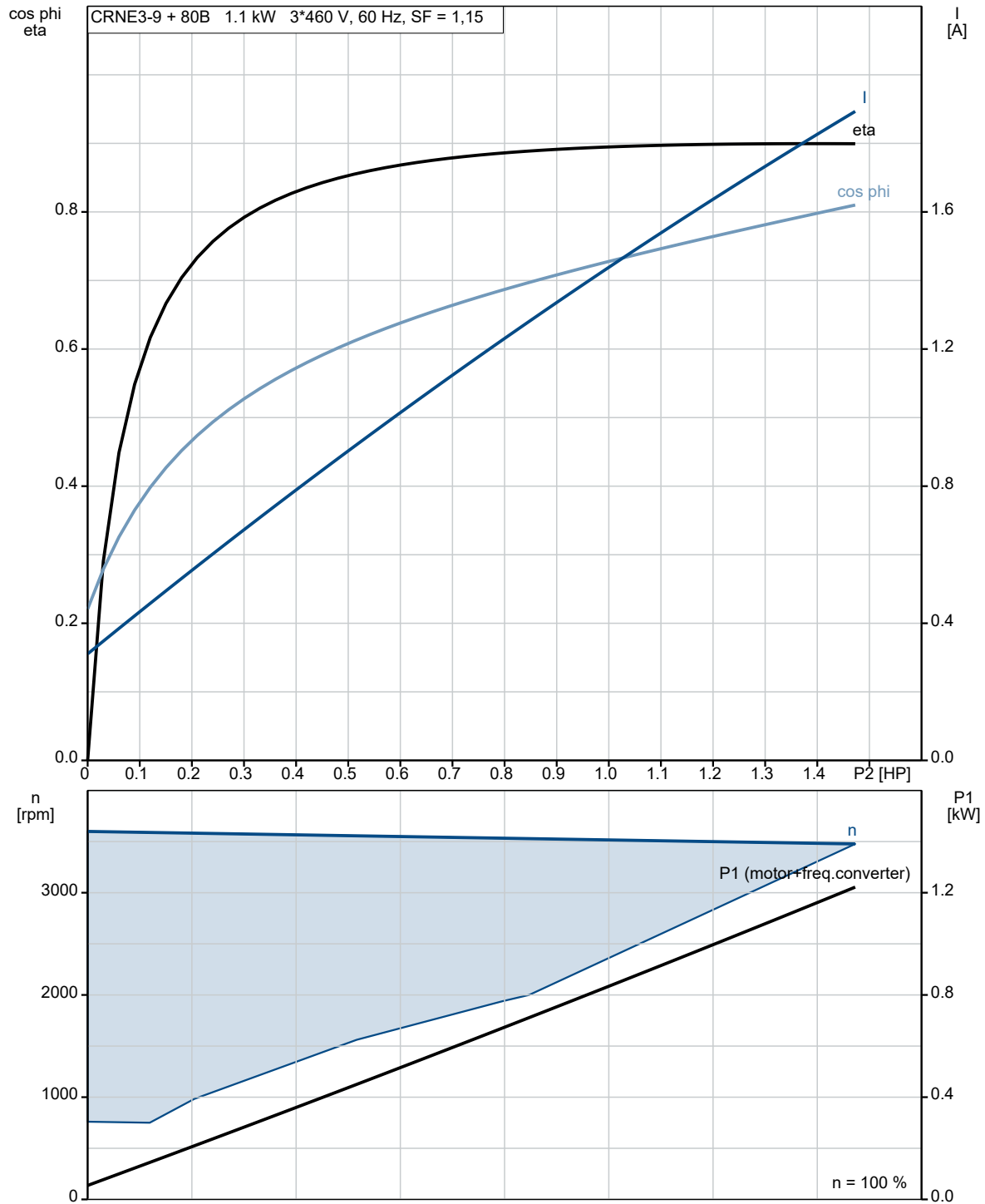
Phone:

Date:

4/5/2021

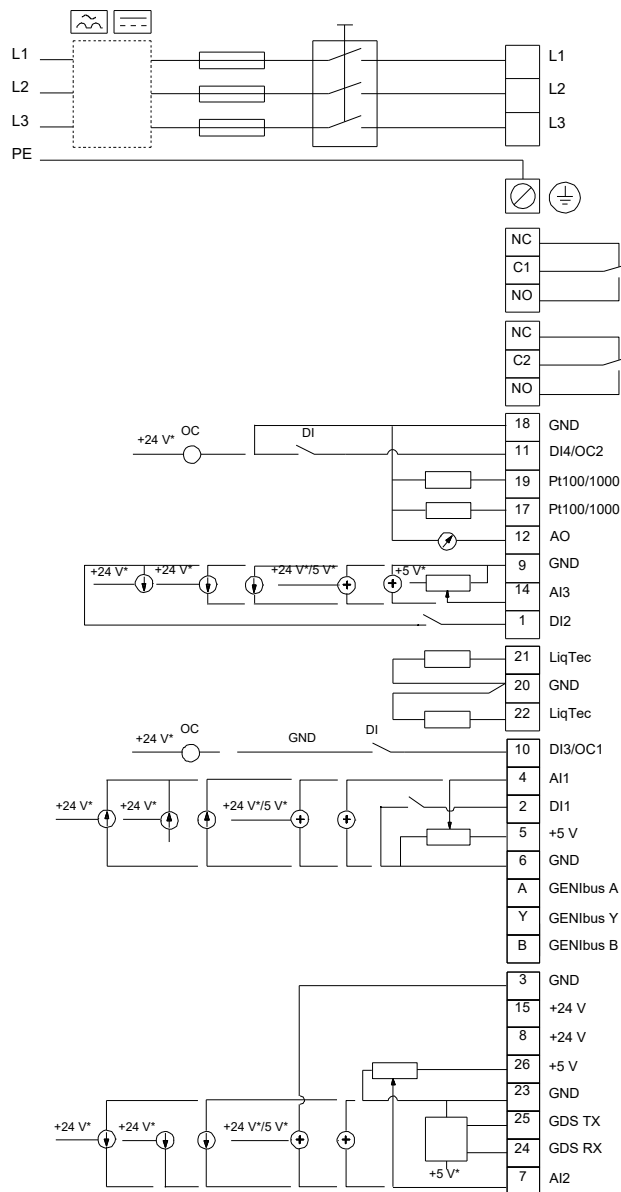
Description	Value
Liquid temperature range:	-4 .. 248 °F
Selected liquid temperature:	68 °F
Density:	62.29 lb/ft³
<b>Electrical data:</b>	
Motor standard:	NEMA
Motor type:	80B
IE Efficiency class:	IE5
Rated power - P2:	1.5 HP
Power (P2) required by pump:	1.5 HP
Main frequency:	60 Hz
Rated voltage:	3 x 440-480 V
Service factor:	1.15
Rated current:	2.05 A
Cos phi - power factor:	0.84
Rated speed:	360-4000 rpm
IE efficiency:	89.6%
Motor efficiency at full load:	89.6 %
Enclosure class (IEC 34-5):	IP55
Insulation class (IEC 85):	F
Motor protection:	ELEC
Motor Number:	99256784
<b>Controls:</b>	
Control panel:	Graphical
Function Module:	FM300 - Advanced
Frequency converter:	Built-in
Pressure sensor:	Y
<b>Others:</b>	
Net weight:	67.9 lb
Gross weight:	78.9 lb
Shipping volume:	6.11 ft³
Config. file no:	98498990
Country of origin:	US
Custom tariff no.:	8413.70.2040

## 99340849 CRNE 3-9 N-FGJ-A-E-HQQE 60 Hz





## 99340849 CRNE 3-9 N-FGJ-A-E-HQQE 60 Hz



All units are [in] unless otherwise presented.