

PROJECT: _____	UNIT TAG: _____	QUANTITY: _____
REPRESENTATIVE: _____	TYPE OF SERVICE: _____	DATE: _____
ENGINEER: _____	SUBMITTED BY: _____	DATE: _____
CONTRACTOR: _____	APPROVED BY: _____	DATE: _____
	ORDER NO.: _____	DATE: _____

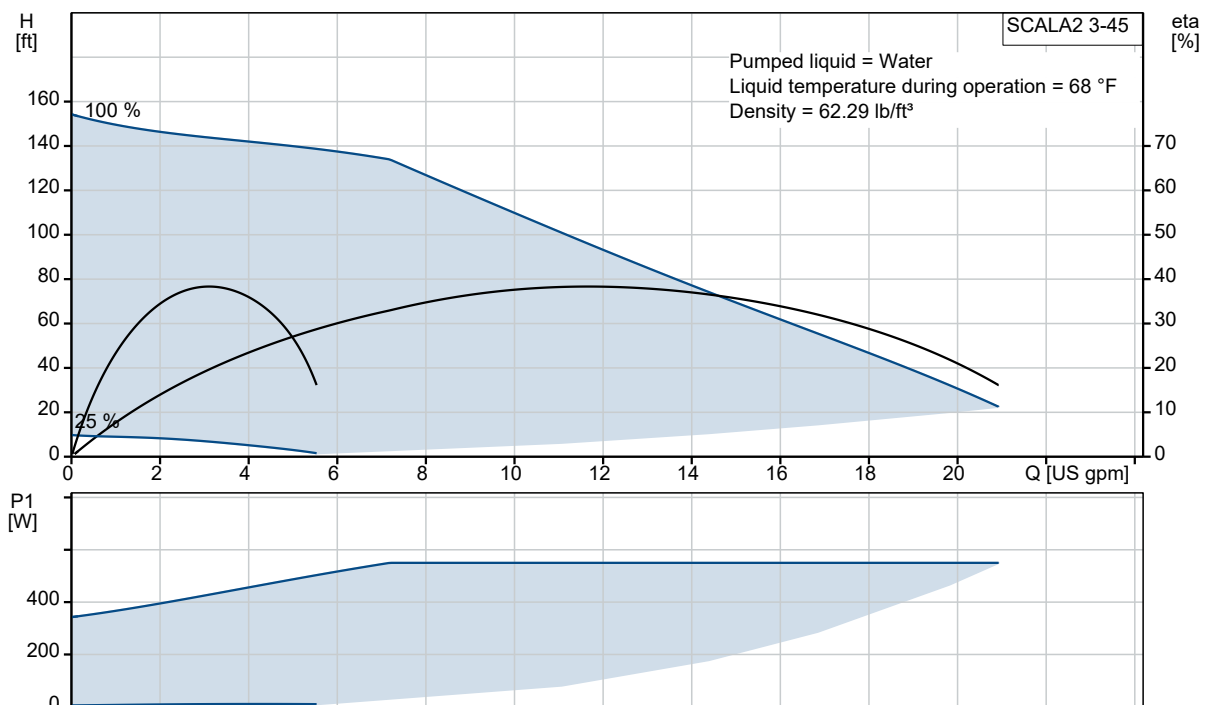


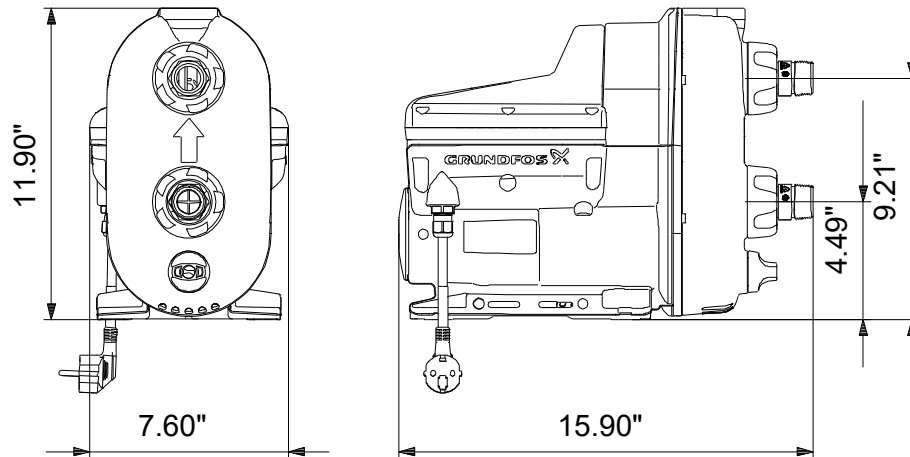
SCALA2 3-45 A

The Grundfos SCALA2 is a fully integrated, self-priming, compact waterworks for pressure boosting in domestic applications, such as one and two-family houses and apartments. SCALA2 incorporates integrated speed control which allows maintaining a perfect pressure in the taps.

Product photo could vary from the actual product


Conditions of Service	Pump Data	Motor Data
Efficiency: _____	Maximum operating pressure: 145 psi	Rated voltage: 115 V
Liquid: Water	Liquid temperature range: 32 .. 113 °F	Main frequency: 60 Hz
Temperature: 68 °F	Maximum ambient temperature: 113 °F	Enclosure class: ENCLOSURE TYPE 3
NPSH required: ft	Product number: 98562818	
Specific Gravity: 1.000		





Materials:

Pump housing: Composite
 Impeller: Composite
 Impeller: NORYL FE1630PW
 PPE+PS-GS30
 Material code: A

Count	Description
1	<p>SCALA2 3-45 A</p>  <p>Product No.: 98562818</p> <p>Grundfos SCALA2 is a fully integrated, self-priming, compact waterworks for pressure boosting in domestic applications.</p> <p>SCALA2 incorporates integrated speed control enabling the keeping of the perfect pressure at the taps, meaning that the pump performance will increase with increasing demand.</p> <p>SCALA2 can be installed in three easy steps:</p> <ol style="list-style-type: none"> 1. Connect the pipes. 2. Prime the pump. 3. Plug the pump into the power outlet and the pump will start. <p>Grundfos SCALA2 has all the components necessary to ensure a comfortable pressure:</p> <ul style="list-style-type: none"> • intelligent controller • integrated speed-controlled drive • integrated tank • integrated sensors • integrated non-return valves. <p>As it is self-priming, the SCALA2 is able to pump water from a level below the pump. Provided it is filled with water, the pump is able to lift water from a depth of 8 m in less than 5 minutes.</p> <p>This facilitates easy installation and start-up of the pump and provides more reliable water supply in installations where there is a risk of dry running and leakages in suction hose or pipes.</p> <p>If exposed to dry running, water shortage or excessive temperature, blocked pump, for example in case of seizure or overload, the pump will stop automatically, thus preventing a motor burnout.</p> <p>The pump features an automatic reset function. In case of dry running or similar alarm, the pump will stop. Restarting will be attempted every 5 minutes 8 times, there after new restart attempts will occur every 24 hours. The automatic reset function can be deactivated.</p> <p>Thanks to its hydraulic design, permanent magnet motor and water cooling, the pump is extremely low-noise, 47 dB(A) in typical use, which makes it suitable for indoor as well as outdoor use. □Max. Noise level at full load are 53 dB(A)</p>



Company name:

Created by:

Phone:

Date:

8/13/2021

Count	Description
	<p>The built-in pressure tank reduces the number of starts and stops in case of leakages in the pipe system, causing less wear on the pump.</p> <p>SCALA2 require no maintainance, but it is recommended to keep the pump clean, check the non-return valves and keep the ventilation holes free of dust</p> <p>Liquid: Pumped liquid: Water Liquid temperature range: 32 .. 113 °F Selected liquid temperature: 68 °F Density: 62.29 lb/ft³</p> <p>Technical: Rated flow: 13.2 US gpm Rated head: 88.59 ft Primary shaft seal: CARBON/CERAMIC Approvals: CULUS Approvals for drinking water: cULus NSF372,cULus DW NSF61 Curve tolerance: ISO9906:2012 3B</p> <p>Materials: Pump housing: Composite Pump: NORYL FE1630PW PPE+PS-GS30 Impeller: Composite NORYL FE1630PW PPE+PS-GS30</p> <p>Installation: Range of ambient temperature: 32 .. 113 °F Maximum operating pressure: 145 psi Maximum permissible inlet pressure: 87 psi Type of inlet connection: NPT(M) Type of outlet connection: NPT(M) Size of suction port: 1 inch Size of outlet port: 1 inch Pressure rating for connection: PN 10</p> <p>Electrical data: Power input - P1: 550 W Main frequency: 60 Hz Rated voltage: 1 x 115 V Rated current: 4.9 A Enclosure class (IEC 34-5): ENCLOSURE TYPE 3 Insulation class (IEC 85): F Length of cable: 6.56 ft Power plug: Type B (NEMA 5-15) US plug 115V</p> <p>Others:</p>



Company name:

Created by:

Phone:

Date:

8/13/2021

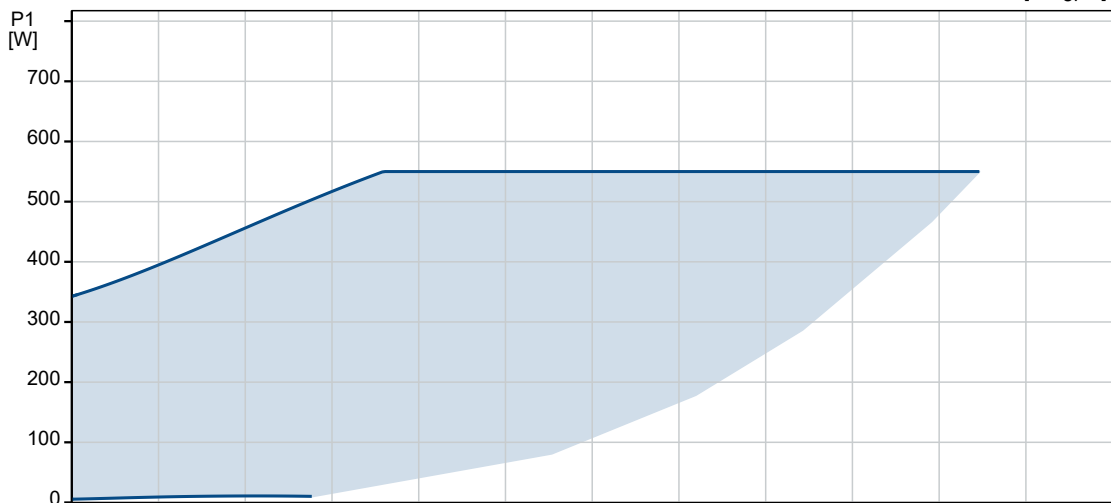
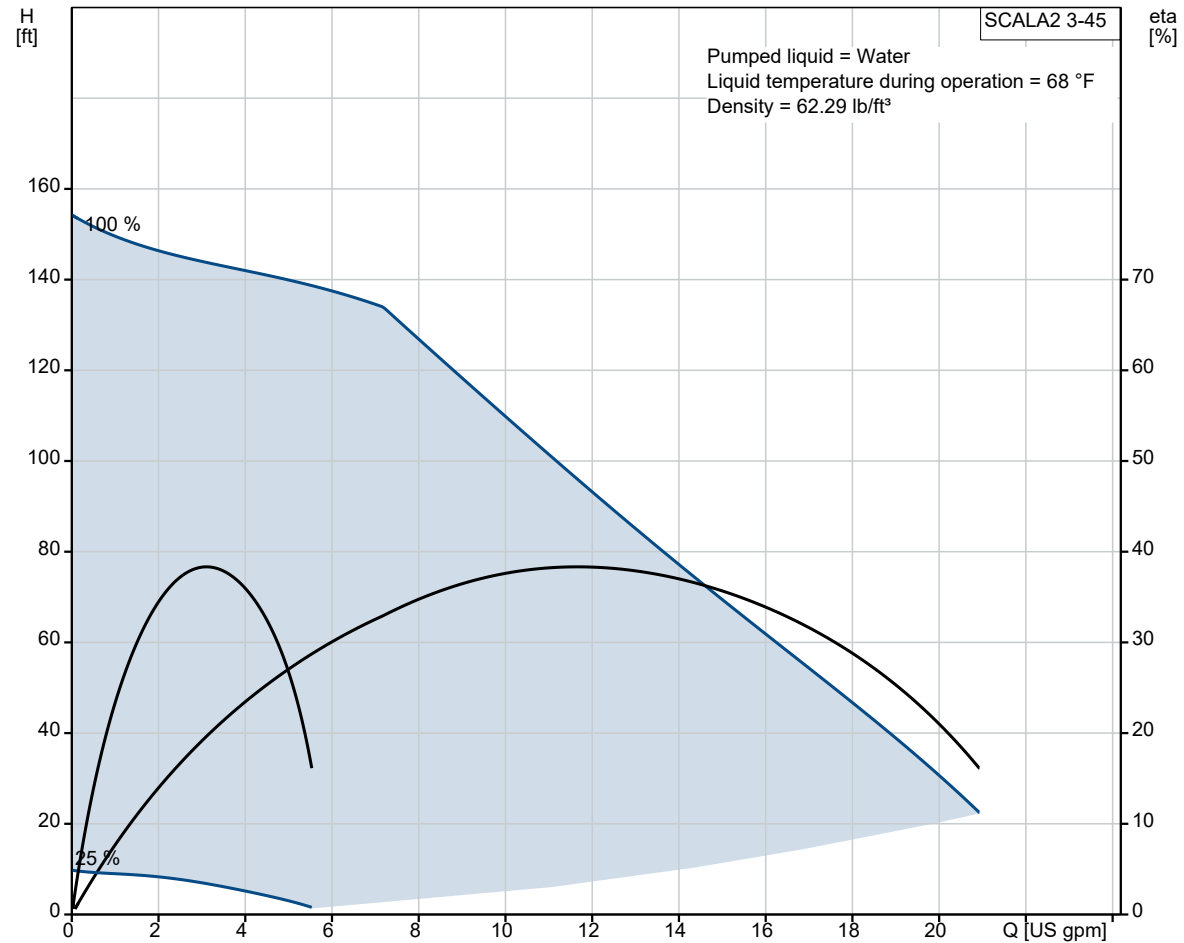
Count	Description
	Net weight: 21.2 lb
	Gross weight: 26.8 lb
	Shipping volume: 1.55 ft³
	Storage temperature range: -40 .. 158 °F
	Country of origin: RS
	Custom tariff no.: 8413.70.2040



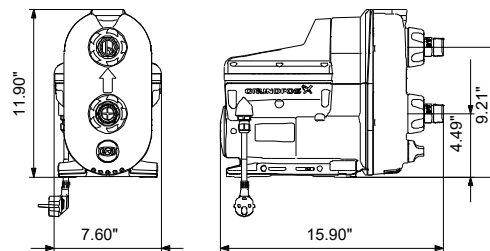
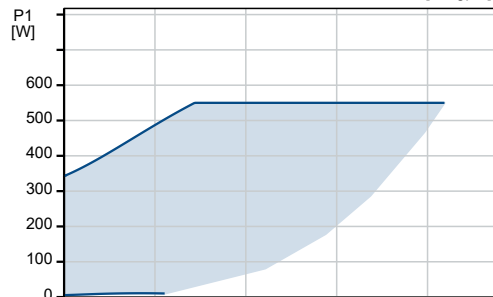
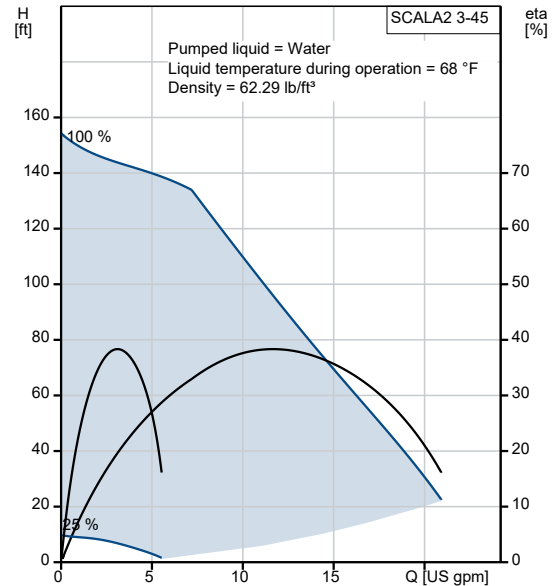
Company name:
Created by:
Phone:

Date: 8/13/2021

98562818 SCALA2 3-45 A 60 Hz



Description	Value
General information:	
Product name:	SCALA2 3-45 A
Product No.:	98562818
EAN:	5711497233875
Technical:	
Rated flow:	13.2 US gpm
Rated head:	88.59 ft
Maximum head:	147.6 ft
Head max:	147.6 ft
Primary shaft seal:	CARBON/CERAMIC
Approvals:	CULUS
Approvals for drinking water:	cULus NSF372, cULus DW NSF61
Curve tolerance:	ISO9906:2012 3B
Model:	A
Materials:	
Pump housing:	Composite
Pump:	NORYL FE1630PW PPE+PS-GS30
Impeller:	Composite
Impeller:	NORYL FE1630PW PPE+PS-GS30
Material code:	A
Installation:	
Range of ambient temperature:	32 .. 113 °F
Maximum operating pressure:	145 psi
Maximum permissible inlet pressure:	87 psi
Type of inlet connection:	NPT(M)
Type of outlet connection:	NPT(M)
Size of suction port:	1 inch
Size of outlet port:	1 inch
Pressure rating for connection:	PN 10
Liquid:	
Pumped liquid:	Water
Liquid temperature range:	32 .. 113 °F
Selected liquid temperature:	68 °F
Density:	62.29 lb/ft³
Electrical data:	
Power input - P1:	550 W
Main frequency:	60 Hz
Rated voltage:	1 x 115 V
Rated current:	4.9 A
Enclosure class (IEC 34-5):	ENCLOSURE TYPE 3
Insulation class (IEC 85):	F
Length of cable:	6.56 ft
Power plug:	Type B (NEMA 5-15)
Power plug:	US plug 115V





Company name:

Created by:

Phone:

Date:

8/13/2021

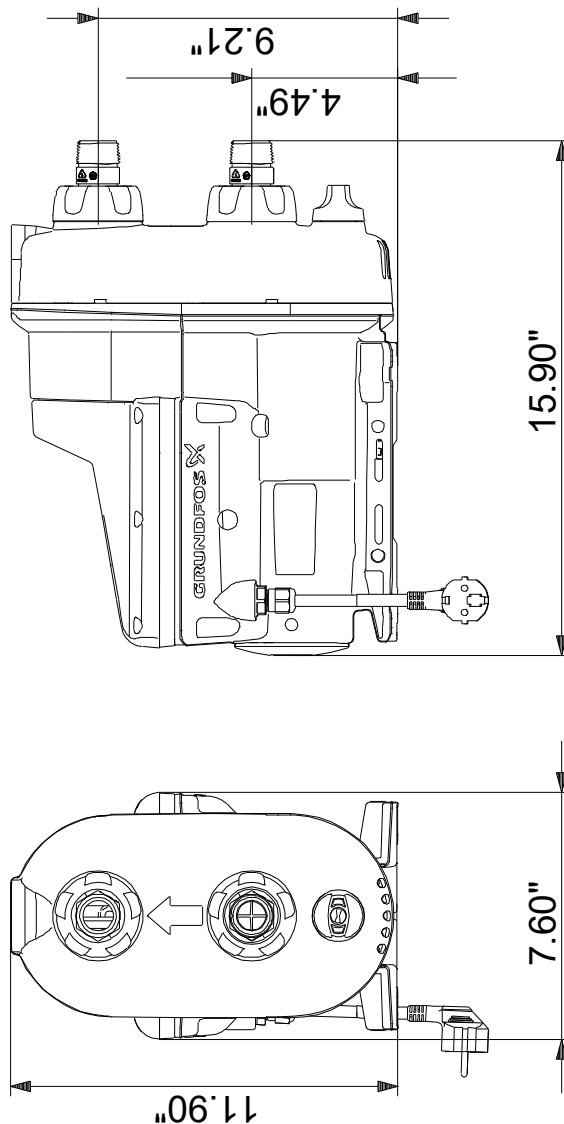
Description	Value
Others:	
Net weight:	21.2 lb
Gross weight:	26.8 lb
Shipping volume:	1.55 ft³
Storage temperature range:	-40 .. 158 °F
Country of origin:	RS
Custom tariff no.:	8413.70.2040



Company name:
Created by:
Phone:

Date: 8/13/2021

98562818 SCALA2 3-45 A 60 Hz



Note! All units are in [in] unless otherwise stated.
Disclaimer: This simplified dimensional drawing does not show all details.