

PROJECT:	_____	UNIT TAG:	_____	QUANTITY:	_____
REPRESENTATIVE:	_____	TYPE OF SERVICE:	_____	DATE:	_____
ENGINEER:	_____	SUBMITTED BY:	_____	DATE:	_____
CONTRACTOR:	_____	APPROVED BY:	_____	DATE:	_____
		ORDER NO.:	_____	DATE:	_____

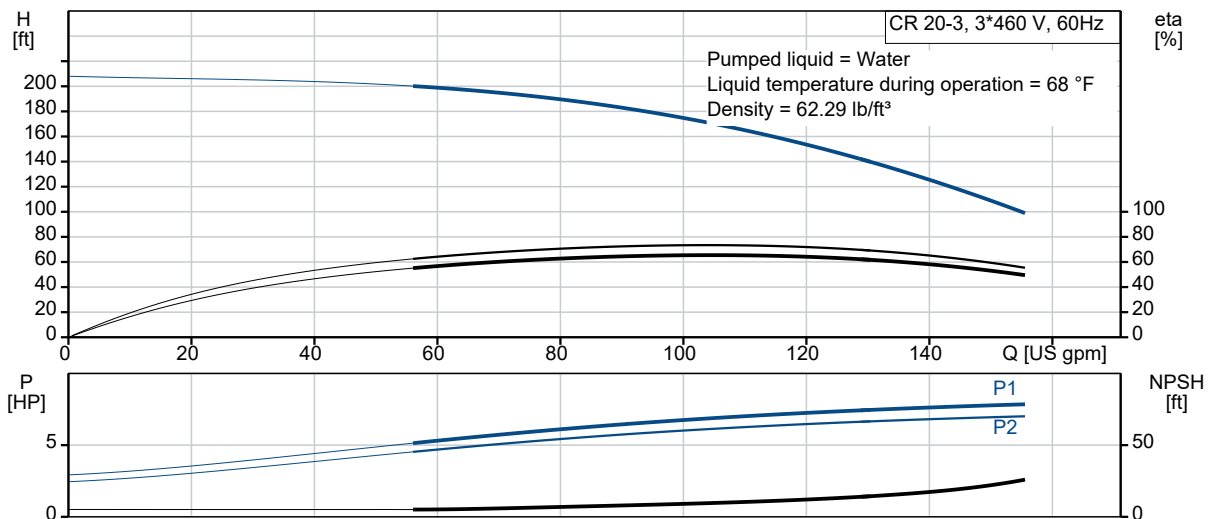


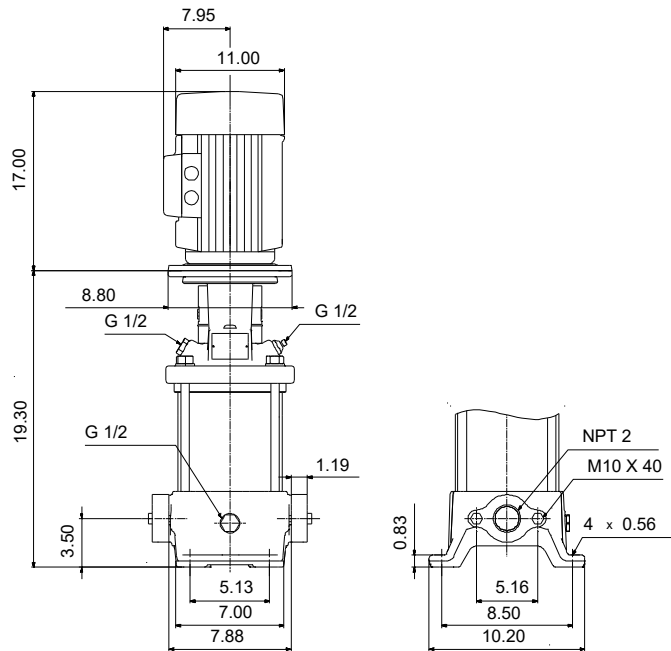
Product photo could vary from the actual product

CR 20-3 A-B-A-E-HQQE

Vertical, multistage centrifugal pump with suction and discharge ports on the same level. The pump head and base are in cast iron. All other wetted parts are in stainless steel (EN 1.4301)(AISI 304)


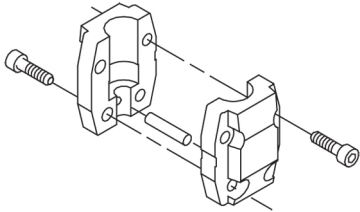
Conditions of Service	Pump Data	Motor Data
Efficiency: _____	Max pressure at stated temperature: 145 psi / 250 °F	Rated power - P2: 7.5 HP
Liquid: Water	Liquid temperature range: -4 .. 248 °F	Rated voltage: 208-230/460 V
Temperature: 68 °F	Maximum ambient temperature: 104 °F	Main frequency: 60 Hz
NPSH required: ft	Shaft seal: HQQE	Enclosure class: IP55
Specific Gravity: 1.000	Product number: 99917736	Insulation class: F
		Motor protection: NONE
		Motor type: WEG
		Eff. 1/1: 89.5 %





Materials:

Base:	Cast iron
Base:	EN 1561 EN-GJL-200
Base:	ASTM A48-25B
Impeller:	Stainless steel
Impeller:	AISI 304
Impeller:	EN 1.4301
Material code:	A
Code for rubber:	E

Count	Description
1	<p>CR 20-3 A-B-A-E-HQQE</p>  <p>Product No.: 99917736</p> <p>Vertical, multistage centrifugal pump with inlet and outlet ports on same the level (inline). The pump head and base are in cast iron – all other wetted parts are in stainless steel. A cartridge shaft seal ensures high reliability, safe handling, and easy access and service. Power transmission is via a rigid split coupling. Pipe connection is via oval flanges with internal NPT threads.</p> <p>The pump is fitted with a 3-phase, fan-cooled asynchronous motor.</p> <p>Further product details</p> <p>Steel, cast iron and aluminium components have an epoxy-based coating made in a cathodic electro-deposition (CED) process.</p> <p>CED is a high-quality dip-painting process where an electrical field around the products ensures deposition of paint particles as a thin, well-controlled layer on the surface.</p> <p>An integral part of the process is a pretreatment.</p> <p>The entire process consists of these elements:</p> <ol style="list-style-type: none"> 1) Alkaline-based cleaning. 2) Zinc phosphating. 3) Cathodic electro-deposition. 4) Curing to a dry film thickness 18-22 my m. <p>The colour code for the finished product is NCS 9000/RAL 9005.</p> <p>Pump</p> <p>A standard split coupling connects the pump and motor shaft. It is enclosed in the pump head/motor stool by means of two coupling guards.</p>  <p>The pump head, pump head cover and flange for motor mounting is made in one piece. The pump head has a combined 1/2" priming plug and vent screw.</p>



The pump is fitted with a balanced O-ring seal unit with a rigid torque-transmission system.

This seal type is assembled in a cartridge unit which makes replacement safe and easy.

Due to the balancing, this seal type is suitable for high-pressure applications.

The cartridge construction also protects the pump shaft from possible wear from a dynamic O-ring between pump shaft and shaft seal.

Primary seal:

- Rotating seal ring material: silicon carbide (SiC)
- Stationary seat material: silicon carbide (SiC)

This material pairing is used where higher corrosion resistance is required. The high hardness of this material pairing offers good resistance against abrasive particles.

Secondary seal material: EPDM (ethylene-propylene rubber)

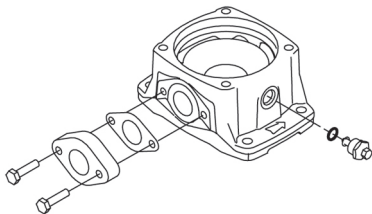
EPDM has excellent resistance to hot water. EPDM is not suitable for mineral oils.



The shaft seal is screwed into the pump head.

The chambers and impellers are made of stainless-steel sheet. The chambers are provided with a PTFE neck ring offering improved sealing and high efficiency. The impellers have smooth surfaces, and the shape of the blades ensure a high efficiency.

The base is made of cast iron. The oval flanges are bolted to the base. The outlet side of the base has a drain plug. The pump is secured to the foundation by four bolts through the base plate.



Motor

The motor is a totally enclosed, fan-cooled motor with principal dimensions to IEC and DIN standards. The motor is flange-mounted with free-hole flange (FF).

Motor-mounting designation in accordance with IEC 60034-7: IM B 5 (Code I) / IM 3001 (Code II).

Electrical tolerances comply with IEC 60034.

The motor efficiency is classified as premium efficiency in accordance with EISA2007.



Company name:

Created by:

Phone:

Date:

11/4/2021

Count	Description
	<p>The motor does not incorporate motor protection and must be connected to a motor-protective circuit breaker which can be manually reset. The motor-protective circuit breaker must be set according to the rated current of the motor (I1/I1).</p> <p>The motor can be connected to a variable speed drive for adjustment of pump performance to any duty point. Grundfos CUE offers a range of variable speed drives. Please find more information in Grundfos Product Center.</p> <p>Technical data</p> <p>Liquid:</p> <p>Liquid temperature range: -4 .. 248 °F</p> <p>Selected liquid temperature: 68 °F</p> <p>Technical:</p> <p>Materials:</p> <p>Installation:</p> <p>t max amb: 104 °F</p> <p>Maximum operating pressure: 145.04 psi</p> <p>Max pressure at stated temperature: 145 psi / 250 °F</p> <p>145 psi / -4 °F</p> <p>Electrical data:</p> <p>Power (P2) required by pump: 7.5 HP</p> <p>Starting current: 760-760 %</p> <p>Controls:</p> <p>Frequency converter: NONE</p> <p>Others:</p> <p>Country of origin: US</p> <p>Custom tariff no.: 8413.70.2040</p>



Company name:

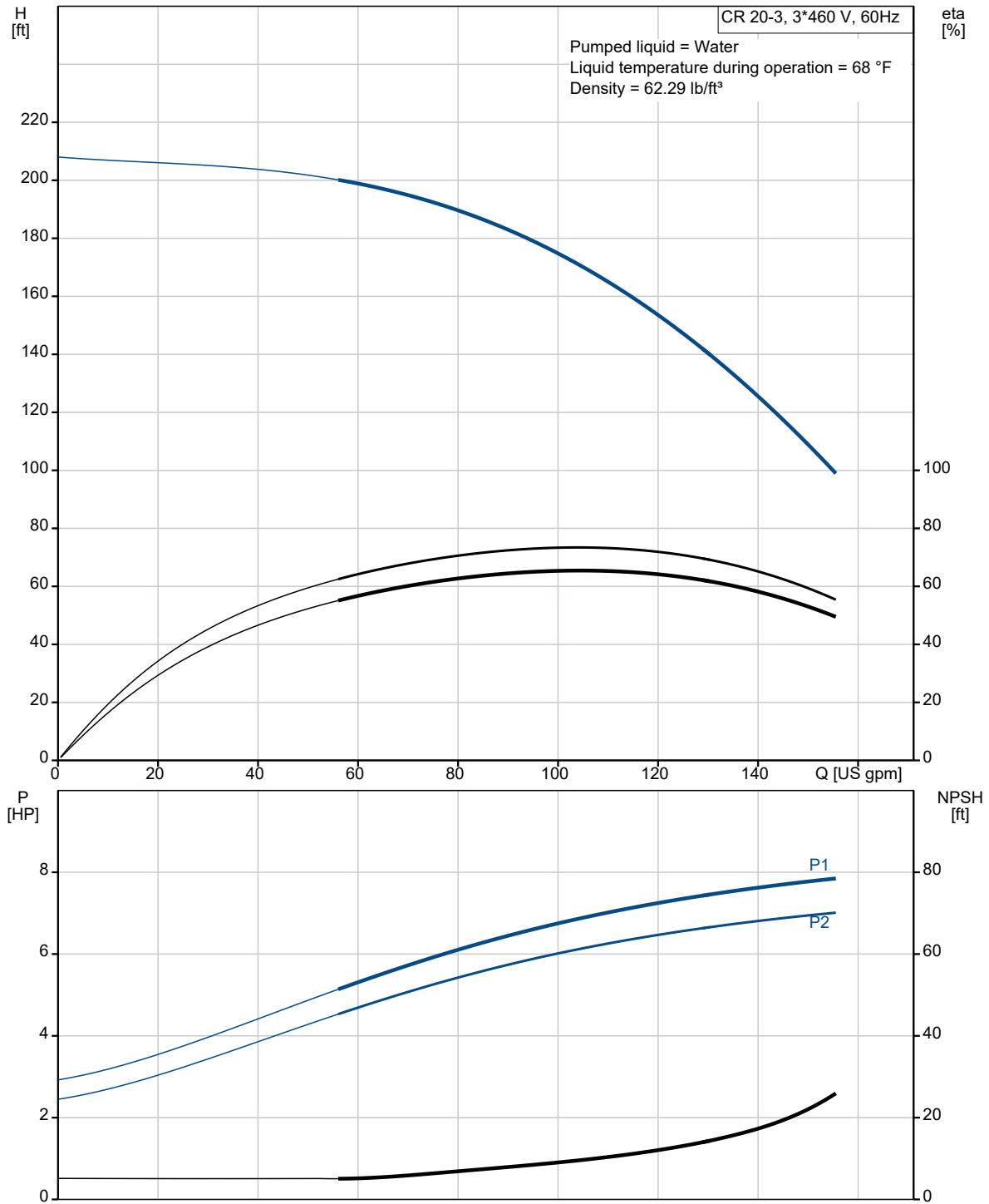
Created by:

Phone:

Date:

11/4/2021

99917736 CR 20-3 A-B-A-E-HQQE 60 Hz





Company name:

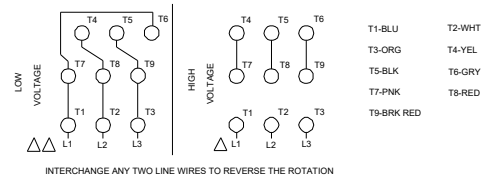
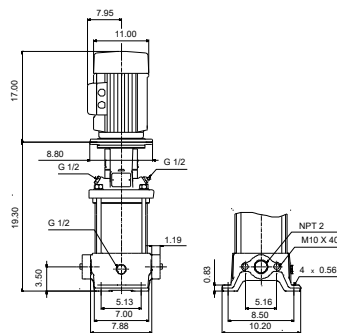
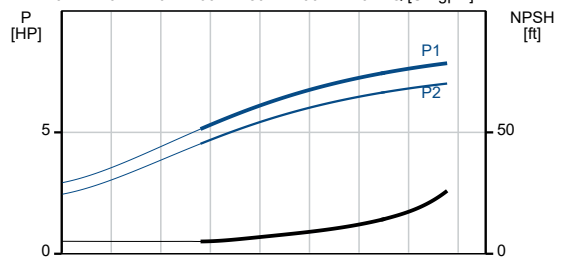
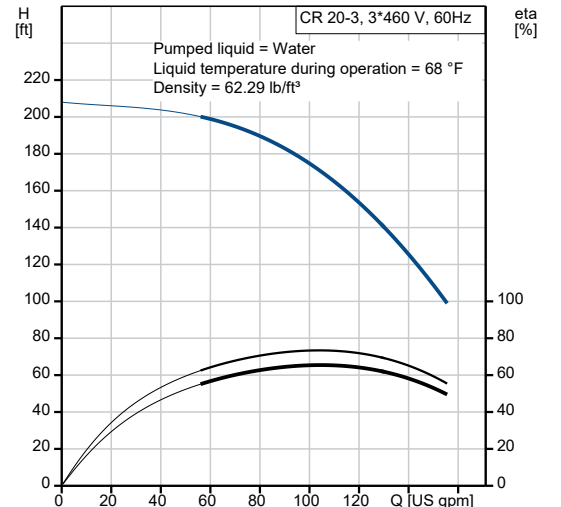
Created by:

Phone:

Date:

11/4/2021

Description	Value
General information:	
Product name:	CR 20-3 A-B-A-E-HQQE
Product No.:	99917736
EAN:	5715114125581
Technical:	
Rated pump speed:	3467 rpm
Rated flow:	111 US gpm
Rated head:	159.1 ft
Maximum head:	206 ft
Actual impeller diameter:	4.13 in
Stages:	3
Impellers:	3
Number of reduced-diameter impellers:	0
Low NPSH:	N
Pump orientation:	Vertical
Shaft seal arrangement:	Single
Code for shaft seal:	HQQE
Approvals:	CURUS
Approvals for drinking water:	NSF/ANSI 61
Curve tolerance:	ISO9906:2012 3B
Pump version:	A
Model:	A
Cooling:	IC 411
Materials:	
Base:	Cast iron
Base:	EN 1561 EN-GJL-200
Base:	ASTM A48-25B
Impeller:	Stainless steel
Impeller:	EN 1.4301
Impeller:	AISI 304
Material code:	A
Code for rubber:	E
Bearing:	SIC
Installation:	
t max amb:	104 °F
Maximum operating pressure:	145.04 psi
Max pressure at stated temperature:	145 psi / 250 °F
Max pressure at stated temperature:	145 psi / -4 °F
Type of connection:	Oval / NPT(F)
Size of suction port:	2 inch
Size of outlet port:	2 inch
Pressure rating for connection:	PN 10
Flange size for motor:	213TC
Connect code:	B
Liquid:	
Pumped liquid:	Water
Liquid temperature range:	-4 .. 248 °F





Company name:

Created by:

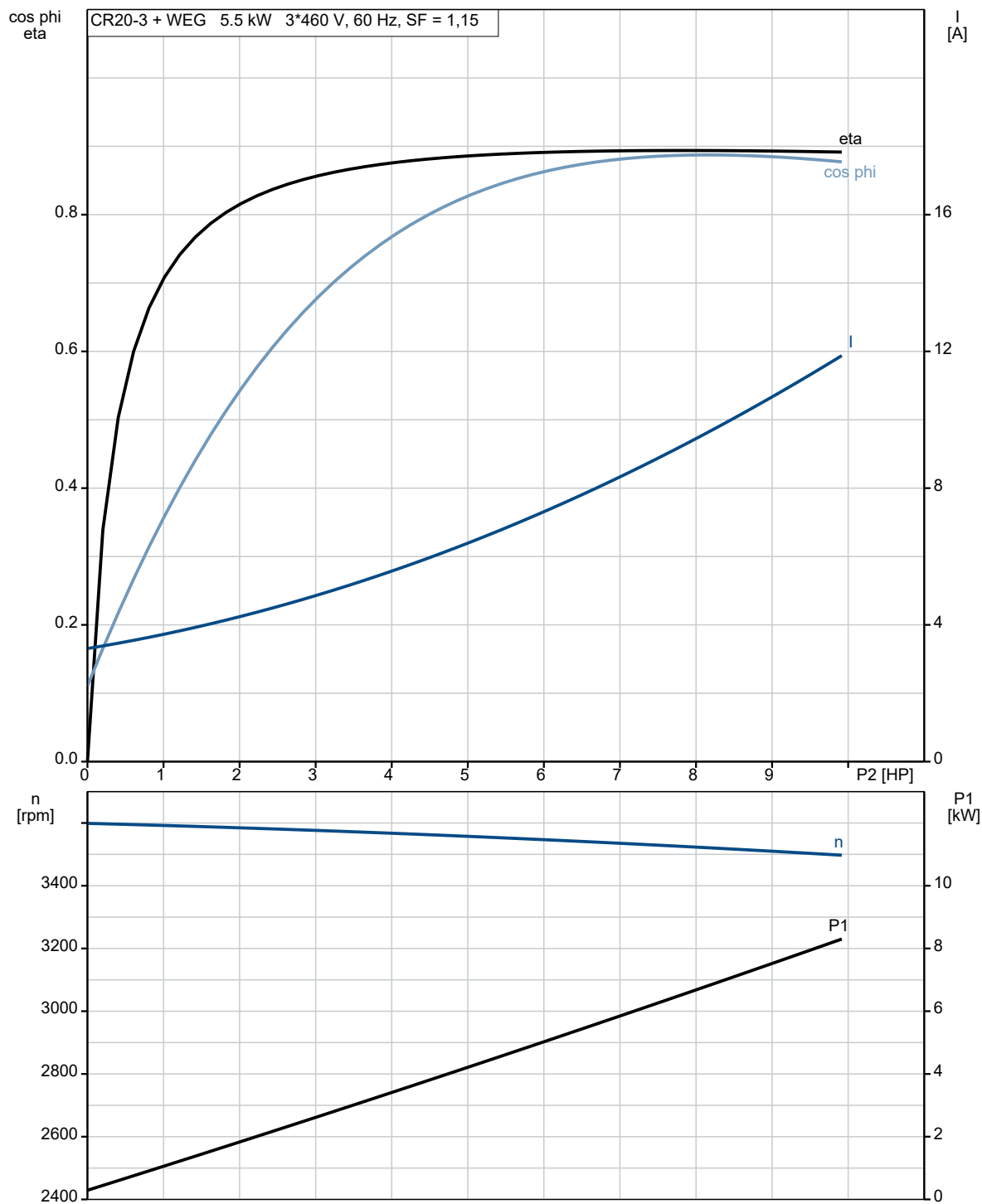
Phone:

Date:

11/4/2021

Description	Value
Selected liquid temperature:	68 °F
Density:	62.29 lb/ft³
Electrical data:	
Motor standard:	NEMA
Motor type:	WEG
IE Efficiency class:	IE3 / NEMA Premium
Rated power - P2:	7.5 HP
Power (P2) required by pump:	7.5 HP
Main frequency:	60 Hz
Rated voltage:	3 x 208-230/460 V
Service factor:	1.15
Rated current:	19,2-17,3/8,67 A
Starting current:	760-760 %
Full load SF current:	19.9/9.97 A
Cos phi - power factor:	0.89
Rated speed:	3530 rpm
IE efficiency:	IE3 89,5%
Motor efficiency at full load:	89.5 %
Motor efficiency at 3/4 load:	88.5 %
Motor efficiency at 1/2 load:	87.5 %
Number of poles:	2
Enclosure class (IEC 34-5):	IP55
Insulation class (IEC 85):	F
Built-in motor protection:	NONE
Motor Number:	99882381
Controls:	
Frequency converter:	NONE
Others:	
DOE Pump Energy Index CL:	0.91
Net weight:	234 lb
Gross weight:	251 lb
Shipping volume:	13.1 ft³
Country of origin:	US
Custom tariff no.:	8413.70.2040

99917736 CR 20-3 A-B-A-E-HQQE 60 Hz



Company name:

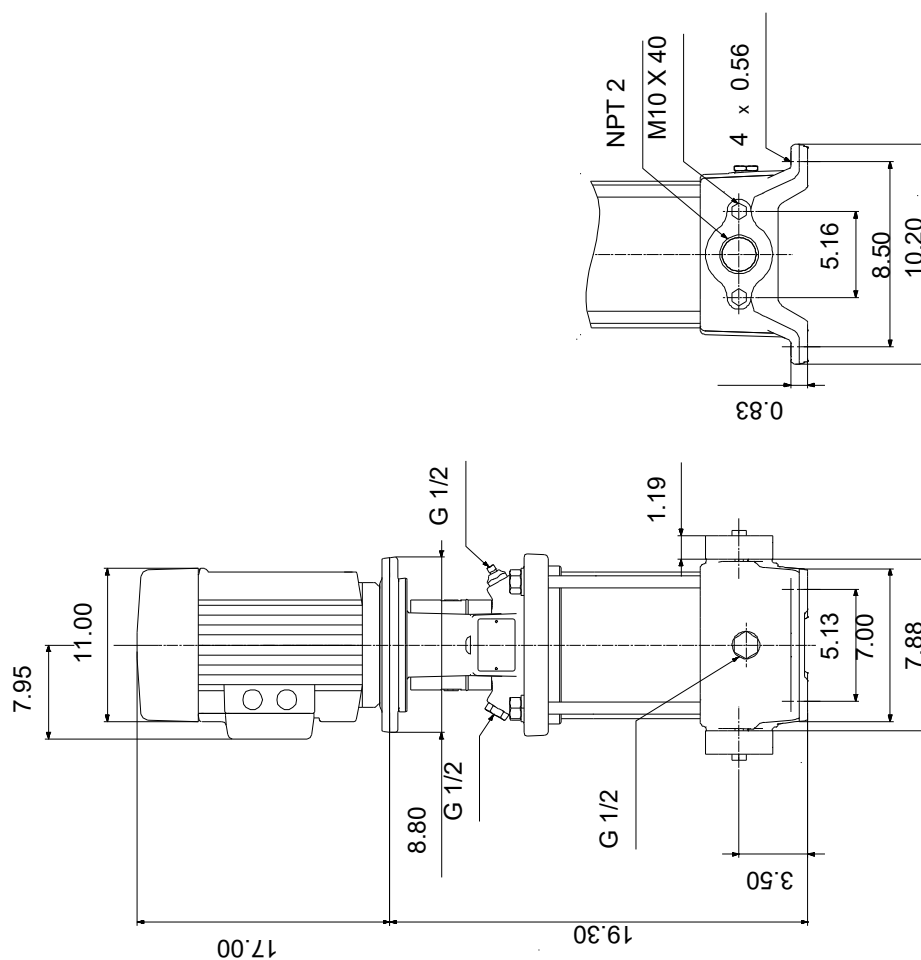
Created by:

Phone:

Date:

11/4/2021

99917736 CR 20-3 A-B-A-E-HQQE 60 Hz



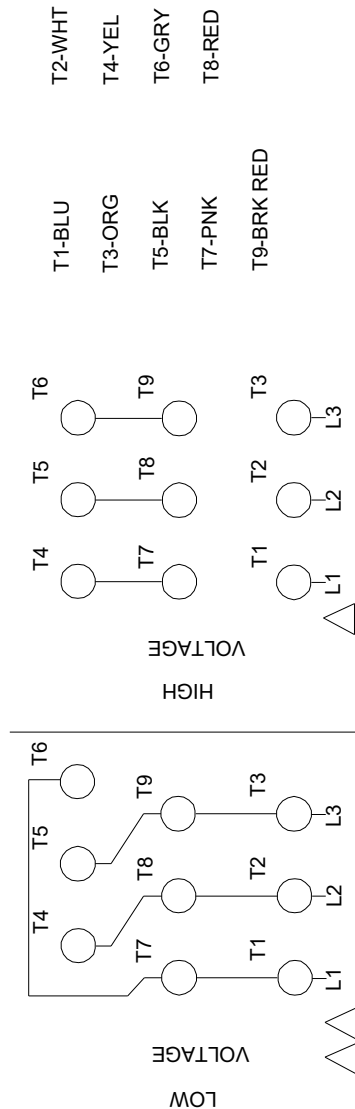
Note! All units are in [in] unless otherwise stated.
Disclaimer: This simplified dimensional drawing does not show all details.



Company name:
Created by:
Phone:

Date: 11/4/2021

99917736 CR 20-3 A-B-A-E-HQQE 60 Hz



INTERCHANGE ANY TWO LINE WIRES TO REVERSE THE ROTATION

All units are [in] unless otherwise presented.