

PROJECT: _____	UNIT TAG: _____	QUANTITY: _____
REPRESENTATIVE: _____	TYPE OF SERVICE: _____	DATE: _____
ENGINEER: _____	SUBMITTED BY: _____	DATE: _____
CONTRACTOR: _____	APPROVED BY: _____	DATE: _____
	ORDER NO.: _____	DATE: _____

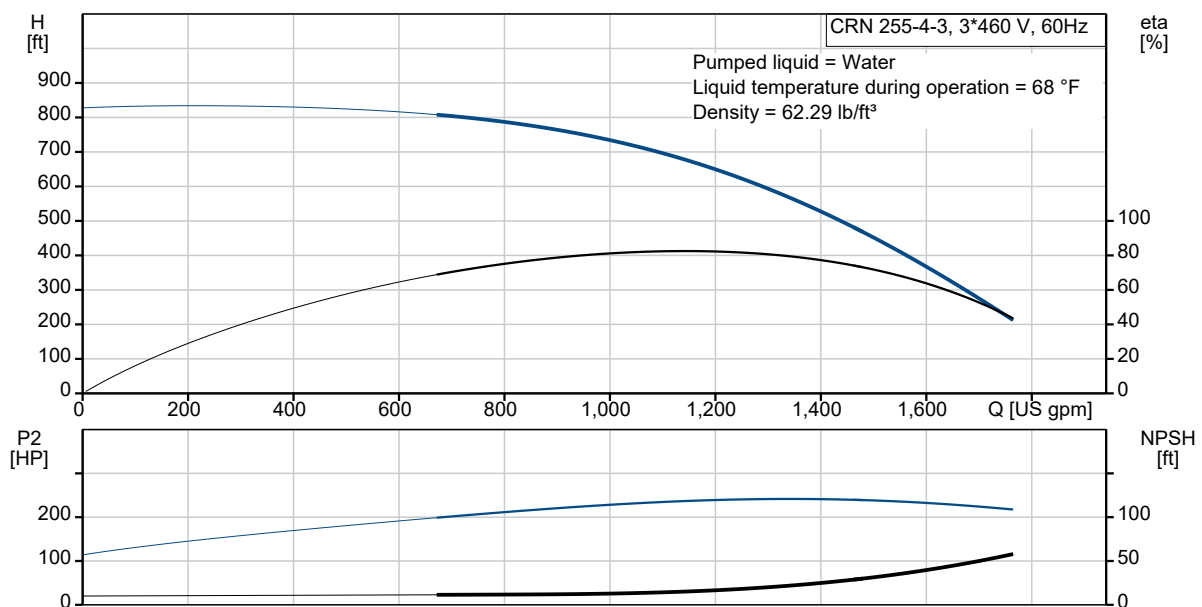


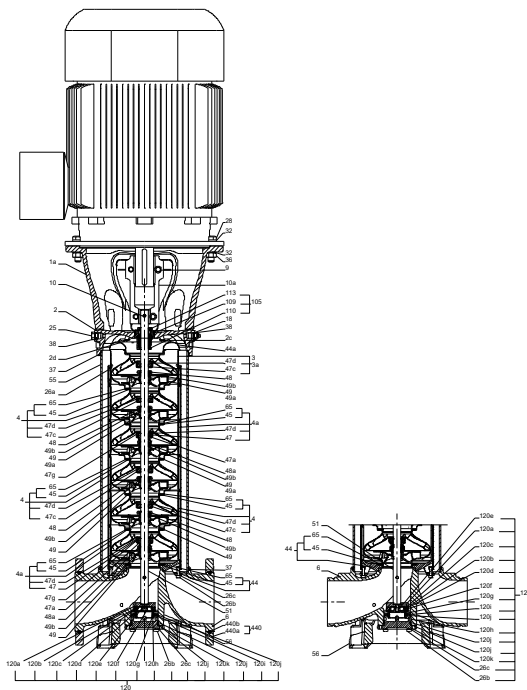
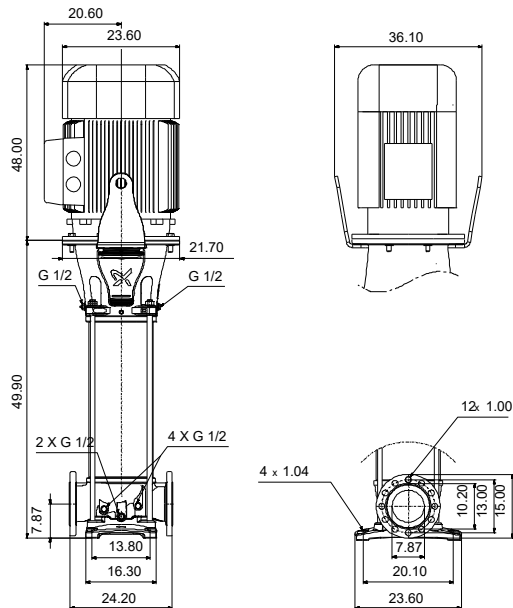
CRN 255-4-3 A-G-A-E-HQQE

Vertical, multistage centrifugal pump with suction and discharge ports on the same level. Pump materials in contact with the liquid are in high-grade stainless steel (EN 1.4401)

Product photo could vary from the actual product


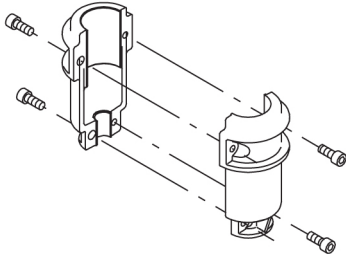
Conditions of Service	Pump Data	Motor Data
Efficiency: _____	Liquid temperature range: -40 .. 248 °F	Rated power - P2: 251 HP
Liquid: Water	Maximum ambient temperature: 104 °F	Rated voltage: 460 V
Temperature: 68 °F	Shaft seal: HQQE	Main frequency: 60 Hz
NPSH required: ft	Product number: 99145530	Enclosure class: IP55
Specific Gravity: 1.000		Insulation class: F
		Motor protection: NONE
		Motor type: WEG
		Eff. 1/1: 95.8 %

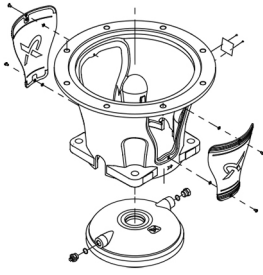
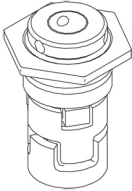
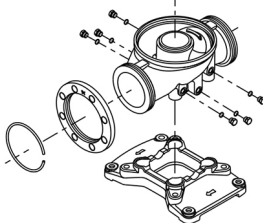




Materials:

Base: Stainless steel
 Base: EN 1.4408
 Base: ASTM A351 CF8M
 Impeller: Stainless steel
 Impeller: AISI 316
 Impeller: EN 1.4401
 Material code: A
 Code for rubber: E

Count	Description
1	<p>CRN 255-4-3 A-G-A-E-HQQE</p>  <p>Product photo could vary from the actual product</p> <p>Product No.: 99145530</p> <p>Vertical, multistage centrifugal pump with inlet and outlet ports on same the level (inline). Pump materials in contact with the liquid are in high-grade stainless steel. A built-in thrust-handling device absorbs hydraulic axial forces which enables the use of a standard motor.</p> <p>The Grundfos cartridge shaft seal ensures high reliability, safe handling, and easy access and service. Power transmission is via a rigid split coupling. Pipe connection is via ANSI flanges.</p> <p>The pump is fitted with a 3-phase, fan-cooled asynchronous motor.</p> <p>Further product details</p> <p>Steel, cast iron and aluminium components have an epoxy-based coating made in a cathodic electro-deposition (CED) process.</p> <p>CED is a high-quality dip-painting process where an electrical field around the products ensures deposition of paint particles as a thin, well-controlled layer on the surface.</p> <p>An integral part of the process is a pretreatment.</p> <p>The entire process consists of these elements:</p> <ol style="list-style-type: none"> 1) Alkaline-based cleaning. 2) Zinc phosphating. 3) Cathodic electro-deposition. 4) Curing to a dry film thickness 18-22 my m. <p>The colour code for the finished product is NCS 9000/RAL 9005.</p> <p>Pump</p> <p>A long split coupling connects the pump and motor shaft. It is enclosed in the motor stool by means of two coupling guards. The long coupling makes it possible to replace the shaft seal without removing the motor from the pump.</p> 

Count	Description
	<p>The motor stool connects the pump head and motor. The pump head has a combined 1/2" priming plug and vent screw.</p>  <p>The pump is fitted with a balanced O-ring seal unit with a rigid torque-transmission system. This seal type is assembled in a cartridge unit which makes replacement safe and easy. Due to the balancing, this seal type is suitable for high-pressure applications. The cartridge construction also protects the pump shaft from possible wear from a dynamic O-ring between pump shaft and shaft seal.</p> <p>Primary seal:</p> <ul style="list-style-type: none"> Rotating seal ring material: silicon carbide (SiC) Stationary seat material: silicon carbide (SiC) <p>This material pairing is used where higher corrosion resistance is required. The high hardness of this material pairing offers good resistance against abrasive particles.</p> <p>Secondary seal material: EPDM (ethylene-propylene rubber)</p> <p>EPDM has excellent resistance to hot water. EPDM is not suitable for mineral oils.</p>  <p>The shaft seal is screwed into the pump head.</p> <p>The chambers and impellers are made of stainless-steel sheet. The chambers are provided with a PEEK neck ring offering improved sealing and high efficiency. The impellers have smooth surfaces, and the shape of the blades ensure a high efficiency.</p> <p>The pump has a stainless-steel base mounted on a separate cast-iron base plate.</p> <p>The base and base plate are kept in position by the tension of the staybolts which hold the pump together.</p> <p>Both the inlet and the outlet side of the base have two pressure gauge tapings.</p> <p>The pump is secured to the foundation by four bolts through the base plate.</p> <p>The flanges are fastened to the base by means of locking rings.</p> 



Company name:

Created by:

Phone:

Date:

1/26/2022

Count	Description
	<p>Motor</p> <p>The motor is a totally enclosed, fan-cooled motor with principal dimensions to IEC and DIN standards. The motor is flange-mounted with free-hole flange (FF).</p> <p>Motor-mounting designation in accordance with IEC 60034-7: IM B 5 (Code I) / IM 3001 (Code II).</p> <p>Electrical tolerances comply with IEC 60034.</p> <p>The motor efficiency is classified as premium efficiency in accordance with EISA2007.</p> <p>The motor does not incorporate motor protection and must be connected to a motor-protective circuit breaker which can be manually reset. The motor-protective circuit breaker must be set according to the rated current of the motor (I1/1).</p> <p>A variable speed drive makes adjustment of pump performance to any duty point possible. If the motor is to be connected to a variable speed drive, the pump must be ordered with an electrically insulated motor bearing.</p> <p>Technical data</p> <p>Liquid:</p> <p>Pumped liquid: Water</p> <p>Liquid temperature range: -40 .. 248 °F</p> <p>Selected liquid temperature: 68 °F</p> <p>Density: 62.29 lb/ft³</p> <p>Technical:</p> <p>Rated pump speed: 3575 rpm</p> <p>Rated flow: 1350 US gpm</p> <p>Rated head: 620.1 ft</p> <p>Pump orientation: Vertical</p> <p>Shaft seal arrangement: Single</p> <p>Code for shaft seal: HQQE</p> <p>Approvals for drinking water: NSF/ANSI 61, NSF/ANSI 372</p> <p>Curve tolerance: ISO9906:2012 3B</p> <p>Materials:</p> <p>Base: Stainless steel EN 1.4408 ASTM A351 CF8M</p> <p>Impeller: Stainless steel EN 1.4401 AISI 316</p> <p>Bearing: WC/WC</p> <p>Thrust handling device: SiC/WC</p> <p>Material certified according to: European standards</p> <p>Installation:</p> <p>t max amb: 104 °F</p> <p>Maximum operating pressure: 580.15 psi</p> <p>Max pressure at stated temperature: 363 psi / 250 °F 580.15 psi / 176 °F</p> <p>Type of connection: ANSI</p> <p>Size of suction port: 8 inch</p> <p>Size of outlet port: 8 inch</p>



Company name:

Created by:

Phone:

Date:

1/26/2022

Count	Description
	Pressure rating for connection: 300 lb Flange size for motor: 447TSD Electrical data: Motor standard: NEMA Motor type: WEG IE Efficiency class: IE3 / NEMA Premium Rated power - P2: 251 HP Power (P2) required by pump: 251 HP Main frequency: 60 Hz Rated voltage: 3 x 460 V Service factor: 1.15 Rated current: 269 A Starting current: 670 % Cos phi - power factor: 0.90 Rated speed: 3573 rpm IE efficiency: IE3 95,8% Motor efficiency at full load: 95.8 % Motor efficiency at 3/4 load: 95.8 % Motor efficiency at 1/2 load: 95.4 % Number of poles: 2 Enclosure class (IEC 34-5): IP55 Insulation class (IEC 85): F Motor Number: 99883220 Controls: Frequency converter: NONE Others: Net weight: 3290 lb Gross weight: 3770 lb Shipping volume: 138 ft ³ Thrust handling device: Y



Company name:

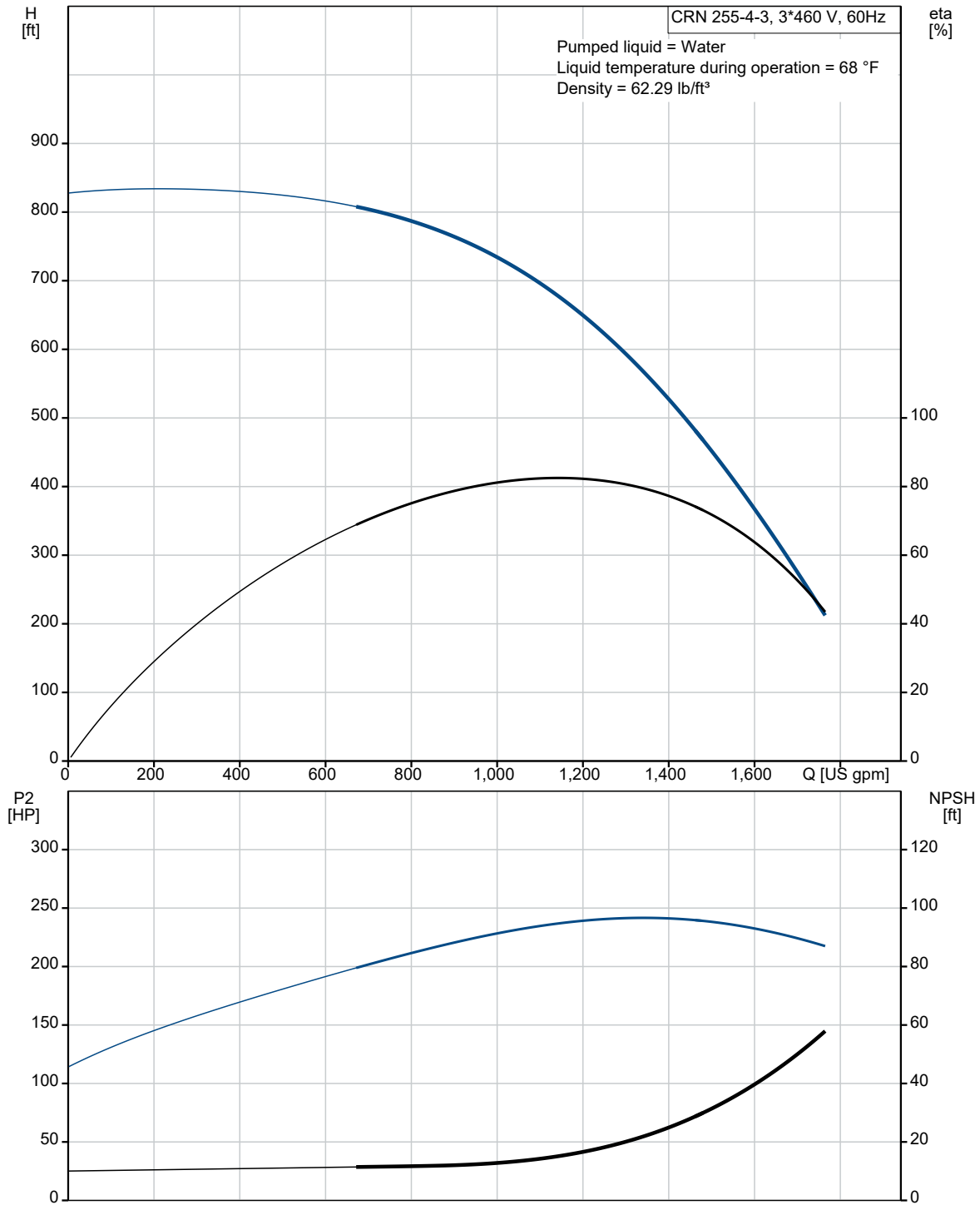
Created by:

Phone:

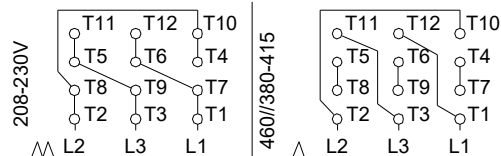
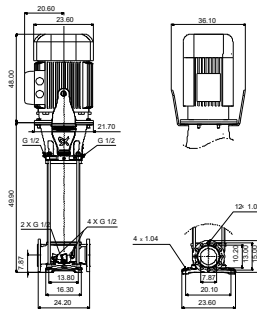
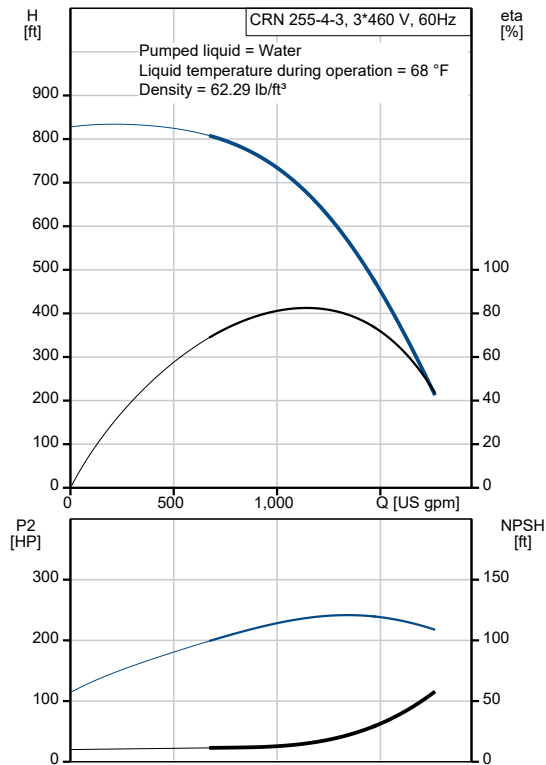
Date:

1/26/2022

99145530 CRN 255-4-3 A-G-A-E-HQQE 60 Hz



Description	Value
General information:	
Product name:	CRN 255-4-3 A-G-A-E-HQQE
Product No.:	99145530
EAN:	5712607599560
Technical:	
Rated pump speed:	3575 rpm
Rated flow:	1350 US gpm
Rated head:	620.1 ft
Maximum head:	831.7 ft
Stages:	4
Impellers:	4
Number of reduced-diameter impellers:	3
Low NPSH:	N
Pump orientation:	Vertical
Shaft seal arrangement:	Single
Code for shaft seal:	HQQE
Approvals for drinking water:	NSF/ANSI 61,NSF/ANSI 372
Curve tolerance:	ISO9906:2012 3B
Pump version:	A
Model:	A
Cooling:	IC 411
Materials:	
Base:	Stainless steel
Base:	EN 1.4408
Base:	ASTM A351 CF8M
Impeller:	Stainless steel
Impeller:	EN 1.4401
Impeller:	AISI 316
Material code:	A
Code for rubber:	E
Bearing:	WC/WC
Thrust handling device:	SiC/WC
Material certified according to:	European standards
Installation:	
t max amb:	104 °F
Maximum operating pressure:	580.15 psi
Max pressure at stated temperature:	363 psi / 250 °F
Max pressure at stated temperature:	580.15 psi / 176 °F
Type of connection:	ANSI
Size of suction port:	8 inch
Size of outlet port:	8 inch
Pressure rating for connection:	300 lb
Flange size for motor:	447TSD
Connect code:	G
Liquid:	





Company name:

Created by:

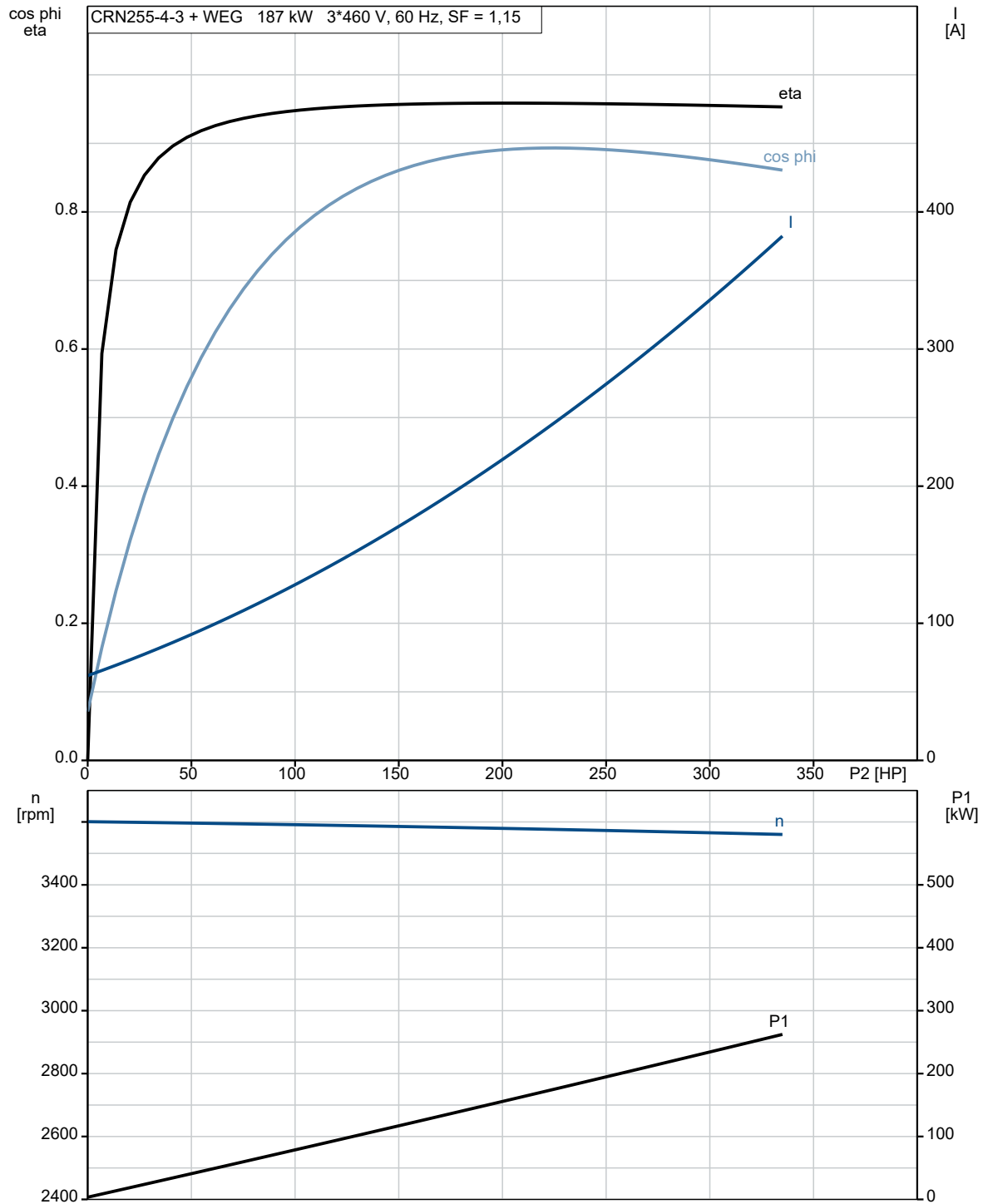
Phone:

Date:

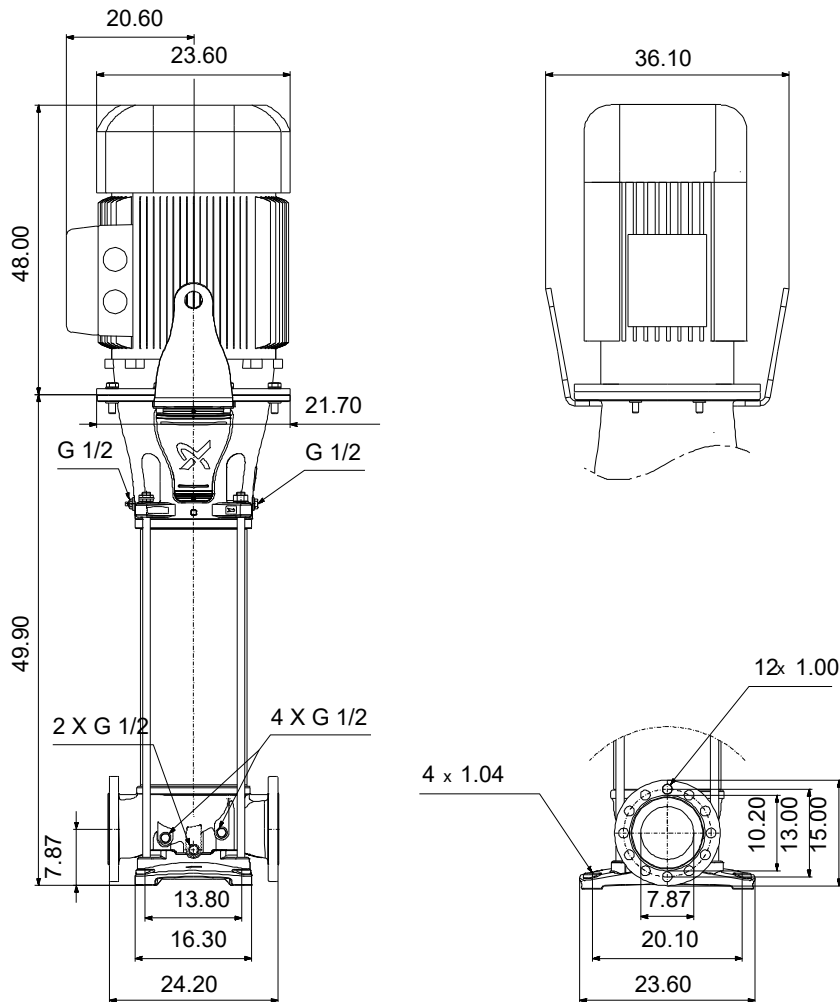
1/26/2022

Description	Value
Pumped liquid:	Water
Liquid temperature range:	-40 .. 248 °F
Selected liquid temperature:	68 °F
Density:	62.29 lb/ft³
Electrical data:	
Motor standard:	NEMA
Motor type:	WEG
IE Efficiency class:	IE3 / NEMA Premium
Rated power - P2:	251 HP
Power (P2) required by pump:	251 HP
Main frequency:	60 Hz
Rated voltage:	3 x 460 V
Service factor:	1.15
Rated current:	269 A
Starting current:	670 %
Full load SF current:	309 A
Cos phi - power factor:	0.90
Rated speed:	3573 rpm
IE efficiency:	IE3 95,8%
Motor efficiency at full load:	95.8 %
Motor efficiency at 3/4 load:	95.8 %
Motor efficiency at 1/2 load:	95.4 %
Number of poles:	2
Enclosure class (IEC 34-5):	IP55
Insulation class (IEC 85):	F
Built-in motor protection:	NONE
Motor Number:	99883220
Controls:	
Frequency converter:	NONE
Others:	
Net weight:	3290 lb
Gross weight:	3770 lb
Shipping volume:	138 ft³
Thrust handling device:	Y

99145530 CRN 255-4-3 A-G-A-E-HQQE 60 Hz

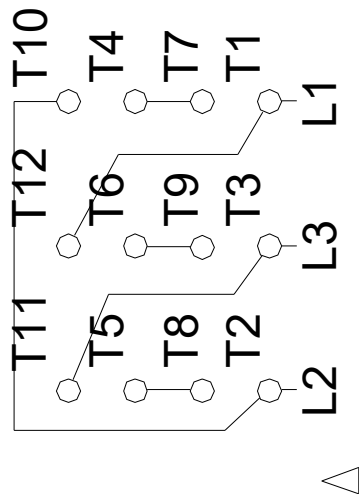


99145530 CRN 255-4-3 A-G-A-E-HQQE 60 Hz

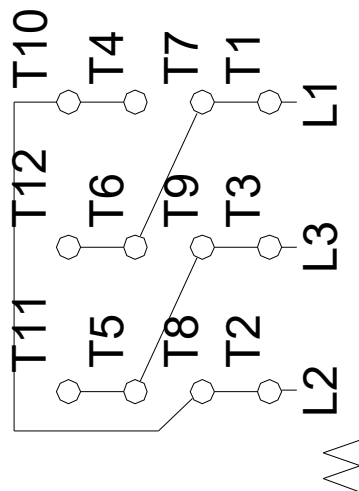


Note! All units are in [in] unless otherwise stated.
Disclaimer: This simplified dimensional drawing does not show all details.

99145530 CRN 255-4-3 A-G-A-E-HQQE 60 Hz



460//380-415



208-230V

All units are [in] unless otherwise presented.