

PROJECT:	UNIT TAG:	QUANTITY:
REPRESENTATIVE:	TYPE OF SERVICE:	
ENGINEER:	SUBMITTED BY:	DATE:
CONTRACTOR:	APPROVED BY:	DATE:
	ORDER NO.:	DATE:

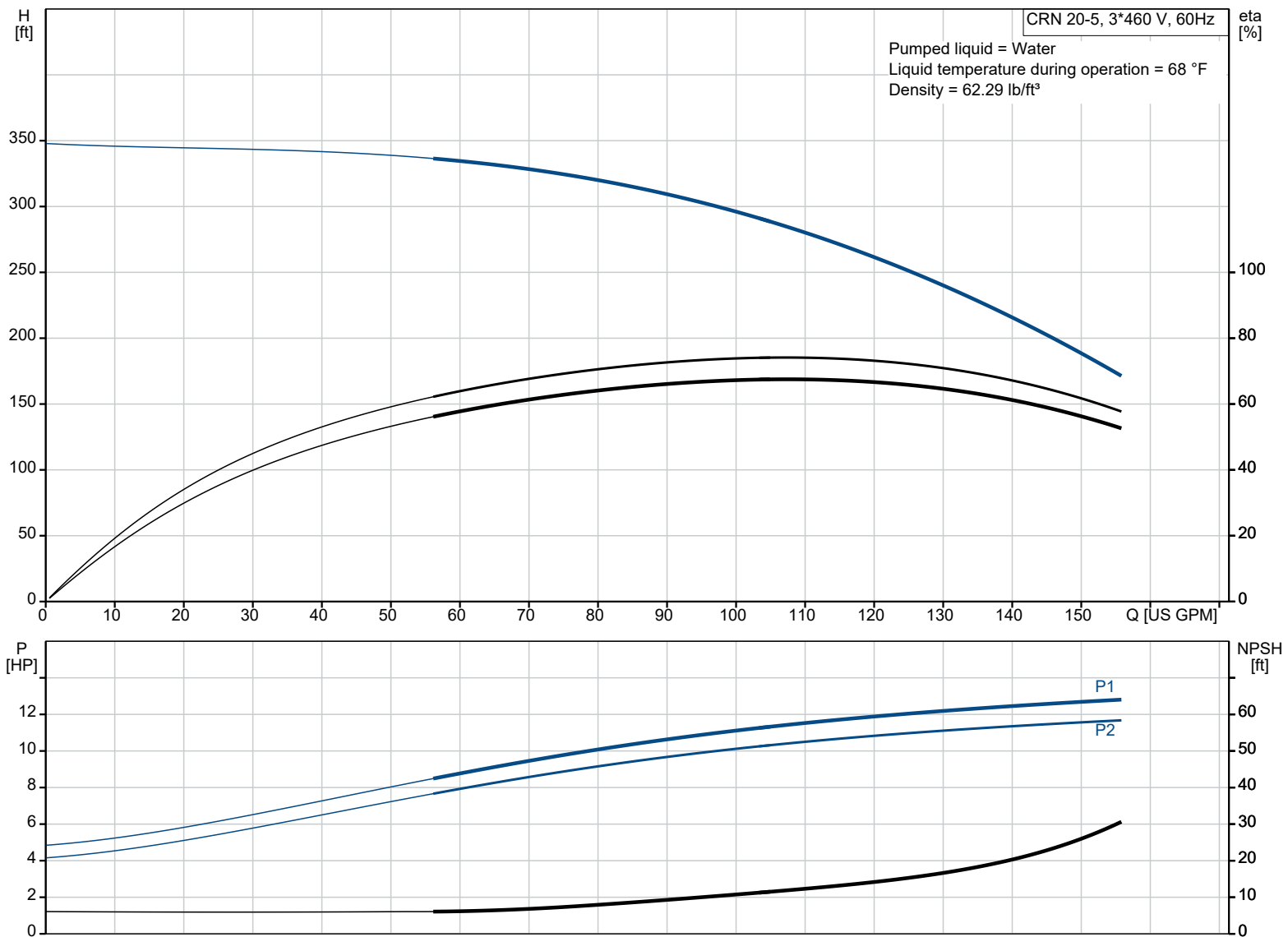


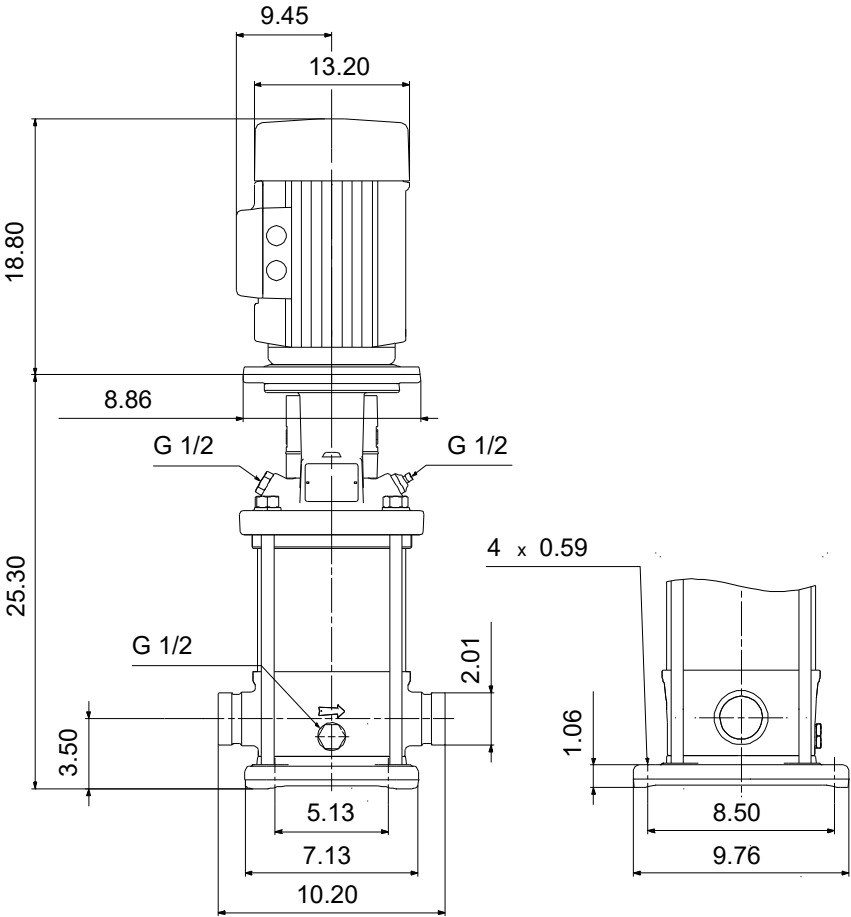
CRN 20-5 A-P-A-V-HQQV

Vertical, multistage centrifugal pump with suction and discharge ports on the same level. Pump materials in contact with the liquid are in high-grade stainless steel (EN 1.4401)

Note! Product picture may differ from actual product


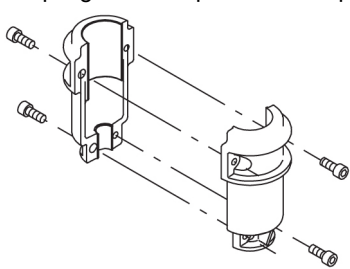
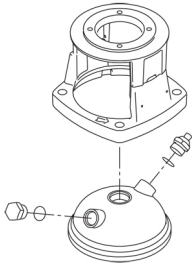
Conditions of Service		Pump Data		Motor Data	
Liquid:	Water	Max pressure at stated temp:	363 psi / 194 °F	Rated power - P2:	15 HP
Temperature:	68 °F	Liquid temperature range:	-4 .. 194 °F	Rated voltage:	230/460 V
Specific Gravity:	1.000	Maximum ambient temperature:	104 °F	Mains frequency:	60 Hz
		Shaft seal:	HQQV	Enclosure class:	IP55
		Product number:	99917882	Insulation class:	F
				Motor protection:	NONE
				Motor type:	WEG
				Eta 1/1:	91 %

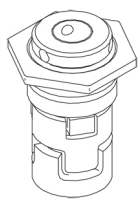
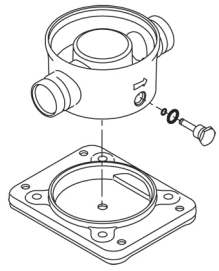




Materials:

Base:	Stainless steel
Base:	EN 1.4408
Base:	AISI 316
Impeller:	Stainless steel
Impeller:	AISI 316
Impeller:	EN 1.4401
Material code:	A
Code for rubber:	V

Qty.	Description
1	<p>CRN 20-5 A-P-A-V-HQQV</p>  <p>Product No.: 99917882</p> <p>Vertical, multistage centrifugal pump with inlet and outlet ports on same the level (inline). Pump materials in contact with the liquid are in high-grade stainless steel. A cartridge shaft seal ensures high reliability, safe handling, and easy access and service. Power transmission is via a rigid split coupling. Pipe connection is via PJE (Victaulic®) couplings.</p> <p>The pump is fitted with a 3-phase, fan-cooled asynchronous motor.</p> <p>Further product details</p> <p>Steel, cast iron and aluminium components have an epoxy-based coating made in a cathodic electro-deposition (CED) process. CED is a high-quality dip-painting process where an electrical field around the products ensures deposition of paint particles as a thin, well-controlled layer on the surface.</p> <p>An integral part of the process is a pretreatment.</p> <p>The entire process consists of these elements:</p> <ol style="list-style-type: none"> 1) Alkaline-based cleaning. 2) Zinc phosphating. 3) Cathodic electro-deposition. 4) Curing to a dry film thickness 18-22 my m. <p>The colour code for the finished product is NCS 9000/RAL 9005.</p> <p>Pump</p> <p>A long split coupling connects the pump and motor shaft. It is enclosed in the motor stool by means of two coupling guards. The long coupling makes it possible to replace the shaft seal without removing the motor from the pump.</p>  <p>The pump head and flange for motor mounting is made in one piece (cast iron). The pump head cover is a separate component (stainless steel). The pump head has a combined 1/2" priming plug and vent screw.</p>  <p>The pump is fitted with a balanced O-ring seal unit with a rigid torque-transmission system. This seal type is assembled in a cartridge unit which makes replacement safe and easy. Due to the balancing, this seal type is suitable for high-pressure applications. The cartridge construction also protects the pump shaft from possible wear from a dynamic O-ring between pump shaft and shaft seal.</p> <p>Seal faces:</p> <ul style="list-style-type: none"> • Rotating seal ring material: silicon carbide (SiC) • Stationary seat material: silicon carbide (SiC) <p>This material pairing is used where higher corrosion resistance is required. The high hardness of this material pairing offers good resistance against abrasive particles.</p> <p>Secondary seal material: FKM (fluorocarbon rubber)</p>

Qty.	Description																																		
1	<p>FKM has excellent resistance to oils and chemicals. Above 90 °C, FKM should only be used in media without water.</p>  <p>The shaft seal is screwed into the pump head.</p> <p>The chambers and impellers are made of stainless-steel sheet. The chambers are provided with a PTFE neck ring offering improved sealing and high efficiency. The impellers have smooth surfaces, and the shape of the blades ensure a high efficiency.</p> <p>The pump has a stainless-steel base mounted on a separate base plate.</p> <p>The base and base plate are kept in position by the tension of the staybolts which hold the pump together.</p> <p>The outlet side of the base has a drain plug.</p> <p>The pump is secured to the foundation by four bolts through the base plate.</p> <p>The base is prepared for connection by means of PJE (Victualic®) couplings.</p>  <p>Motor</p> <p>The motor is a totally enclosed, fan-cooled motor with principal dimensions to IEC and DIN standards. The motor is flange-mounted with free-hole flange (FF).</p> <p>Motor-mounting designation in accordance with IEC 60034-7: IM B 5 (Code I) / IM 3001 (Code II).</p> <p>Electrical tolerances comply with IEC 60034.</p> <p>The motor efficiency is classified as premium efficiency in accordance with EISA2007.</p> <p>The motor does not incorporate motor protection and must be connected to a motor-protective circuit breaker which can be manually reset. The motor-protective circuit breaker must be set according to the rated current of the motor (I1/1).</p> <p>The motor can be connected to a variable speed drive for adjustment of pump performance to any duty point. Grundfos CUE offers a range of variable speed drives. Please find more information in Grundfos Product Center.</p> <p>Technical data</p> <table> <tr> <td>Liquid:</td><td></td></tr> <tr> <td>Pumped liquid:</td><td>Water</td></tr> <tr> <td>Liquid temperature range:</td><td>-4 .. 194 °F</td></tr> <tr> <td>Selected liquid temperature:</td><td>68 °F</td></tr> <tr> <td>Density:</td><td>62.29 lb/ft³</td></tr> </table> <p>Technical:</p> <table> <tr> <td>Pump speed on which pump data are based:</td><td>3444 rpm</td></tr> <tr> <td>Rated flow:</td><td>111 US GPM</td></tr> <tr> <td>Rated head:</td><td>268.7 ft</td></tr> <tr> <td>Actual impeller diameter:</td><td>4.13 in</td></tr> <tr> <td>Pump orientation:</td><td>Vertical</td></tr> <tr> <td>Shaft seal arrangement:</td><td>Single</td></tr> <tr> <td>Code for shaft seal:</td><td>HQQV</td></tr> <tr> <td>Approvals:</td><td>CURUS</td></tr> <tr> <td>Curve tolerance:</td><td>ISO9906:2012 3B</td></tr> </table> <p>Materials:</p> <table> <tr> <td>Base:</td><td>Stainless steel EN 1.4408 AISI 316</td></tr> <tr> <td>Impeller:</td><td>Stainless steel EN 1.4401 AISI 316</td></tr> <tr> <td>Bearing:</td><td>SIC</td></tr> </table>	Liquid:		Pumped liquid:	Water	Liquid temperature range:	-4 .. 194 °F	Selected liquid temperature:	68 °F	Density:	62.29 lb/ft³	Pump speed on which pump data are based:	3444 rpm	Rated flow:	111 US GPM	Rated head:	268.7 ft	Actual impeller diameter:	4.13 in	Pump orientation:	Vertical	Shaft seal arrangement:	Single	Code for shaft seal:	HQQV	Approvals:	CURUS	Curve tolerance:	ISO9906:2012 3B	Base:	Stainless steel EN 1.4408 AISI 316	Impeller:	Stainless steel EN 1.4401 AISI 316	Bearing:	SIC
Liquid:																																			
Pumped liquid:	Water																																		
Liquid temperature range:	-4 .. 194 °F																																		
Selected liquid temperature:	68 °F																																		
Density:	62.29 lb/ft³																																		
Pump speed on which pump data are based:	3444 rpm																																		
Rated flow:	111 US GPM																																		
Rated head:	268.7 ft																																		
Actual impeller diameter:	4.13 in																																		
Pump orientation:	Vertical																																		
Shaft seal arrangement:	Single																																		
Code for shaft seal:	HQQV																																		
Approvals:	CURUS																																		
Curve tolerance:	ISO9906:2012 3B																																		
Base:	Stainless steel EN 1.4408 AISI 316																																		
Impeller:	Stainless steel EN 1.4401 AISI 316																																		
Bearing:	SIC																																		

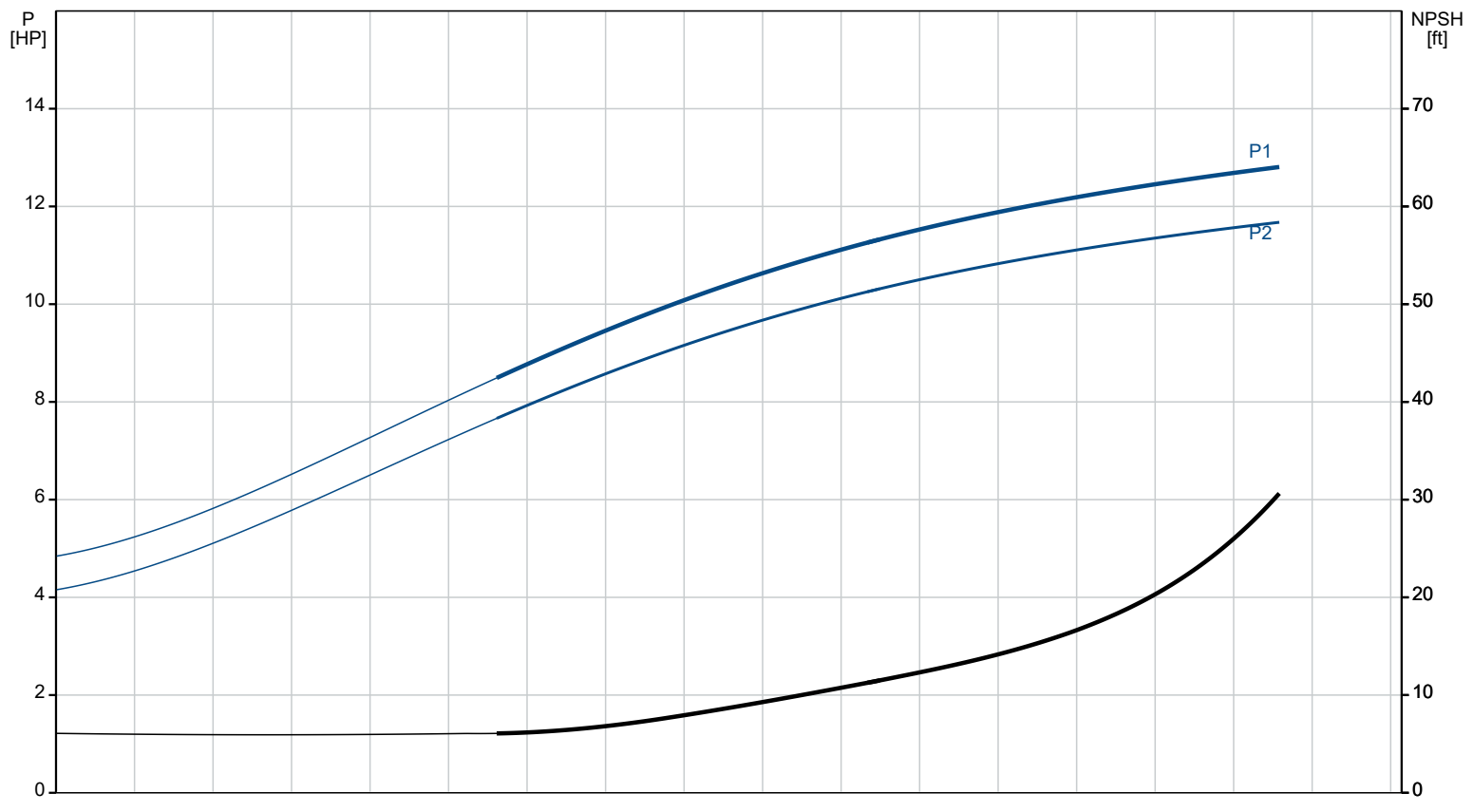
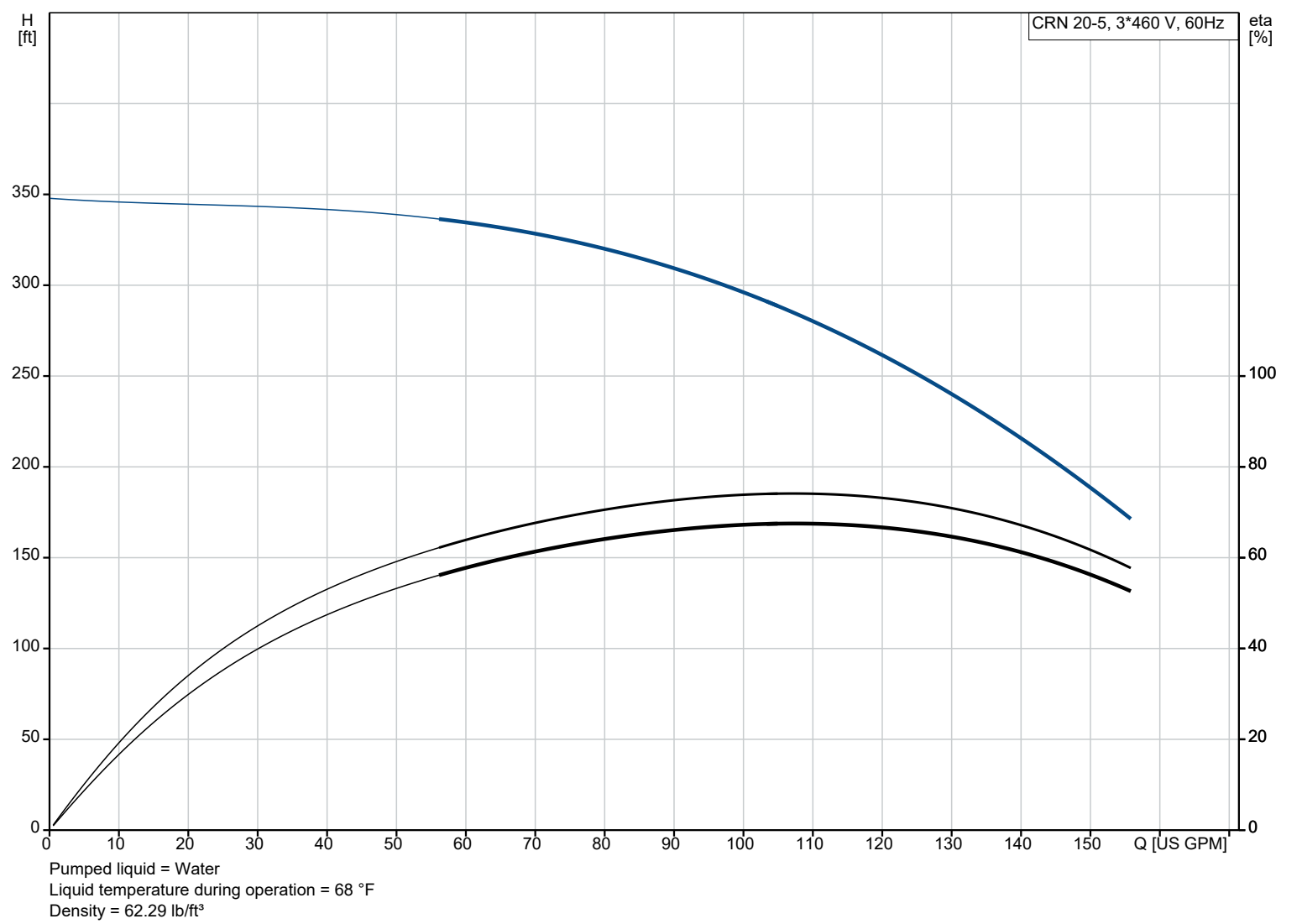
Qty.	Description
1	<p>Installation:</p> <p>t max amb: 104 °F</p> <p>Maximum operating pressure: 362.59 psi</p> <p>Max pressure at stated temp: 363 psi / 194 °F</p> <p>363 psi / -4 °F</p> <p>Type of connection: PJE</p> <p>Size of inlet connection: DN 50</p> <p>Size of outlet connection: DN 50</p> <p>Pressure rating for connection: PN 50</p> <p>Flange size for motor: 254TC</p> <p>Electrical data:</p> <p>Motor standard: NEMA</p> <p>Motor type: WEG</p> <p>IE Efficiency class: IE3 / NEMA Premium</p> <p>Rated power - P2: 15 HP</p> <p>Power (P2) required by pump: 15 HP</p> <p>Mains frequency: 60 Hz</p> <p>Rated voltage: 3 x 230/460 V</p> <p>Service factor: 1.15</p> <p>Rated current: 34.8/17.4 A</p> <p>Starting current: 680 %</p> <p>Cos phi - power factor: 0.87</p> <p>Rated speed: 3525 rpm</p> <p>IE efficiency: IE3 91%</p> <p>Motor efficiency at full load: 91 %</p> <p>Motor efficiency at 3/4 load: 91 %</p> <p>Motor efficiency at 1/2 load: 89.5 %</p> <p>Number of poles: 2</p> <p>Enclosure class (IEC 34-5): IP55</p> <p>Insulation class (IEC 85): F</p> <p>Motor No: 99883247</p> <p>Controls:</p> <p>Frequency converter: NONE</p> <p>Others:</p> <p>DOE Pump Energy Index CL: 0.91</p> <p>Net weight: 282 lb</p> <p>Gross weight: 368 lb</p> <p>Shipping volume: 13.1 ft³</p>



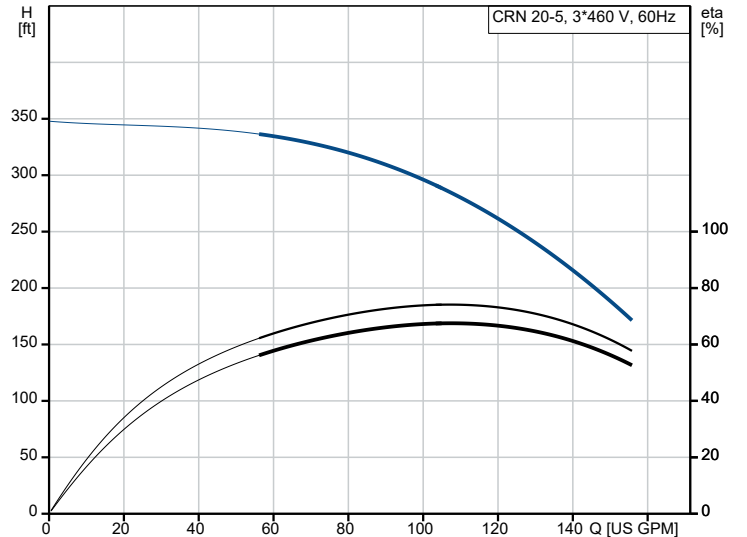
Company name:
Created by:
Phone:

Date: 31/01/2023

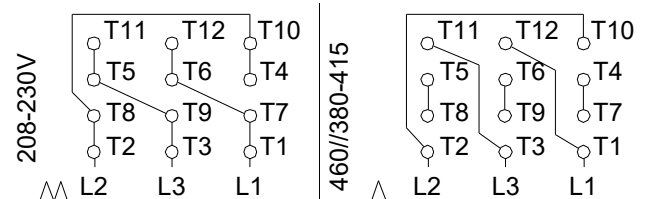
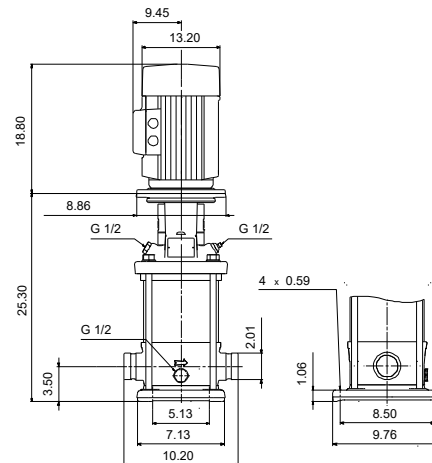
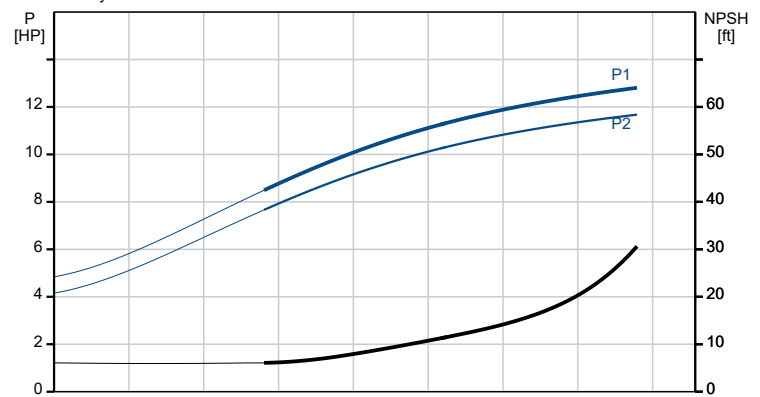
99917882 CRN 20-5 A-P-A-V-HQQV 60 Hz



Description	Value
General information:	
Product name:	CRN 20-5 A-P-A-V-HQQV
Product No:	99917882
EAN number:	5715114127103
Technical:	
Pump speed on which pump data are based:	3444 rpm
Rated flow:	111 US GPM
Rated head:	268.7 ft
Maximum head:	344.5 ft
Actual impeller diameter:	4.13 in
Stages:	5
Impellers:	5
Number of reduced-diameter impellers:	0
Low NPSH:	N
Pump orientation:	Vertical
Shaft seal arrangement:	Single
Code for shaft seal:	HQQV
Approvals:	CURUS
Curve tolerance:	ISO9906:2012 3B
Pump version:	A
Model:	A
Cooling:	IC 411
Materials:	
Base:	Stainless steel
Base:	EN 1.4408
Base:	AISI 316
Impeller:	Stainless steel
Impeller:	EN 1.4401
Impeller:	AISI 316
Material code:	A
Code for rubber:	V
Bearing:	SIC
Installation:	
t max amb:	104 °F
Maximum operating pressure:	362.59 psi
Max pressure at stated temp:	363 psi / 194 °F
Max pressure at stated temp:	363 psi / -4 °F
Type of connection:	PJE
Size of inlet connection:	DN 50
Size of outlet connection:	DN 50
Pressure rating for connection:	PN 50
Flange size for motor:	254TC
Connect code:	P
Liquid:	
Pumped liquid:	Water
Liquid temperature range:	-4 .. 194 °F
Selected liquid temperature:	68 °F
Density:	62.29 lb/ft³
Electrical data:	
Motor standard:	NEMA
Motor type:	WEG
IE Efficiency class:	IE3 / NEMA Premium
Rated power - P2:	15 HP
Power (P2) required by pump:	15 HP
Mains frequency:	60 Hz
Rated voltage:	3 x 230/460 V
Service factor:	1.15
Rated current:	34.8/17.4 A
Starting current:	680 %
Full load SF current:	40/20 A
Cos phi - power factor:	0.87
Rated speed:	3525 rpm
IE efficiency:	IE3 91%
Motor efficiency at full load:	91 %
Motor efficiency at 3/4 load:	91 %



Pumped liquid = Water
Liquid temperature during operation = 68 °F
Density = 62.29 lb/ft³



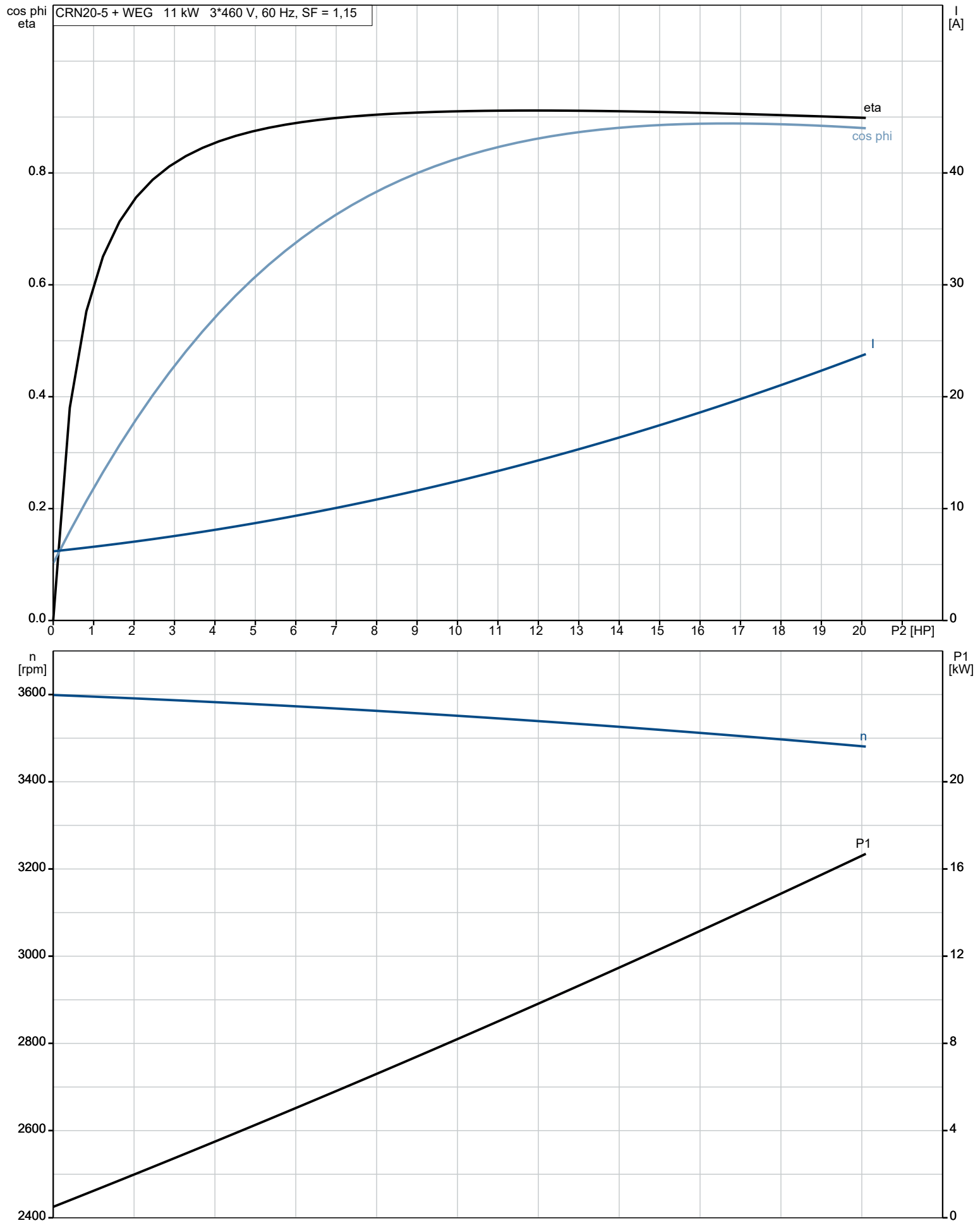


Company name:
Created by:
Phone:

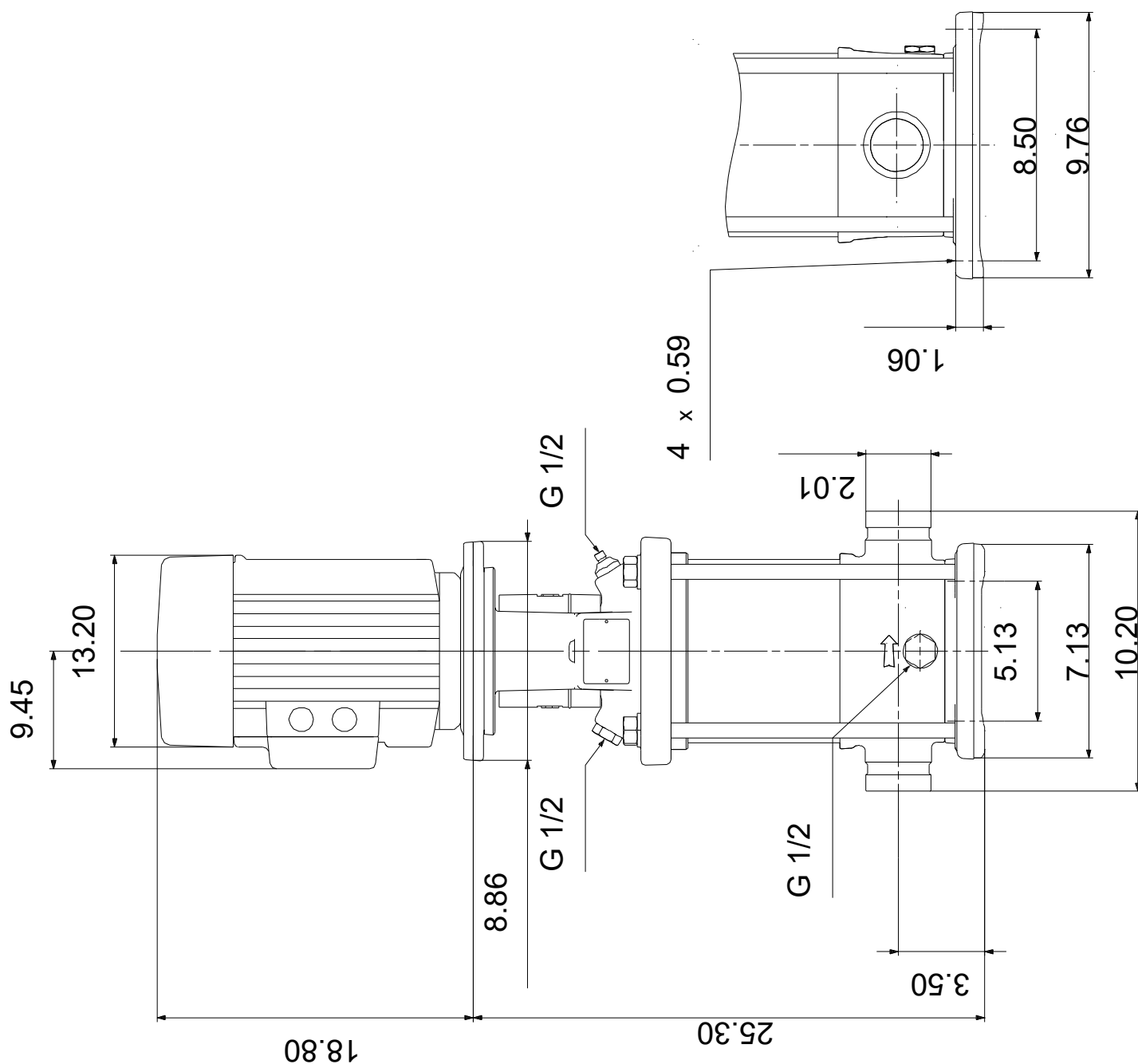
Date: 31/01/2023

Description	Value
Motor efficiency at 1/2 load:	89.5 %
Number of poles:	2
Enclosure class (IEC 34-5):	IP55
Insulation class (IEC 85):	F
Built-in motor protection:	NONE
Motor No:	99883247
Controls:	
Frequency converter:	NONE
Others:	
DOE Pump Energy Index CL:	0.91
Net weight:	282 lb
Gross weight:	368 lb
Shipping volume:	13.1 ft³

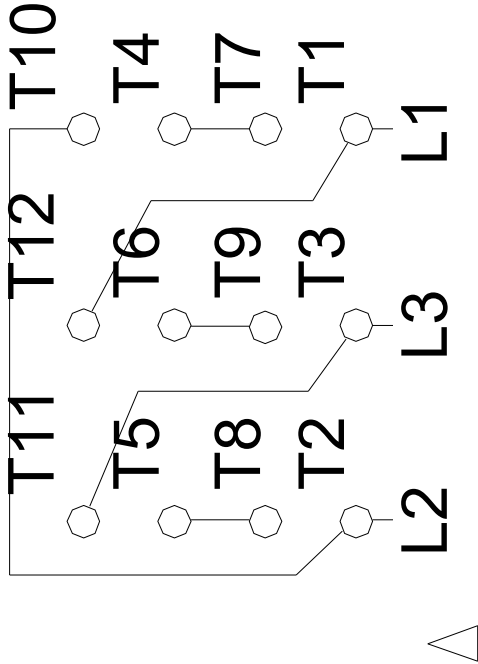
99917882 CRN 20-5 A-P-A-V-HQQV 60 Hz



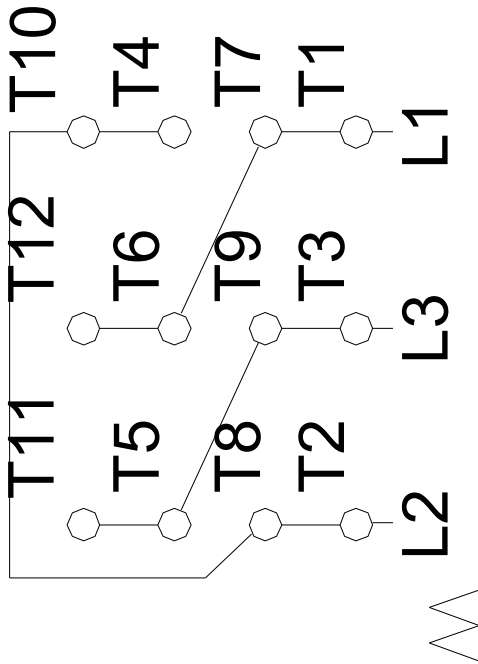
99917882 CRN 20-5 A-P-A-V-HQQV 60 Hz



99917882 CRN 20-5 A-P-A-V-HQQV 60 Hz



460//380-415



208-230V