

Submittal Data

PROJECT:	UNIT TAG:	QUANTITY:
REPRESENTATIVE:	TYPE OF SERVICE:	DATE:
ENGINEER:	SUBMITTED BY:	DATE:
CONTRACTOR:	APPROVED BY:	DATE:
	ORDER NO.:	DATE:

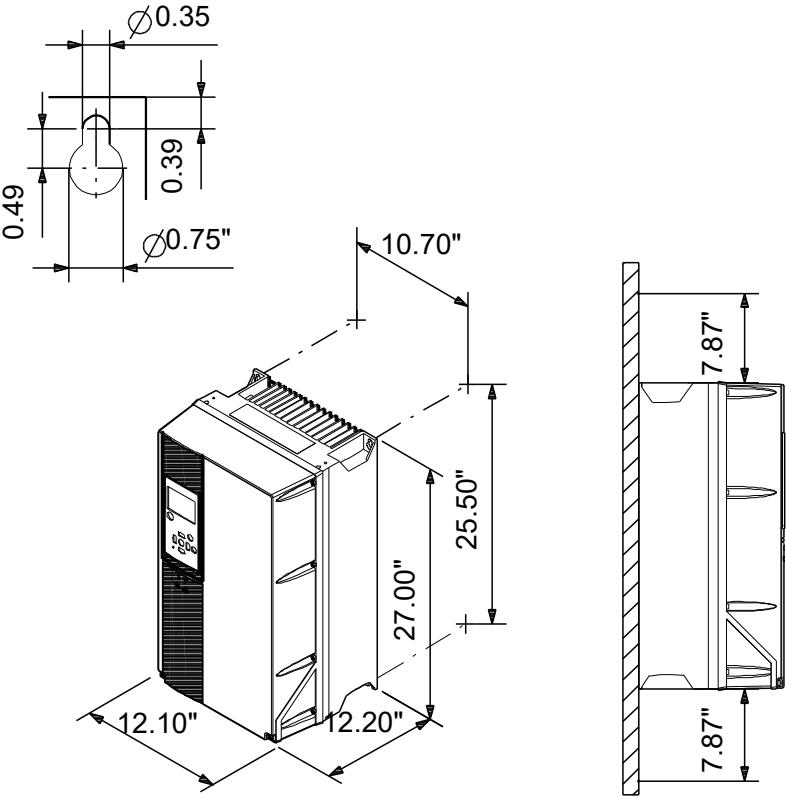


CUE 3X200-240V IP66 18,5KW DC


CUE

Note! Product picture may differ from actual product

Conditions of Service	Pump Data	Motor Data
	<div>Maximum ambient temperature:113 °F</div> <div>Approvals:CE, CULUS, C-TICK</div> <div>Product number:99619028</div>	<div>Mains frequency:50 / 60 Hz</div> <div>Enclosure class:IP66</div> <div>Motor protection:YES</div> <div>Thermal protection:external</div>

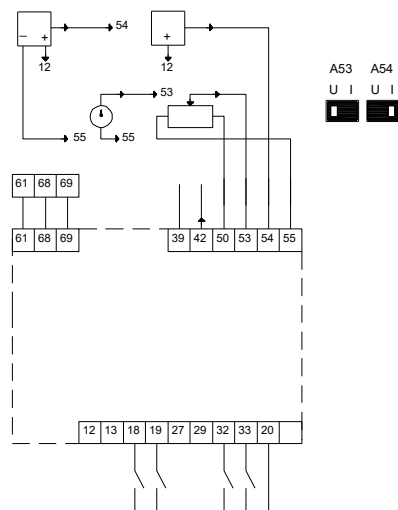
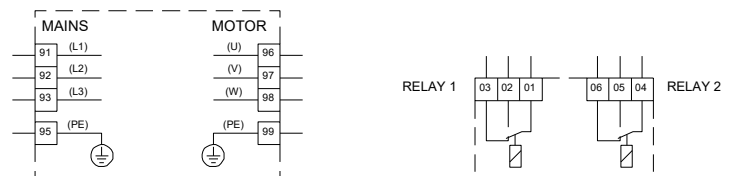
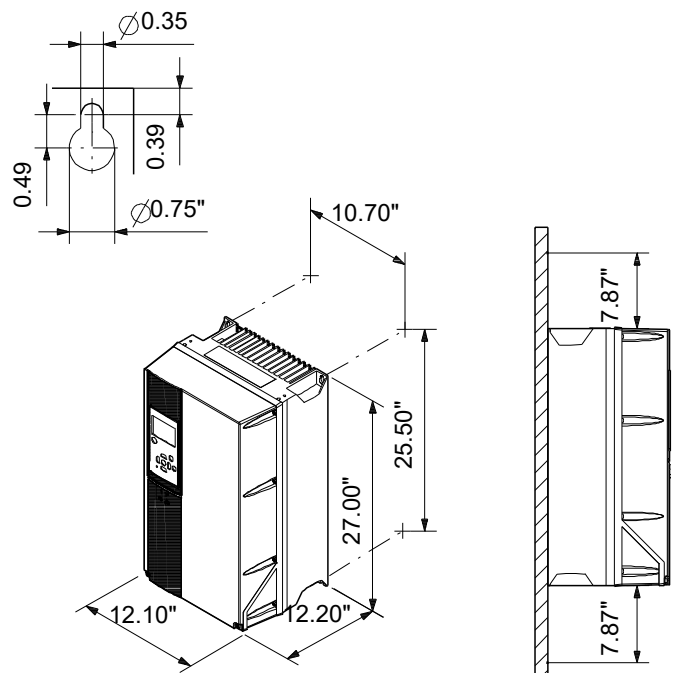


**Materials:**

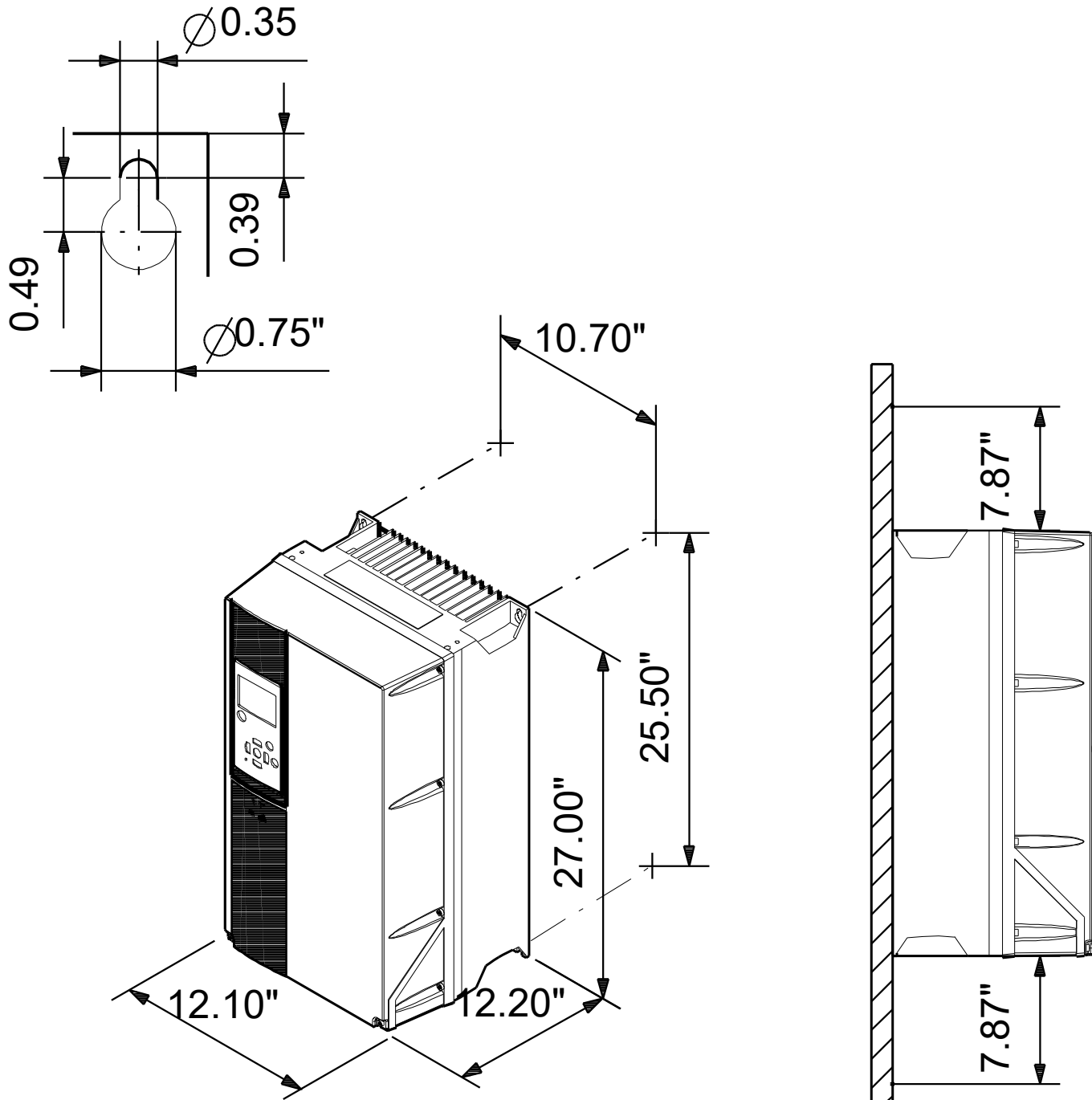
Qty.	Description
1	<p><b>CUE 3X200-240V IP66 18,5KW DC</b></p>  <p>Note! Product picture may differ from actual product</p> <p>Product No.: <a href="#">99619028</a></p> <p>CUE is a complete range of external frequency converters designed for speed control of a wide range of Grundfos pumps. CUE has a built-in PI controller and offers the same functionality and user-interface as Grundfos E-pumps. CUE solutions can thus be seen as an extension to the E-pump range.</p> <p>By choosing a CUE-solution, you will get the following benefits:</p> <ul style="list-style-type: none"> <li>- Grundfos E-pump functionality and user-interface</li> <li>- application- and pump-family-related functions</li> <li>- increased comfort compared to fixed-speed pumps</li> <li>- very easy installation and commissioning compared to standard frequency converters</li> <li>- speed control of pumps up to 250 kW</li> <li>- speed control of pumps installed in potentially explosive environments.</li> </ul> <p>CUE offers the following inputs and output:</p> <ul style="list-style-type: none"> <li>- RS-485 GENIbus</li> <li>- an analog 0-10 V input for external setpoint</li> <li>- an analog 0/4-20 mA input for sensor</li> <li>- four digital inputs for various functions, for instance external start/stop</li> <li>- two signal relays (C/NO/NC).</li> </ul> <p>Accessories:</p> <p>Input/output add-on board</p> <p>Provides additional input:</p> <ul style="list-style-type: none"> <li>- one 0/4-20 mA analog input for an additional sensor</li> <li>- one 0-20 mA analog output</li> <li>- two inputs for Pt100/Pt1000 temperature sensors, for instance for bearing monitoring.</li> </ul> <p>Motor filters:</p> <p>For reduction of dU/dt and peak voltages to the motor windings and for reduction of the acoustic noise generated in the motor, a number of motor filters are offered:</p> <ul style="list-style-type: none"> <li>- dU/dt filters , 11-250 kW</li> <li>- Sine wave filters, 0.55-250 kW.</li> </ul> <p>Technical:</p> <p>Approvals: CE, CULUS, C-TICK</p> <p>Installation:</p> <p>Range of ambient temperature: 32 .. 113 °F</p> <p>Relative humidity: 5-95 %</p> <p>Electrical data:</p> <p>Rated power - P2: 25 HP</p> <p>Mains frequency: 50 / 60 Hz</p> <p>Rated voltage: 3 x 200-240 V</p> <p>Rated current: 74.8 A</p> <p>Maximum current consumption: 74.8 A</p> <p>Efficiency at full load: 96 %</p> <p>Enclosure class (IEC 34-5): IP66</p> <p>Others:</p>



Description	Value
<b>General information:</b>	
Product name:	CUE 3X200-240V IP66 18,5KW DC
Product No:	99619028
EAN number:	5713832013388
<b>Technical:</b>	
Approvals:	CE, CULUS, C-TICK
<b>Installation:</b>	
Range of ambient temperature:	32 .. 113 °F
Relative humidity:	5-95 %
Mounted on:	WALL
<b>Electrical data:</b>	
Rated power - P2:	25 HP
Mains frequency:	50 / 60 Hz
Rated voltage:	3 x 200-240 V
Rated current:	74.8 A
Maximum current consumption:	74.8 A
Efficiency at full load:	96 %
Enclosure class (IEC 34-5):	IP66
Built-in motor protection:	YES
Thermal protec:	external
Cable length:	150/300 m
<b>Others:</b>	
Net weight:	99.2 lb
Gross weight:	99.7 lb
Country of origin:	US
Custom tariff no.:	8504.40.4000



## 99619028 CUE 3X200-240V IP66 18,5KW DC



## 99619028 CUE 3X200-240V IP66 18,5KW DC

