

Submittal Data

PROJECT:	UNIT TAG:	QUANTITY:
REPRESENTATIVE: _____	TYPE OF SERVICE:	DATE: _____
ENGINEER:	SUBMITTED BY:	DATE:
CONTRACTOR:	APPROVED BY:	DATE:
	ORDER NO.:	DATE:

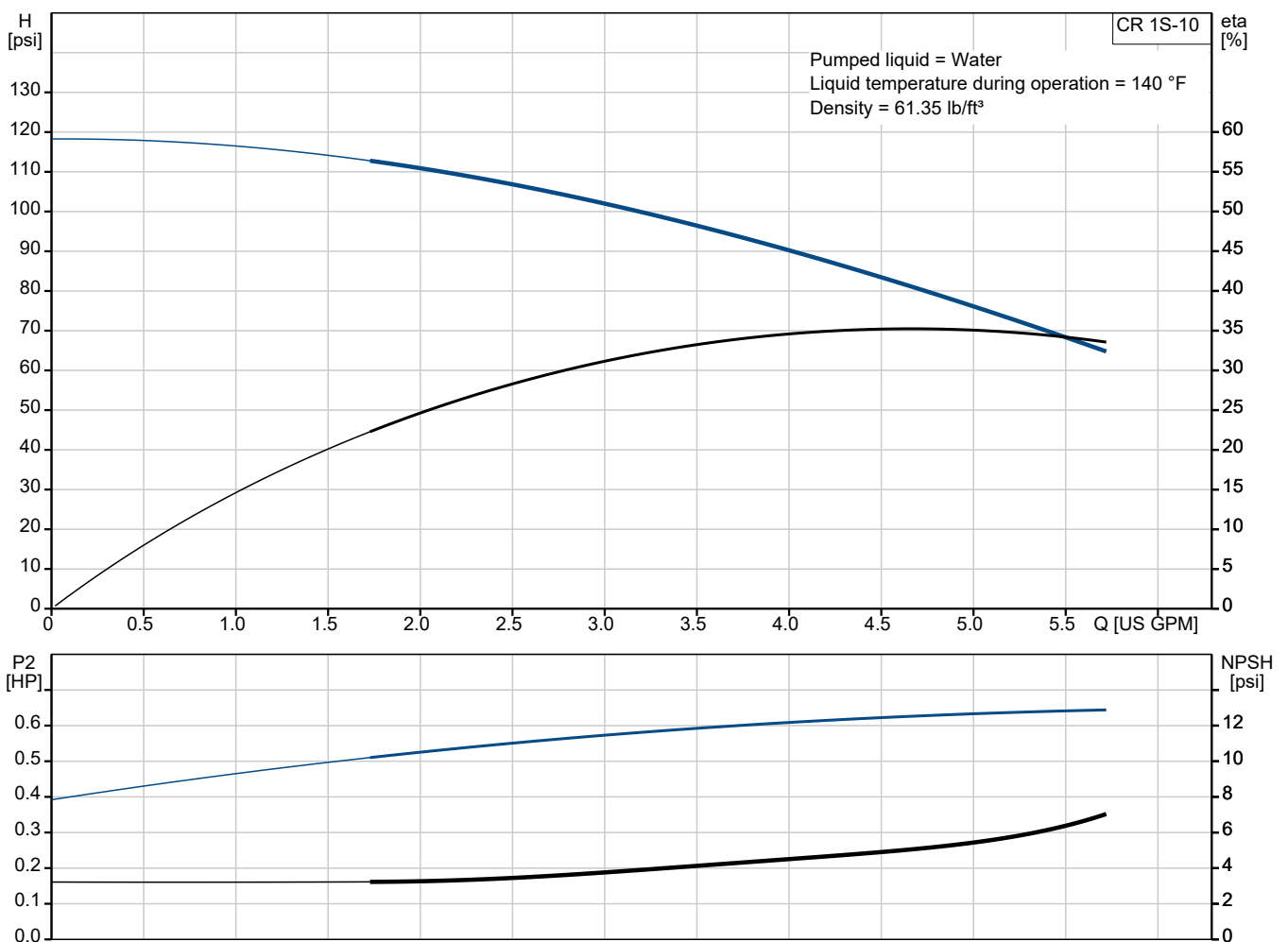


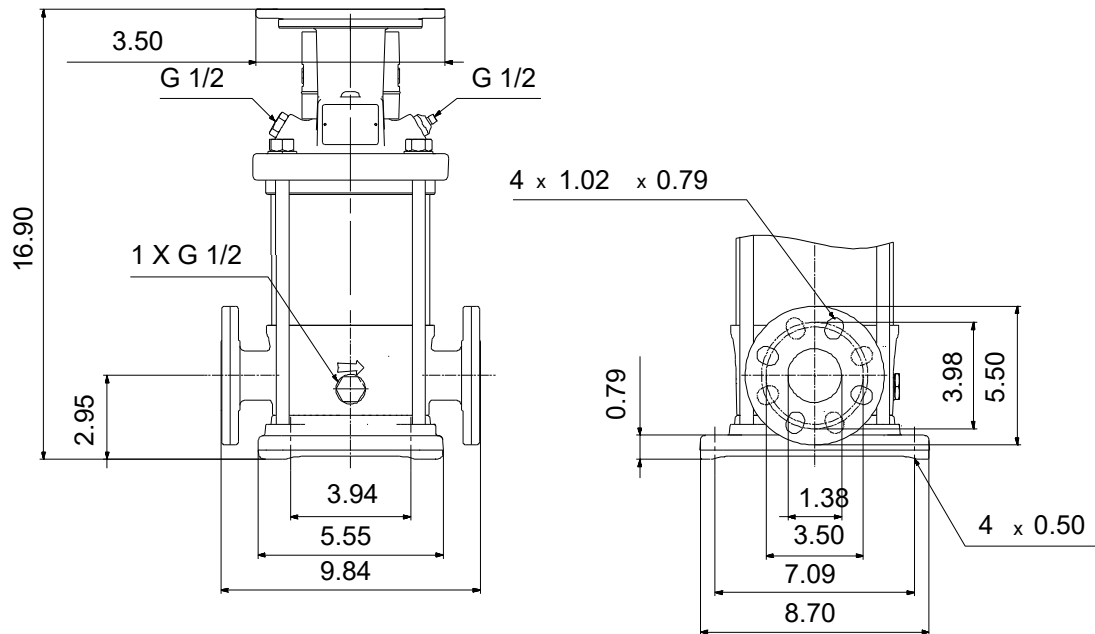
Note! Product picture may differ from actual product

CR 1S-10 A-FGJ-A-E-HQQE

Vertical, multistage centrifugal pump with suction and discharge ports on the same level. The pump head and base are in cast iron - all other wetted parts are in stainless steel (EN 1.4301)

Conditions of Service		Pump Data		Motor Data	
Liquid:	Water	Max pressure at stated temp:	363 psi / 250 °F	Mains frequency:	60 Hz
Temperature:	140 °F	Liquid temperature range:	-4 .. 248 °F		
Specific Gravity:	0.985	Shaft seal:	HQQE		
		Product number:	96081009		





Materials:

Base: Cast iron
EN 1561 EN-GJL-200
ASTM A48-25B

Impeller: Stainless steel
AISI 304
EN 1.4301

Material code: A

Code for rubber: E

Qty. Description

1 CR 1S-10 A-FGJ-A-E-HQQE



Note! Product picture may differ from actual product

Product No.: [96081009](#)

Pump without motor

Vertical, multistage centrifugal pump with inlet and outlet ports on same the level (inline). The pump head and base are in cast iron – all other wetted parts are in stainless steel. Power transmission is via a rigid split coupling. Pipe connection is via combined DIN-ANSI-JIS flanges.

Further product details

Steel, cast iron and aluminium components have an epoxy-based coating made in a cathodic electro-deposition (CED) process.

CED is a high-quality dip-painting process where an electrical field around the products ensures deposition of paint particles as a thin, well-controlled layer on the surface.

An integral part of the process is a pretreatment.

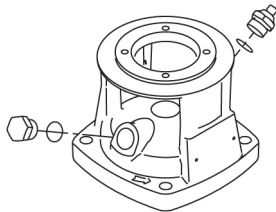
The entire process consists of these elements:

- 1) Alkaline-based cleaning.
- 2) Zinc phosphating.
- 3) Cathodic electro-deposition.
- 4) Curing to a dry film thickness 18-22 my m.

The colour code for the finished product is NCS 9000/RAL 9005.

Pump

The pump head, pump head cover and flange for motor mounting is made in one piece. The pump head has a combined 1/2" priming plug and vent screw.



The pump is fitted with a balanced O-ring seal unit with a rigid torque-transmission system.

This seal type is assembled in a cartridge unit which makes replacement safe and easy.

Due to the balancing, this seal type is suitable for high-pressure applications.

The cartridge construction also protects the pump shaft from possible wear from a dynamic O-ring between pump shaft and shaft seal.

Seal faces:

- Rotating seal ring material: silicon carbide (SiC)
- Stationary seat material: silicon carbide (SiC)

This material pairing is used where higher corrosion resistance is required. The high hardness of this material pairing offers good resistance against abrasive particles.

Secondary seal material: EPDM (ethylene-propylene rubber)

EPDM has excellent resistance to hot water. EPDM is not suitable for mineral oils.

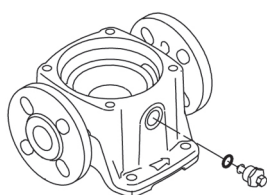
Qty.	Description
------	-------------

1	<div data-bbox="199 336 336 528" data-label="Image">  </div> <p>The shaft seal is screwed into the pump head.</p> <p>The base is made of cast iron. The flanges and base are cast in one piece. The outlet side of the base has a combined drain plug and bypass valve. The pump is secured to the foundation by four bolts through the base plate.</p> <div data-bbox="199 698 467 891" data-label="Image">  </div> <p>Motor The pump is sold without motor.</p> <p>Technical data</p> <p>Liquid: Pumped liquid: Water Liquid temperature range: -4 .. 248 °F Selected liquid temperature: 140 °F Density: 61.35 lb/ft³</p> <p>Technical: Pump speed on which pump data are based: 3439 rpm Rated flow: 4.84 US GPM Rated head: 78.46 psi Pump orientation: Vertical Shaft seal arrangement: Single Primary shaft seal: HQQE Code for shaft seal: HQQE Approvals: CE Approvals for drinking water: NSF/ANSI 61 Curve tolerance: ISO9906:2012 3B</p> <p>Materials: Base: Cast iron EN 1561 EN-GJL-200 ASTM A48-25B Impeller: Stainless steel EN 1.4301 AISI 304 Bearing: SIC</p> <p>Installation: Maximum operating pressure: 362.59 psi Max pressure at stated temp: 363 psi / 250 °F 363 psi / -4 °F Type of connection: DIN / ANSI / JIS</p>
---	---



The shaft seal is screwed into the pump head.

The base is made of cast iron. The flanges and base are cast in one piece. The outlet side of the base has a combined drain plug and bypass valve. The pump is secured to the foundation by four bolts through the base plate.



Motor

The pump is sold without motor.

Technical data

Liquid:
Pumped liquid: Water
Liquid temperature range: -4 .. 248 °F
Selected liquid temperature: 140 °F
Density: 61.35 lb/ft³

Technical:
Pump speed on which pump data are based: 3439 rpm
Rated flow: 4.84 US GPM
Rated head: 78.46 psi
Pump orientation: Vertical
Shaft seal arrangement: Single
Primary shaft seal: HQQE
Code for shaft seal: HQQE
Approvals: CE
Approvals for drinking water: NSF/ANSI 61
Curve tolerance: ISO9906:2012 3B

Materials:
Base: Cast iron
EN 1561 EN-GJL-200
ASTM A48-25B
Impeller: Stainless steel
EN 1.4301
AISI 304
Bearing: SIC

Installation:
Maximum operating pressure: 362.59 psi
Max pressure at stated temp: 363 psi / 250 °F
363 psi / -4 °F
Type of connection: DIN / ANSI / JIS



Company name:

Created by:

Phone:

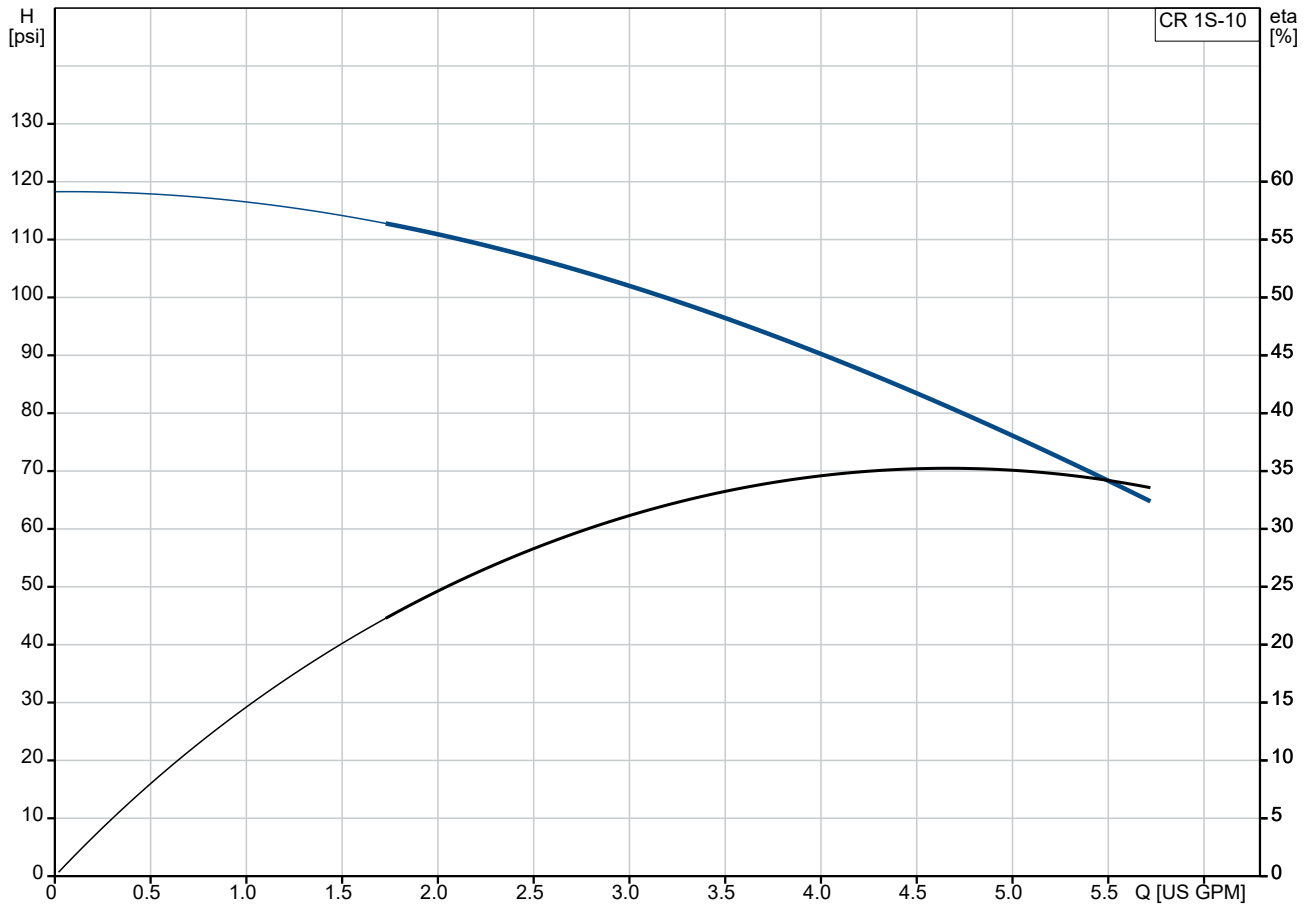
Date:

17/04/2025

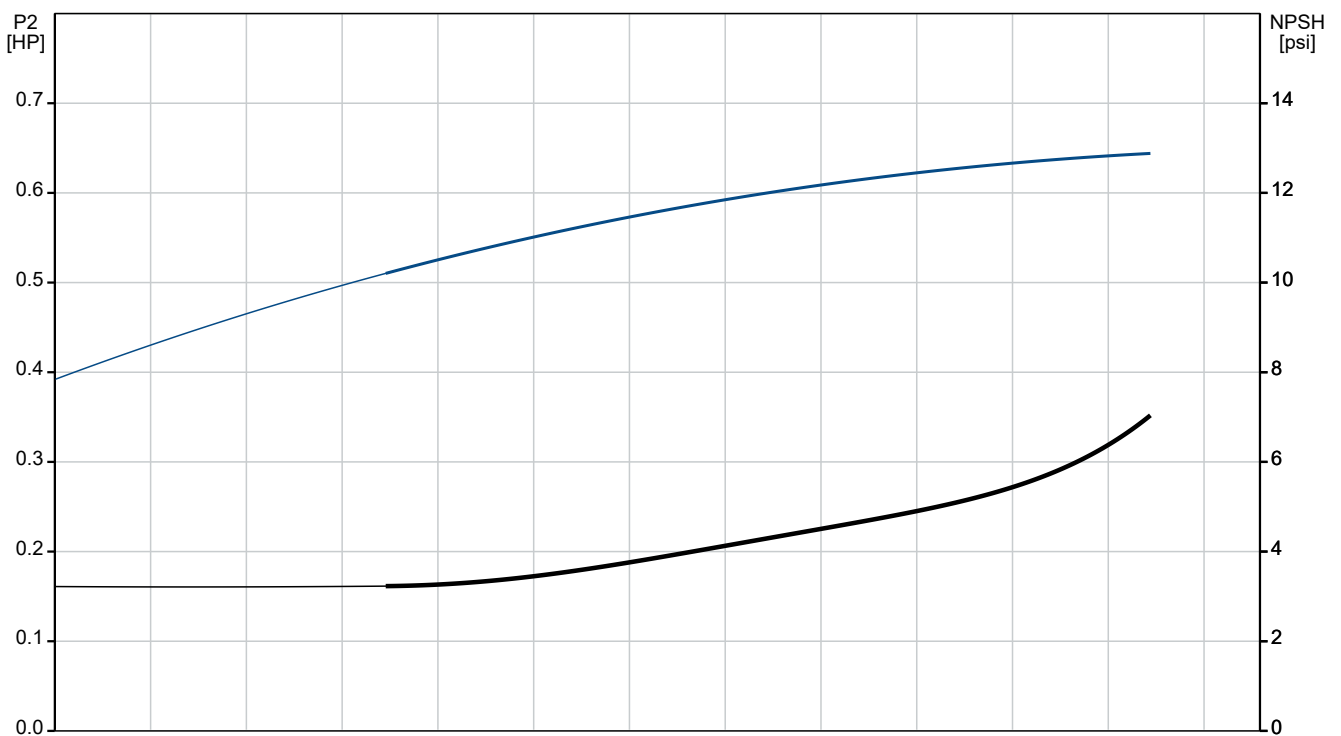
Qty.	Description
------	-------------

1	Size of inlet connection: DN 25/32 1 1/4 inch Size of outlet connection: DN 25/32 1 1/4 inch Pressure rating for connection: PN 25 Flange rating inlet: 250 lb Flange size for motor: 56C Electrical data: Motor standard: NEMA Power (P2) required by pump: 0.75 HP Controls: Frequency converter: None Others: Net weight: 46.2 lb Gross weight: 57.2 lb Shipping volume: 4.94 ft³ Country of origin: US Custom tariff no.: 8413.70.2040
---	---

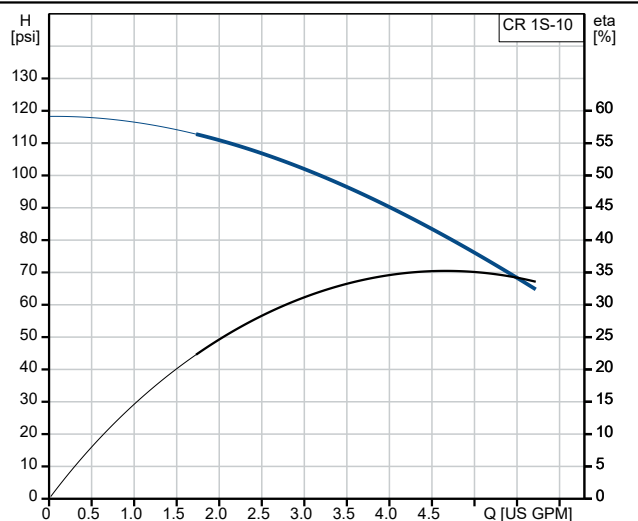
96081009 CR 1S-10 A-FGJ-A-E-HQQE 60 Hz



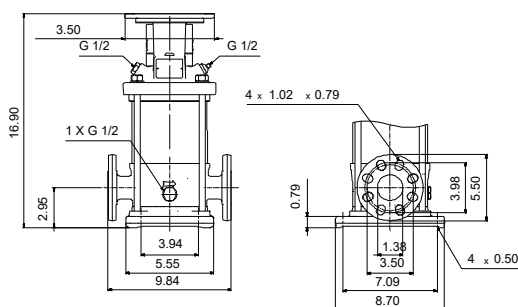
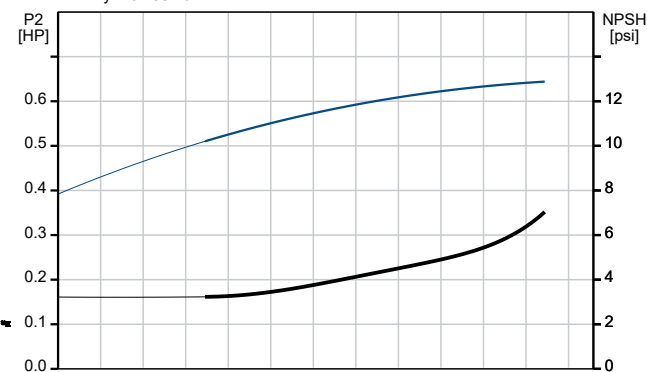
Pumped liquid = Water
 Liquid temperature during operation = 140 °F
 Density = 61.35 lb/ft³



Description	Value
General information:	
Product name:	CR 1S-10 A-FGJ-A-E-HQQE
Product No:	96081009
EAN number:	5700395154672
Technical:	
Pump speed on which pump data are based:	3439 rpm
Rated flow:	4.84 US GPM
Rated head:	78.46 psi
Maximum head:	118 psi
Stages:	10
Impellers:	10
Number of reduced-diameter impellers:	0
Low NPSH:	N
Pump orientation:	Vertical
Shaft seal arrangement:	Single
Primary shaft seal:	HQQE
Code for shaft seal:	HQQE
Approvals:	CE
Approvals for drinking water:	NSF/ANSI 61
Curve tolerance:	ISO9906:2012 3B
Pump version:	A
Model:	A
Materials:	
Base:	Cast iron EN 1561 EN-GJL-200 ASTM A48-25B
Impeller:	Stainless steel EN 1.4301 AISI 304
Material code:	A
Code for rubber:	E
Bearing:	SIC
Installation:	
Maximum operating pressure:	362.59 psi
Max pressure at stated temp:	363 psi / 250 °F 363 psi / -4 °F
Type of connection:	DIN / ANSI / JIS
Size of inlet connection:	DN 25/32 1 1/4 inch
Size of outlet connection:	DN 25/32 1 1/4 inch
Pressure rating for connection:	PN 25
Flange rating inlet:	250 lb
Flange size for motor:	56C
Connect code:	FGJ
Liquid:	
Pumped liquid:	Water
Liquid temperature range:	-4 .. 248 °F
Selected liquid temperature:	140 °F
Density:	61.35 lb/ft³
Electrical data:	
Motor standard:	NEMA
Power (P2) required by pump:	0.75 HP
Controls:	
Frequency converter:	None
Others:	



Pumped liquid = Water
Liquid temperature during operation = 140 °F
Density = 61.35 lb/ft³





Company name:

Created by:

Phone:

Date:

17/04/2025

Description	Value
Net weight:	46.2 lb
Gross weight:	57.2 lb
Shipping volume:	4.94 ft³
Country of origin:	US
Custom tariff no.:	8413.70.2040

9