

Submittal Data

PROJECT:	UNIT TAG:	QUANTITY:
REPRESENTATIVE: _____	TYPE OF SERVICE:	DATE: _____
ENGINEER:	SUBMITTED BY:	DATE:
CONTRACTOR:	APPROVED BY:	DATE:
	ORDER NO.:	DATE:

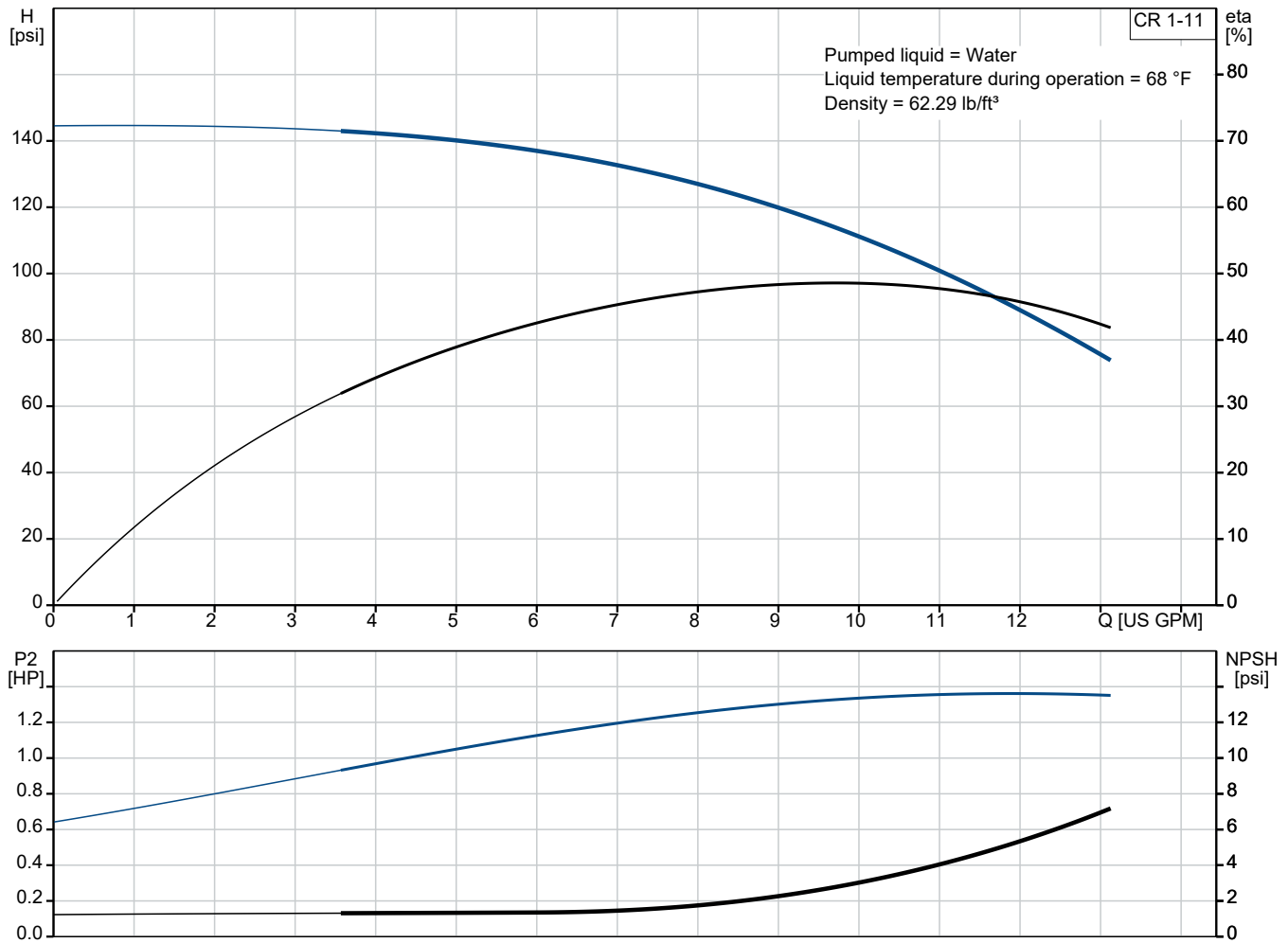


CR 1-11 A-FGJ-A-E-HQQE

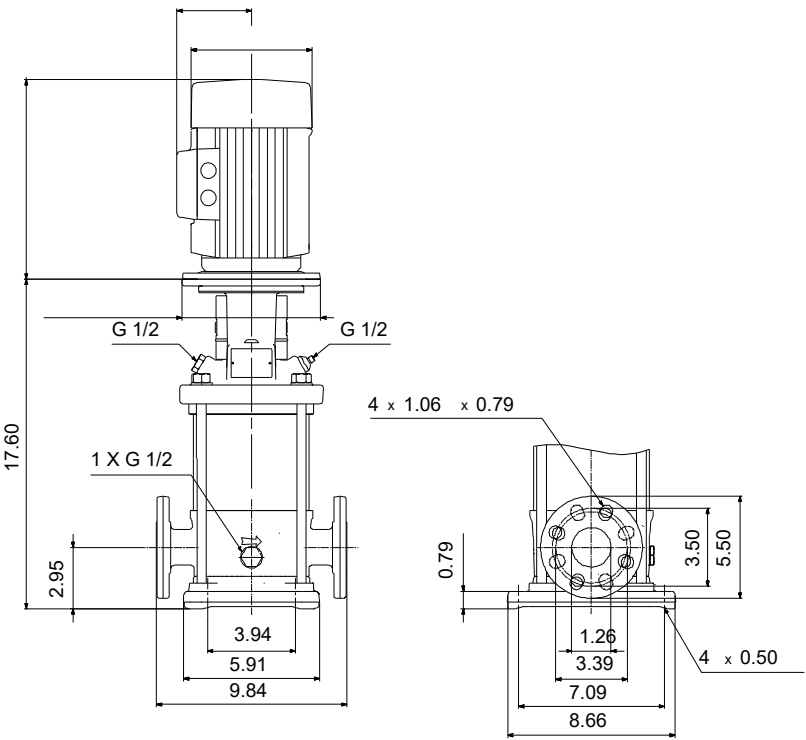
Vertical, multistage centrifugal pump with suction and discharge ports on the same level. The pump head and base are in cast iron - all other wetted parts are in stainless steel (EN 1.4301)

Note! Product picture may differ from actual product

Conditions of Service	Pump Data	Motor Data
Liquid: Water	Max pressure at stated temp: 363 psi / 250 °F	Mains frequency: 60 Hz
Temperature: 68 °F	Liquid temperature range: -4 .. 248 °F	
Specific Gravity: 1.000	Shaft seal: HQQE	
	Product number: 96082100	



Submittal Data



Materials:

Base: Cast iron
EN 1561 EN-GJL-200
ASTM A48-25B

Impeller: Stainless steel
AISI 304
EN 1.4301

Material code: A

Code for rubber: E

Qty. Description

1 CR 1-11 A-FGJ-A-E-HQQE



Note! Product picture may differ from actual product

Product No.: [96082100](#)

Pump without motor

Vertical, multistage centrifugal pump with inlet and outlet ports on same the level (inline). The pump head and base are in cast iron – all other wetted parts are in stainless steel. A cartridge shaft seal ensures high reliability, safe handling, and easy access and service. Power transmission is via a rigid split coupling. Pipe connection is via combined DIN-ANSI-JIS flanges.

Further product details

Steel, cast iron and aluminium components have an epoxy-based coating made in a cathodic electro-deposition (CED) process.

CED is a high-quality dip-painting process where an electrical field around the products ensures deposition of paint particles as a thin, well-controlled layer on the surface.

An integral part of the process is a pretreatment.

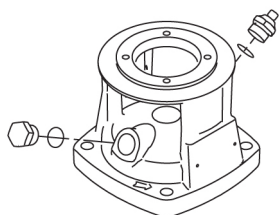
The entire process consists of these elements:

- 1) Alkaline-based cleaning.
- 2) Zinc phosphating.
- 3) Cathodic electro-deposition.
- 4) Curing to a dry film thickness 18-22 my m.

The colour code for the finished product is NCS 9000/RAL 9005.

Pump

The pump head, pump head cover and flange for motor mounting is made in one piece. The pump head has a combined 1/2" priming plug and vent screw.



The pump is fitted with a balanced O-ring seal unit with a rigid torque-transmission system.

This seal type is assembled in a cartridge unit which makes replacement safe and easy.

Due to the balancing, this seal type is suitable for high-pressure applications.

The cartridge construction also protects the pump shaft from possible wear from a dynamic O-ring between pump shaft and shaft seal.

Seal faces:

- Rotating seal ring material: silicon carbide (SiC)
- Stationary seat material: silicon carbide (SiC)

This material pairing is used where higher corrosion resistance is required. The high hardness of this material pairing offers good resistance against abrasive particles.

Secondary seal material: EPDM (ethylene-propylene rubber)

EPDM has excellent resistance to hot water. EPDM is not suitable for mineral oils.

Qty.	Description
------	-------------

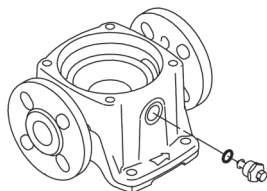
1	 <p>The shaft seal is screwed into the pump head.</p> <p>The chambers and impellers are made of stainless-steel sheet. The chambers are provided with a PTFE neck ring offering improved sealing and high efficiency. The impellers have smooth surfaces, and the shape of the blades ensure a high efficiency.</p> <p>The base is made of cast iron. The flanges and base are cast in one piece. The outlet side of the base has a combined drain plug and bypass valve. The pump is secured to the foundation by four bolts through the base plate.</p>  <p>Motor</p> <p>The pump is sold without motor.</p> <p>Technical data</p> <p>Liquid:</p> <p>Pumped liquid: Water</p> <p>Liquid temperature range: -4 .. 248 °F</p> <p>Selected liquid temperature: 68 °F</p> <p>Density: 62.29 lb/ft³</p> <p>Technical:</p> <p>Pump speed on which pump data are based: 3466 rpm</p> <p>Rated flow: 9.69 US GPM</p> <p>Rated head: 105.8 psi</p> <p>Pump orientation: Vertical</p> <p>Shaft seal arrangement: Single</p> <p>Primary shaft seal: HQQE</p> <p>Code for shaft seal: HQQE</p> <p>Approvals: CE</p> <p>Approvals for drinking water: NSF/ANSI 61</p> <p>Curve tolerance: ISO9906:2012 3B</p> <p>Materials:</p> <p>Base: Cast iron EN 1561 EN-GJL-200 ASTM A48-25B</p> <p>Impeller: Stainless steel EN 1.4301 AISI 304</p> <p>Bearing: SIC</p> <p>Installation:</p> <p>Maximum operating pressure: 362.59 psi</p>
---	--



The shaft seal is screwed into the pump head.

The chambers and impellers are made of stainless-steel sheet. The chambers are provided with a PTFE neck ring offering improved sealing and high efficiency. The impellers have smooth surfaces, and the shape of the blades ensure a high efficiency.

The base is made of cast iron. The flanges and base are cast in one piece. The outlet side of the base has a combined drain plug and bypass valve. The pump is secured to the foundation by four bolts through the base plate.



Motor

The pump is sold without motor.

Technical data

Liquid:

Pumped liquid:

Water

Liquid temperature range:

-4 .. 248 °F

Selected liquid temperature:

68 °F

Density:

62.29 lb/ft³

Technical:

Pump speed on which pump data are based: 3466 rpm

Rated flow:

9.69 US GPM

Rated head:

105.8 psi

Pump orientation:

Vertical

Shaft seal arrangement:

Single

Primary shaft seal:

HQQE

Code for shaft seal:

HQQE

Approvals:

CE

Approvals for drinking water:

NSF/ANSI 61

Curve tolerance:

ISO9906:2012 3B

Materials:

Base:

Cast iron

EN 1561 EN-GJL-200

ASTM A48-25B

Impeller:

Stainless steel

EN 1.4301

AISI 304

Bearing:

SIC

Installation:

Maximum operating pressure:

362.59 psi



Company name:

Created by:

Phone:

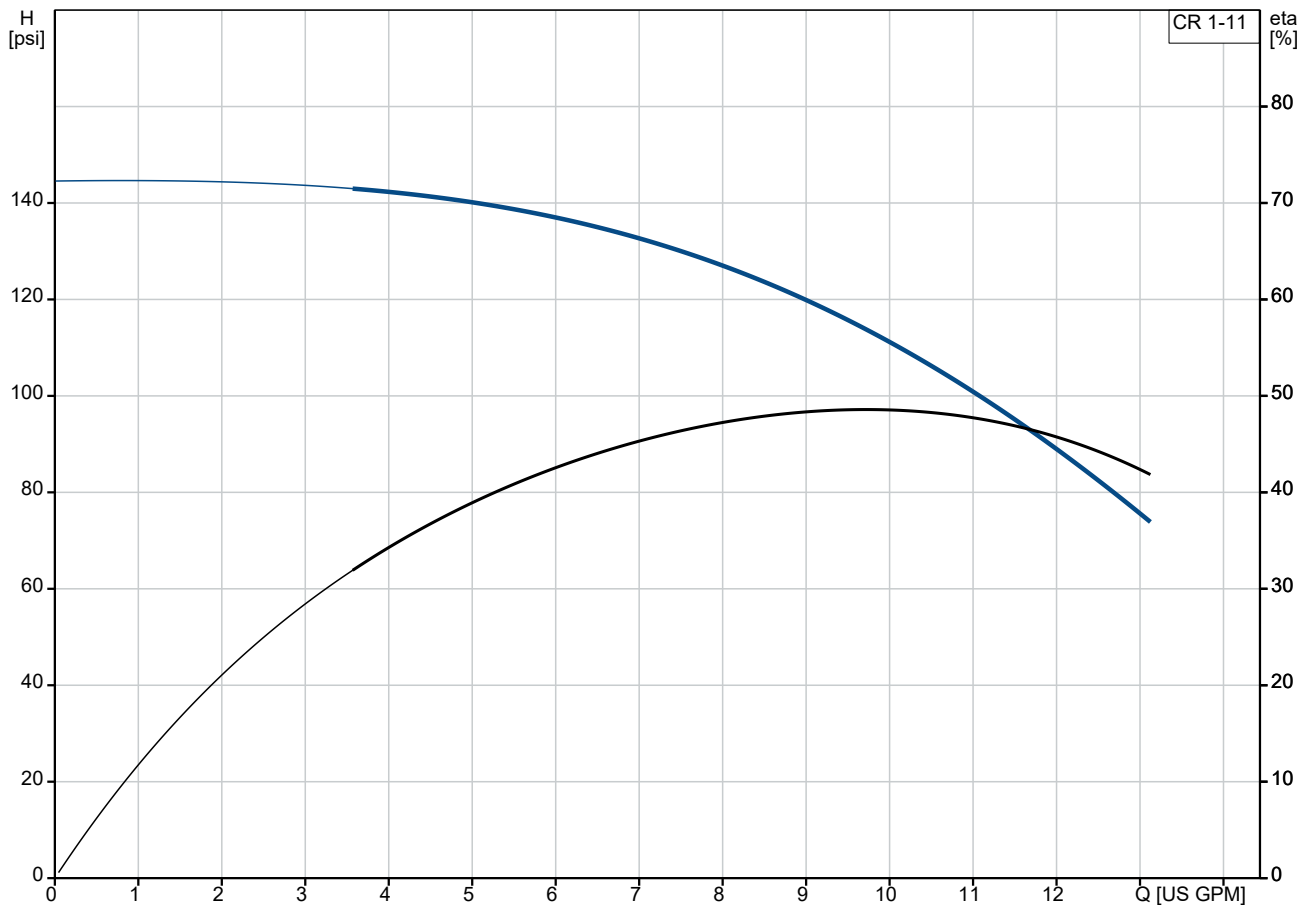
Date:

28/04/2025

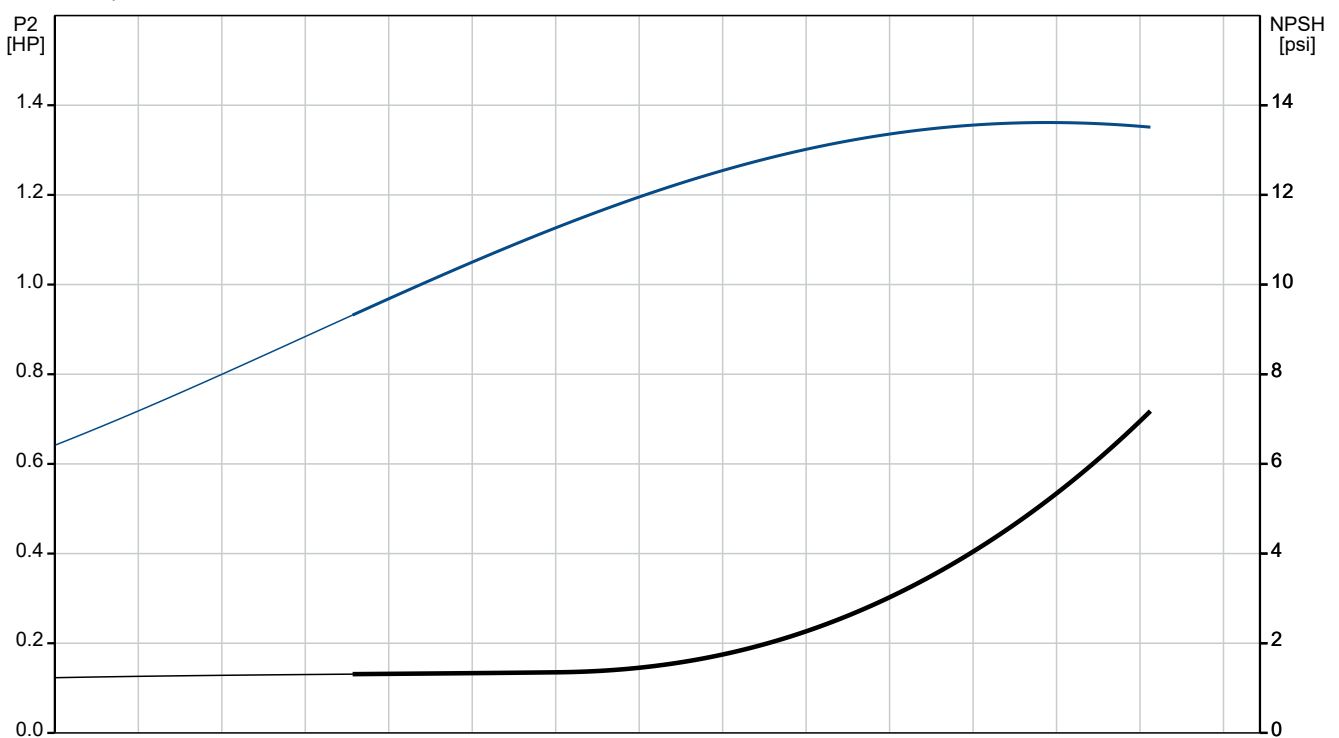
Qty.	Description
------	-------------

1	Max pressure at stated temp: 363 psi / 250 °F 363 psi / -4 °F Type of connection: DIN / ANSI / JIS Size of inlet connection: DN 25/32 1 1/4 inch Size of outlet connection: DN 25/32 1 1/4 inch Pressure rating for connection: PN 25 Flange rating inlet: 250 lb Flange size for motor: 56C Electrical data: Motor standard: NEMA Power (P2) required by pump: 1.5 HP Controls: Frequency converter: None Others: Net weight: 47.1 lb Gross weight: 61.6 lb Shipping volume: 4.94 ft³ Country of origin: US Custom tariff no.: 8413.70.2040
---	--

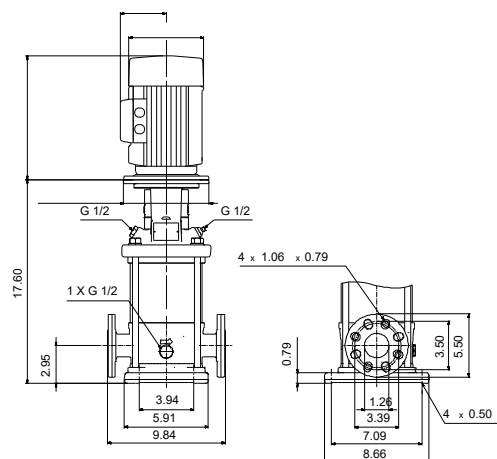
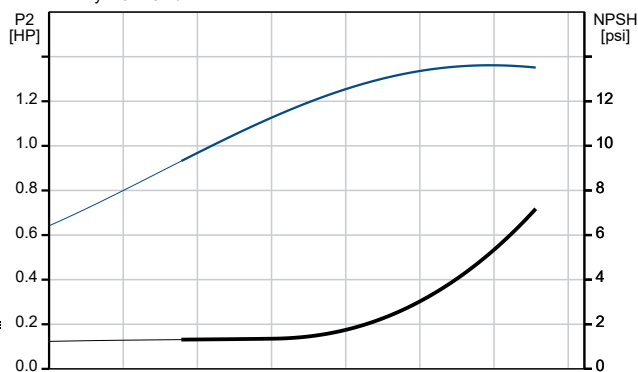
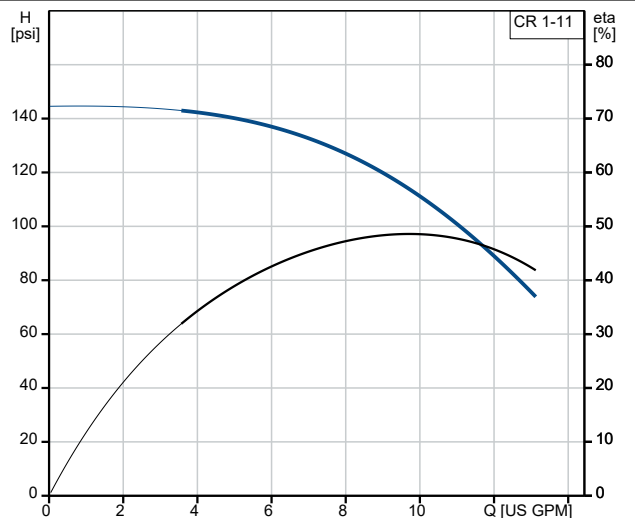
96082100 CR 1-11 A-FGJ-A-E-HQQE 60 Hz



Pumped liquid = Water
 Liquid temperature during operation = 68 °F
 Density = 62.29 lb/ft³



Description	Value
General information:	
Product name:	CR 1-11 A-FGJ-A-E-HQQE
Product No:	96082100
EAN number:	5700395168389
Technical:	
Pump speed on which pump data are based:	3466 rpm
Rated flow:	9.69 US GPM
Rated head:	105.8 psi
Maximum head:	140.1 psi
Stages:	11
Impellers:	11
Number of reduced-diameter impellers:	0
Low NPSH:	N
Pump orientation:	Vertical
Shaft seal arrangement:	Single
Primary shaft seal:	HQQE
Code for shaft seal:	HQQE
Approvals:	CE
Approvals for drinking water:	NSF/ANSI 61
Curve tolerance:	ISO9906:2012 3B
Pump version:	A
Model:	A
Materials:	
Base:	Cast iron EN 1561 EN-GJL-200 ASTM A48-25B
Impeller:	Stainless steel EN 1.4301 AISI 304
Material code:	A
Code for rubber:	E
Bearing:	SIC
Installation:	
Maximum operating pressure:	362.59 psi
Max pressure at stated temp:	363 psi / 250 °F 363 psi / -4 °F
Type of connection:	DIN / ANSI / JIS
Size of inlet connection:	DN 25/32 1 1/4 inch
Size of outlet connection:	DN 25/32 1 1/4 inch
Pressure rating for connection:	PN 25
Flange rating inlet:	250 lb
Flange size for motor:	56C
Connect code:	FGJ
Liquid:	
Pumped liquid:	Water
Liquid temperature range:	-4 .. 248 °F
Selected liquid temperature:	68 °F
Density:	62.29 lb/ft³
Electrical data:	
Motor standard:	NEMA
Power (P2) required by pump:	1.5 HP
Controls:	
Frequency converter:	None
Others:	





Company name:

Created by:

Phone:

Date:

28/04/2025

Description	Value
Net weight:	47.1 lb
Gross weight:	61.6 lb
Shipping volume:	4.94 ft ³
Country of origin:	US
Custom tariff no.:	8413.70.2040

