



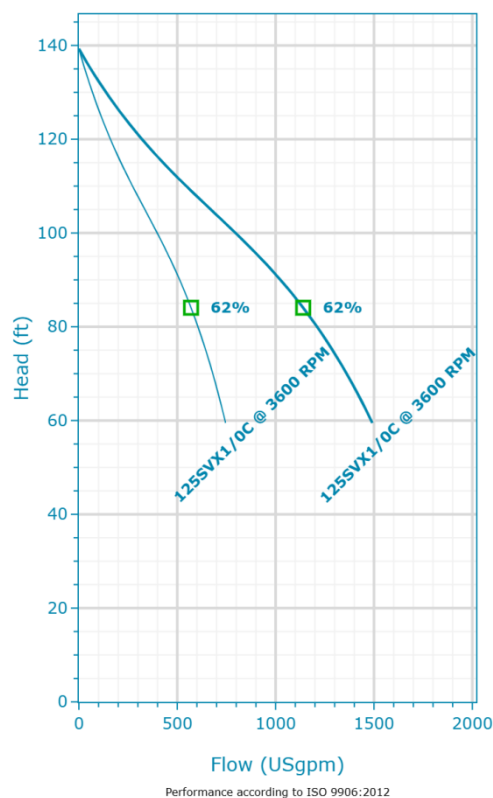
HVX2D8L-125SVX10CGLAXX0-G

Created On: 7/29/25

HVX2D8L-125SVX10CGLAXX0-G | Configuration Summary



Designed to transfer and increase the pressure of clean water, e-HVX & e-HVXR Packaged Booster Systems integrate decades of expertise and know-how in pump technology to bring the right combination of motors, variable speed drive and hydraulic pumps in one comprehensive, highly efficient boosting solution.



PUMP

Model
125SVX1/0C 3600rpm

Installation
Complete Pump

PACKAGED SYSTEM

Number Of Units
Duplex

Suction Type
Pressurized

Header Size
8 in

SEAL

Type of Seal
Type 21

Rotating Face
Carbon

Stationary Face
Silicon Carbide

Elastomers
FKM

STANDARD OPTIONS

Panel Orientation
Left

MOTOR

Frequency (Hz)
60

Power
20 hp

Poles
4

Phase (~)
3

Enclosure
TEFC

Voltage
380-480 V

HVX2D8L-125SVX10CGLAXX0-G | Product Details

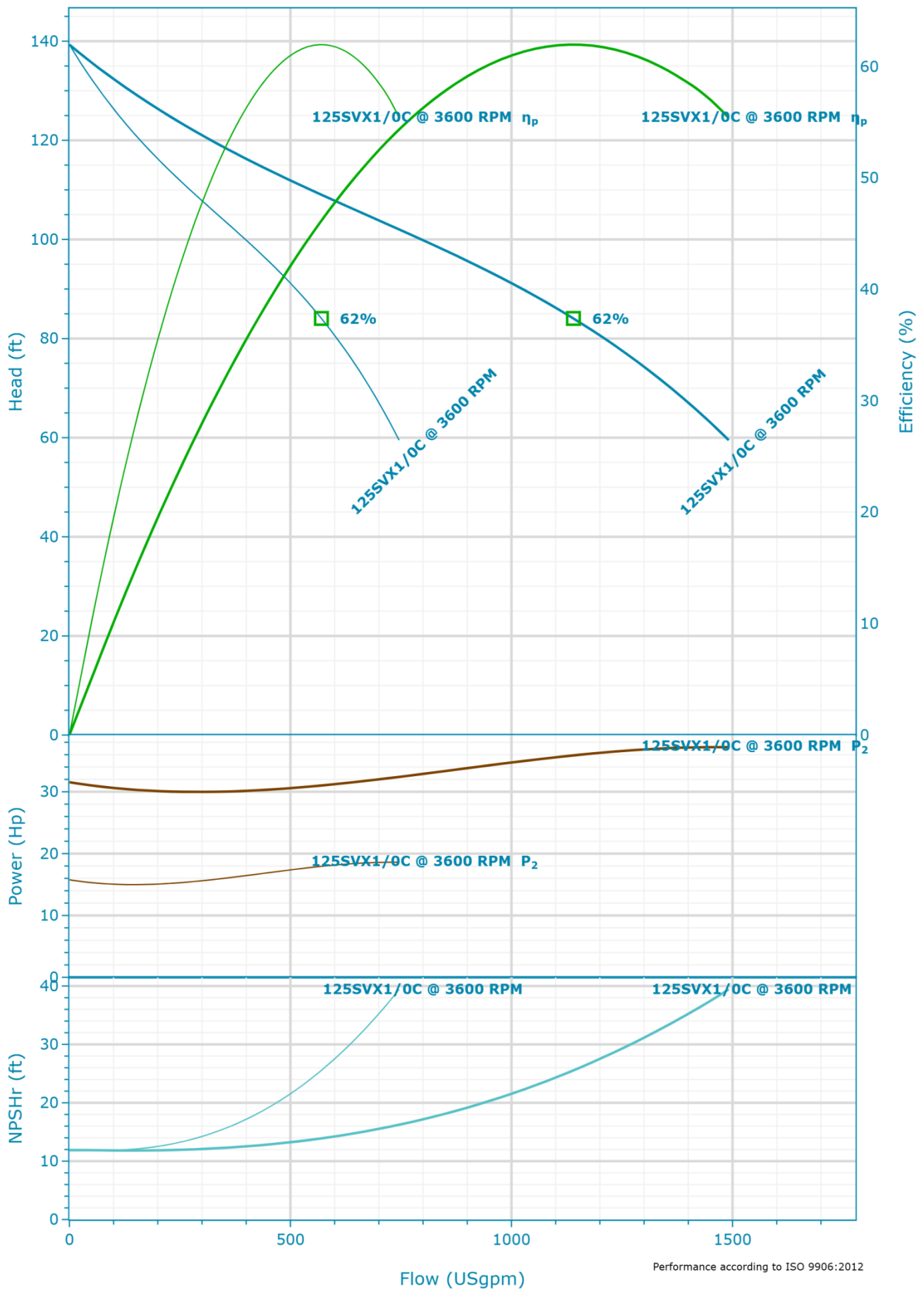
Construction Materials

Pump Body (1) Cast Iron (ASTM Class 35/40B)	Shaft (5) Stainless Steel (AISI 316)	Seal Plate (9) Stainless Steel (AISI 316L)	Tie Rods (13) Carbon Steel / Zinc Plated (A29 Gr. 1045)
Impeller (2) Stainless Steel (AISI 304)	Adapter (6) Cast Iron (ASTM Class 35/40B)	Coupling Guard (10) Stainless Steel (AISI 304)	Wear Ring (14) PPS
Diffuser (3) Stainless Steel (AISI 304)	Base (7) Powder Coated Steel (HRPO)	Shaft Sleeve and Bushing (11) Tungsten Carbide	Seal Gland (15) Stainless Steel (AISI 316)
Casing (4) Stainless Steel (AISI 316L)	Coupling (8) Aluminum (A384.0-F)	Fill/Drain Plugs (12) Stainless Steel (AISI 316)	Panel Stand (16) Powder Coated Steel (ASTM A500)

Motor

Enclosure TEFC	Rated Power 20 hp	Phase 3	MCA 113.75
Speed 3,600 rpm	Rated Voltage 380-480 V	FLA 101	

HVX2D8L-125SVX10CGLAXX0-G | Hydraulic Data & Performance Curve



Selection

Series	System Type
AQUAFORCE e-HVX	Multi Pump
Name	Operating Pumps
HVX2 125SVX1/0C	2
Stages	Standby Pumps
1	No Standby Pump
Frequency	
60 Hz	
Suction Type	
Pressurized	
Station Losses	
5.00 psi	
Acceptance Grade	
Manufacturer's Standard	

Fluid

Fluid Type	Density
Water	62.428 lb/ft ³
Fluid Temperature	Dynamic Viscosity
39.2 °F	1.567212 cP
Specific Gravity	Fluid Vapor Pressure
1	0.118 psi

Design Curve - Single Pump

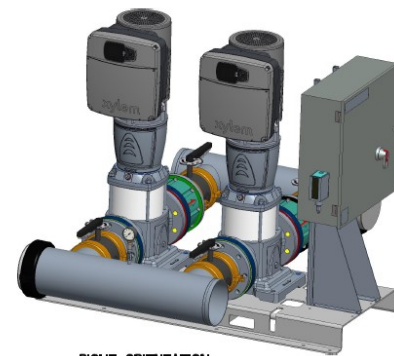
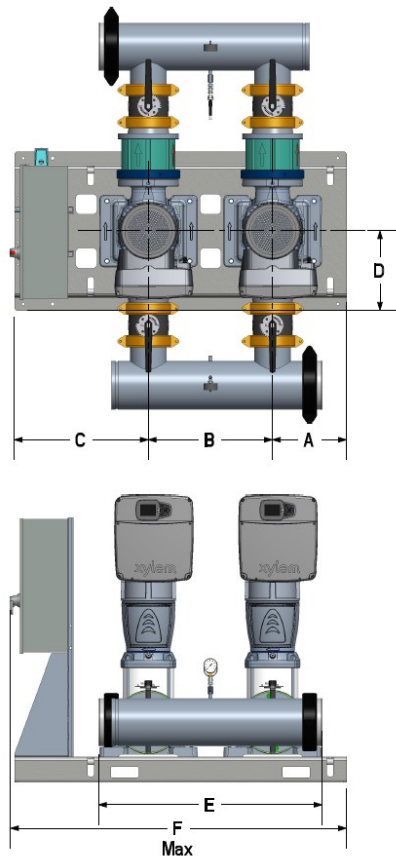
Rated Speed	BEP Flow (1x)
3,600 RPM	570.09 USgpm
Max Flow (1x)	BEP Head (1x)
745.7 USgpm	84.06 ft
H@QMin (1x)	Max Operating Pressure (1x)
139.3 ft	60.3 psi
H@QMax (1x)	Max P2 (1x)
59.5 ft	18.61 Hp
BEP (1x)	
62 %	

Design Curve - System

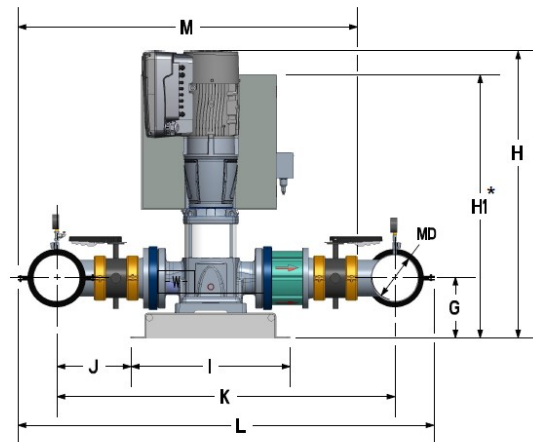
Rated Speed	BEP Flow
3,600 RPM	1,140.17 USgpm
Max Flow	BEP Head
1,491.4 USgpm	84.06 ft
H@QMin	Max Operating Pressure
139.3 ft	60.3 psi
H@QMax	Max P2
59.5 ft	37.22 Hp
BEP	
62 %	

HVX2D8L-125SVX10CGLAXX0-G | Dimensional Data & Drawing

e-HVX Dimensions
125SVX Duplex Pump
LEFT ORIENTATION



RIGHT ORIENTATION



*Note: If Antenna is put on top of electric panel, Height H1 will be increased by 1.75" [45mm]

Dimensions

A	E	H1	L
13.375 in	40.375 in	47.625 in	75.25 in
B	F	I	M
22.5 in	60.75 in	28.75 in	61.375 in
C	G	J	MD
24.25 in	11 in	13.375 in	8 in
D	H	K	Weight
14.375 in	51.875 in	61.125 in	1,538 lb

Company	PFC Equipment
Contact	Kelly Kresa
Phone No.	7633915856
Email	kkresa@pfcequip.com