



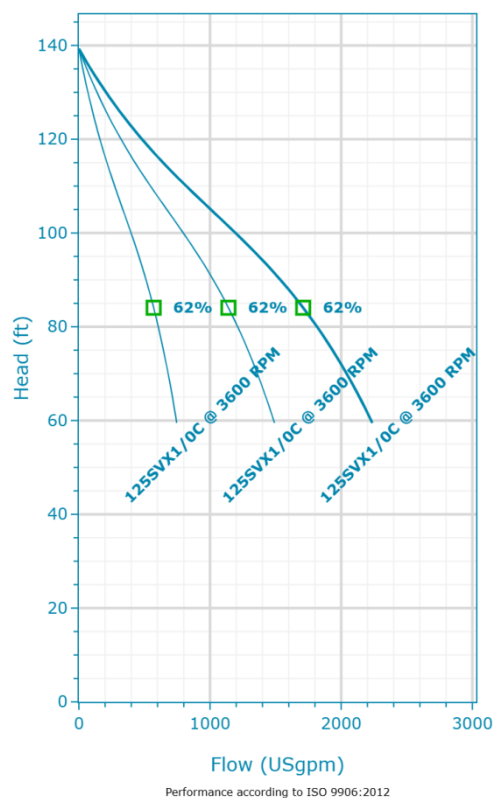
**HVX3D10R-125SVX10CGLAXX0-  
G**

**Created On: 7/24/25**

## HVX3D10R-125SVX10CGLAXX0-G | Configuration Summary



Designed to transfer and increase the pressure of clean water, e-HVX & e-HVXR Packaged Booster Systems integrate decades of expertise and know-how in pump technology to bring the right combination of motors, variable speed drive and hydraulic pumps in one comprehensive, highly efficient boosting solution.



### PUMP

**Model**  
125SVX1/0C 3600rpm

**Installation**  
Complete Pump

### PACKAGED SYSTEM

**Number Of Units**  
Triplex

**Suction Type**  
Pressurized

**Header Size**  
10 in

### SEAL

**Type of Seal**  
Type 21

**Rotating Face**  
Carbon

**Stationary Face**  
Silicon Carbide

**Elastomers**  
FKM

### STANDARD OPTIONS

**Panel Orientation**  
Right

### MOTOR

**Frequency (Hz)**  
60

**Power**  
20 hp

**Poles**  
4

**Phase (~)**  
3

**Enclosure**  
TEFC

**Voltage**  
380-480 V

## HVX3D10R-125SVX10CGLAXX0-G | Product Details

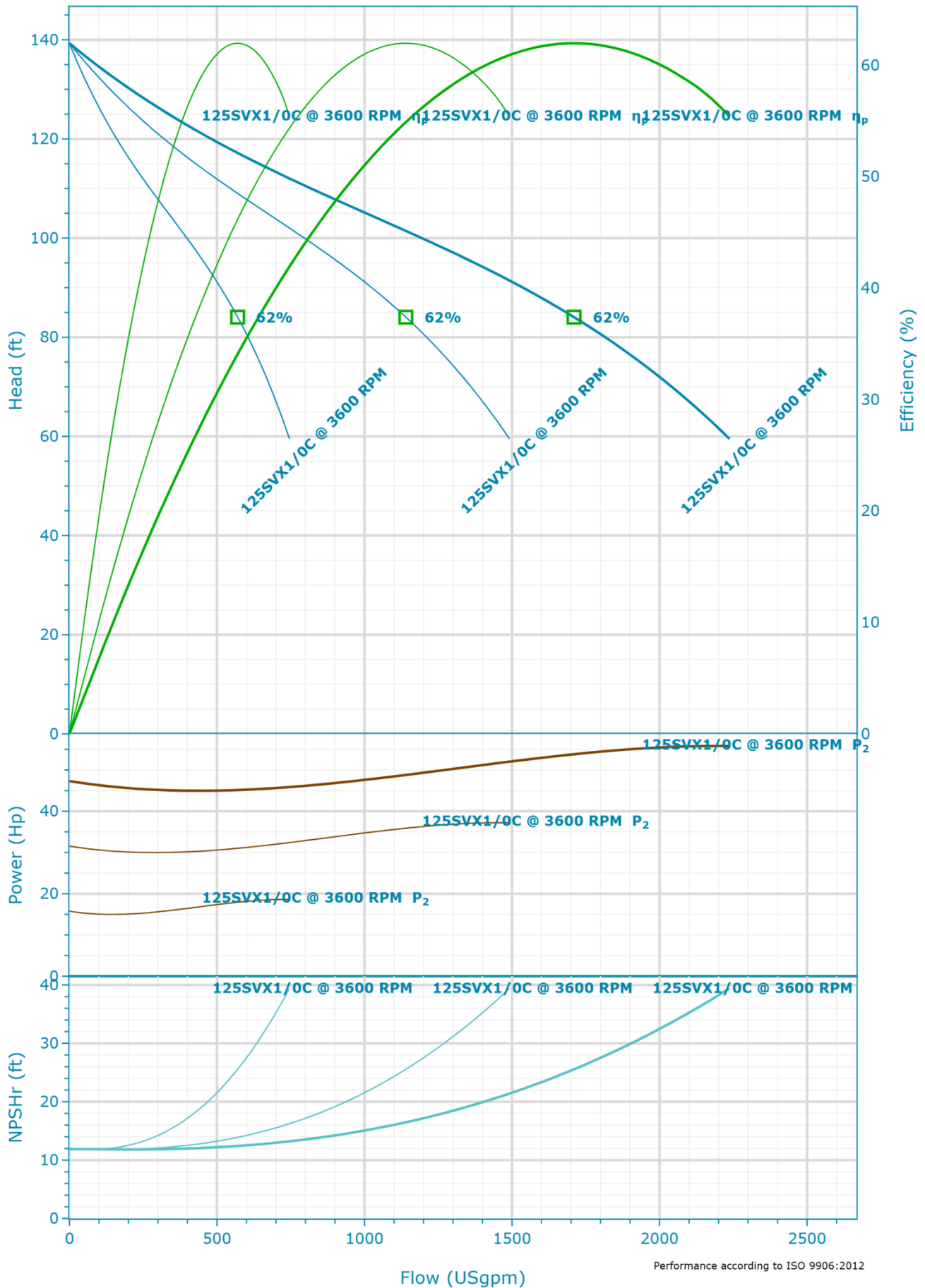
### Construction Materials

<b>Pump Body (1)</b> Cast Iron (ASTM Class 35/40B)	<b>Shaft (5)</b> Stainless Steel (AISI 316)	<b>Seal Plate (9)</b> Stainless Steel (AISI 316L)	<b>Tie Rods (13)</b> Carbon Steel / Zinc Plated (A29 Gr. 1045)
<b>Impeller (2)</b> Stainless Steel (AISI 304)	<b>Adapter (6)</b> Cast Iron (ASTM Class 35/40B)	<b>Coupling Guard (10)</b> Stainless Steel (AISI 304)	<b>Wear Ring (14)</b> PPS
<b>Diffuser (3)</b> Stainless Steel (AISI 304)	<b>Base (7)</b> Powder Coated Steel (HRPO)	<b>Shaft Sleeve and Bushing (11)</b> Tungsten Carbide	<b>Seal Gland (15)</b> Stainless Steel (AISI 316)
<b>Casing (4)</b> Stainless Steel (AISI 316L)	<b>Coupling (8)</b> Aluminum (A384.0-F)	<b>Fill/Drain Plugs (12)</b> Stainless Steel (AISI 316)	<b>Panel Stand (16)</b> Powder Coated Steel (ASTM A500)

### Motor

<b>Enclosure</b> TEFC	<b>Rated Power</b> 20 hp	<b>Phase</b> 3	<b>MCA</b> 163.75
<b>Speed</b> 3,600 rpm	<b>Rated Voltage</b> 380-480 V	<b>FLA</b> 151	

## HVX3D10R-125SVX10CGLAXX0-G | Hydraulic Data & Performance Curve



#### Selection

Series	System Type
AQUAFORCE e-HVX	Multi Pump
Name	Operating Pumps
HVX3 125SVX1/0C	3
Stages	Standby Pumps
1	No Standby Pump
Frequency	
60 Hz	
Suction Type	
Pressurized	
Station Losses	
5.00 psi	
Acceptance Grade	
Manufacturer's Standard	

#### Fluid

Fluid Type	Density
Water	62.428 lb/ft <sup>3</sup>
Fluid Temperature	Dynamic Viscosity
39.2 °F	1.567212 cP
Specific Gravity	Fluid Vapor Pressure
1	0.118 psi

#### Design Curve - Single Pump

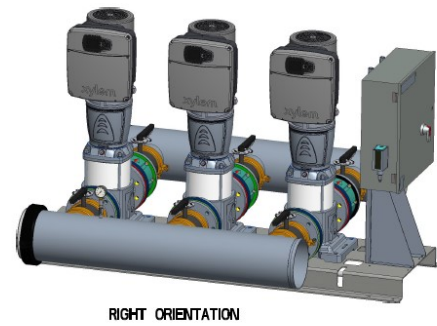
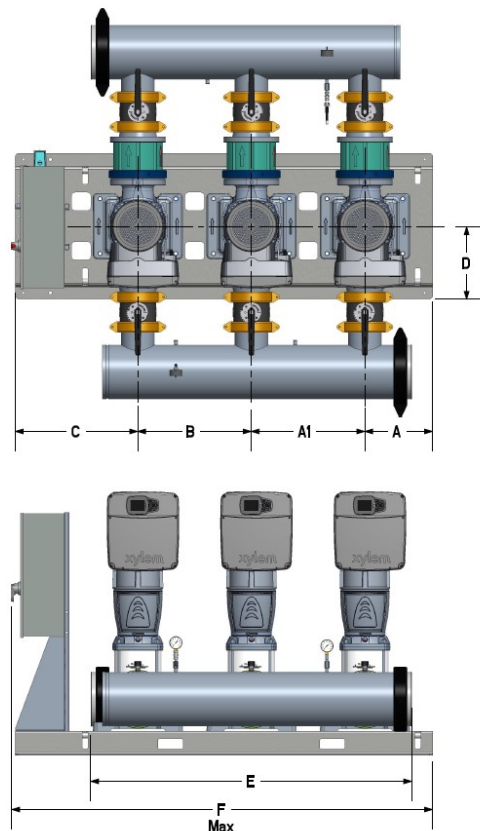
Rated Speed	BEP Flow (1x)
3,600 RPM	570.09 USgpm
Max Flow (1x)	BEP Head (1x)
745.7 USgpm	84.06 ft
H@QMin (1x)	Max Operating Pressure (1x)
139.3 ft	60.3 psi
H@QMax (1x)	Max P2 (1x)
59.5 ft	18.61 Hp
BEP (1x)	
62 %	

#### Design Curve - System

Rated Speed	BEP Flow
3,600 RPM	1,710.26 USgpm
Max Flow	BEP Head
2,237.1 USgpm	84.06 ft
H@QMin	Max Operating Pressure
139.3 ft	60.3 psi
H@QMax	Max P2
59.5 ft	55.82 Hp
BEP	
62 %	

## HVX3D10R-125SVX10CGLAXX0-G | Dimensional Data & Drawing

e-HVX Dimensions  
125SVX Triplex Pump  
LEFT ORIENTATION



\* Note: If Antenna is put on top of electric panel, Height H1 will be increased by 175" [45mm]

### Dimensions

A	D	H	K
13.375 in	14.375 in	51.875 in	63.25 in
A1	E	H1	L
22.5 in	63.5 in	47.625 in	80.75 in
B	F	I	M
22.5 in	83.125 in	28.75 in	64.125 in
C	G	J	MD
24.25 in	11 in	14.5 in	10 in
Weight			
2,229 lb			

<b>Company</b>	PFC Equipment
<b>Contact</b>	Kelly Kresa
<b>Phone No.</b>	7633915856
<b>Email</b>	kkresa@pfcequip.com