

Submittal Data

PROJECT:	UNIT TAG:	QUANTITY:
REPRESENTATIVE: _____	TYPE OF SERVICE:	DATE: _____
ENGINEER:	SUBMITTED BY:	DATE:
CONTRACTOR:	APPROVED BY:	DATE:
	ORDER NO.:	DATE:

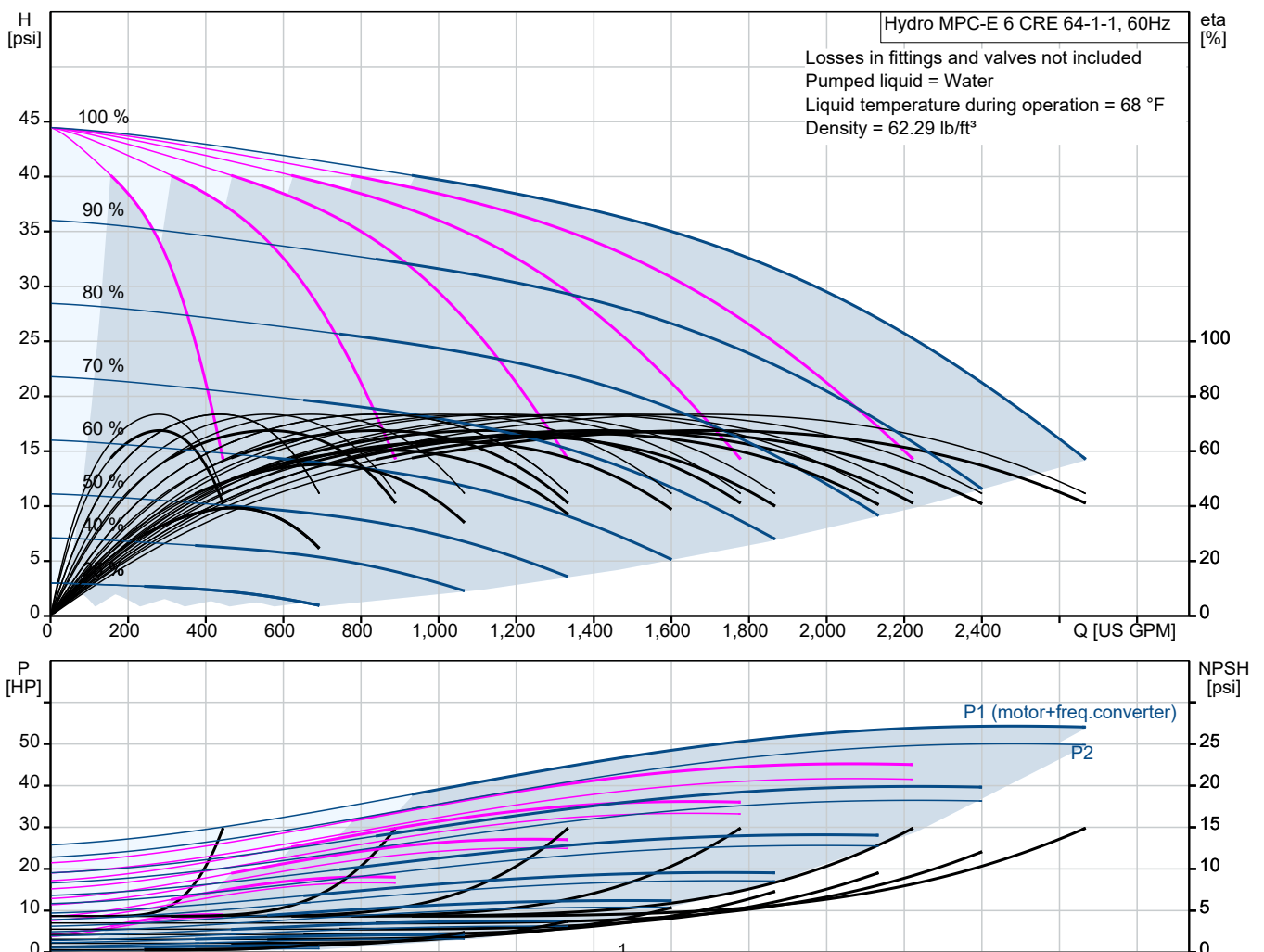
Hydro MPC-E 6 CRE 64-1-1



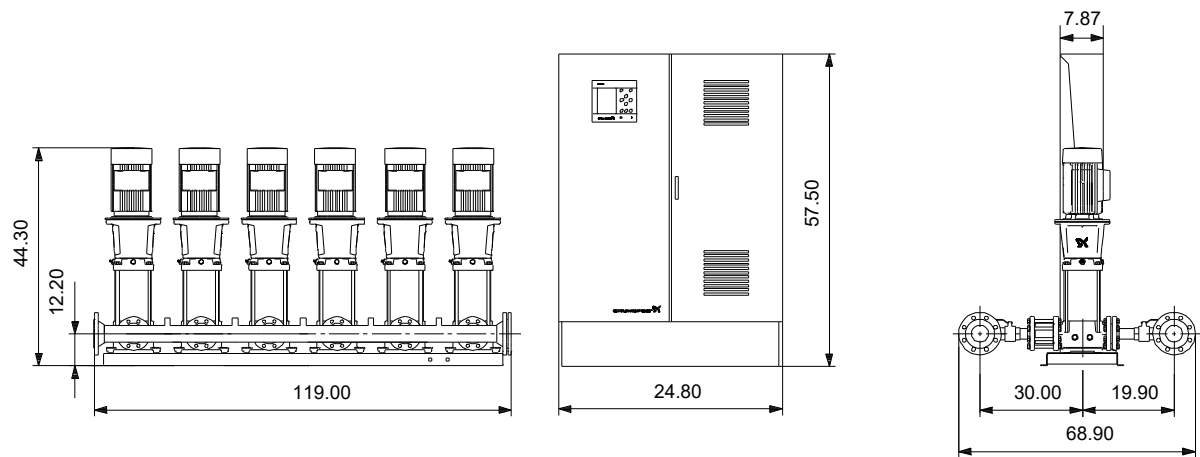
Advanced and energy efficient pressure boosting system for boosting of clean water. Available with 2-6 parallel connected pumps, Integrated advanced controller and all necessary fittings

Note! Product picture may differ from actual product

Conditions of Service		Pump Data		Motor Data	
Liquid:	Water	Liquid temperature range:	41 .. 179.6 °F	Mains frequency:	60 Hz
Temperature:	68 °F	Maximum ambient temperature:	104 °F	Enclosure class:	IP54
Specific Gravity:	1.000	Product number:	99689305		



Submittal Data



Materials:


Project:

Reference Number:

Client:

Client Number:

Contact:

Qty.	Description
1	<p>Hydro MPC-E 6 CRE 64-1-1</p>  <p>Note! Product picture may differ from actual product</p> <p>Product No.: 99689305</p> <p>Pressure booster system supplied as a compact packaged assembly certified and listed by UL (Category QCZJ – Packaged Pumping Systems) for conformance to US and Canadian standards.</p> <p>The Hydro MPC-E systems with Grundfos MLE motors from 0.5 to 30 hp (0.37 to 22 kW) have a total efficiency which exceeds the Super Premium Efficiency EuP IE5 level according to IEC 60034-30-1.</p> <p>Approvals: NSF61/NSF372 – Drinking Water and Low Lead approval. OSHPD Seismic certification available on MPC E CR(CUE) systems.</p> <p>All pumps are variable-speed pumps. Each pump is equipped with an integrated variable-frequency drive motor (MLE motor).</p> <ul style="list-style-type: none"> - Hydro MPC-E maintains constant pressure through continuous speed adjustment of the pumps. - The system performance is adjusted to the demand by starting and stopping the required number of pumps and through parallel control of the pumps in operation. - Pump changeover is automatic and depends on load, operating hours and fault. - All pumps in operation will run at equal speed. <p>The system consists of these parts:</p> <ul style="list-style-type: none"> - vertical multistage centrifugal pumps, type CRE 45-3 - rotating pump parts in contact with the pumped liquid are made of ANSI 304 stainless steel as standard and available as ANSI 316 stainless steel as an option. <p>Pump bases and pump heads are made of cast iron (Class 30) as standard and ANSI 316 stainless steel as an option.</p> <p>The pumps are equipped with the service-friendly cartridge-type mechanical-shaft seal HQQE (SiC/SiC/EPDM).</p> <ul style="list-style-type: none"> - Inlet and outlet manifolds are made of 316 stainless steel. - Base frame is made of 304 stainless steel. - One non-return valve (check valve) and two isolating valves for each pump. - Adapter with isolating valve for connection of diaphragm tank. - Pressure gauge and pressure transducer on each inlet and outlet manifold. <p>Dry-running protection is standard with use of pressure transducer on inlet manifold.</p> <ul style="list-style-type: none"> - Steel operating panel with UL Type 3R (MPC E CRE) or Type 12 MPC E CR(CUE) enclosure rating, including main disconnect switch, all required fuses, motor protection, switching equipment and microprocessor-controlled CU 352.



Company name:

Created by:

Phone:

Date:

16/09/2025

Project:

Reference Number:

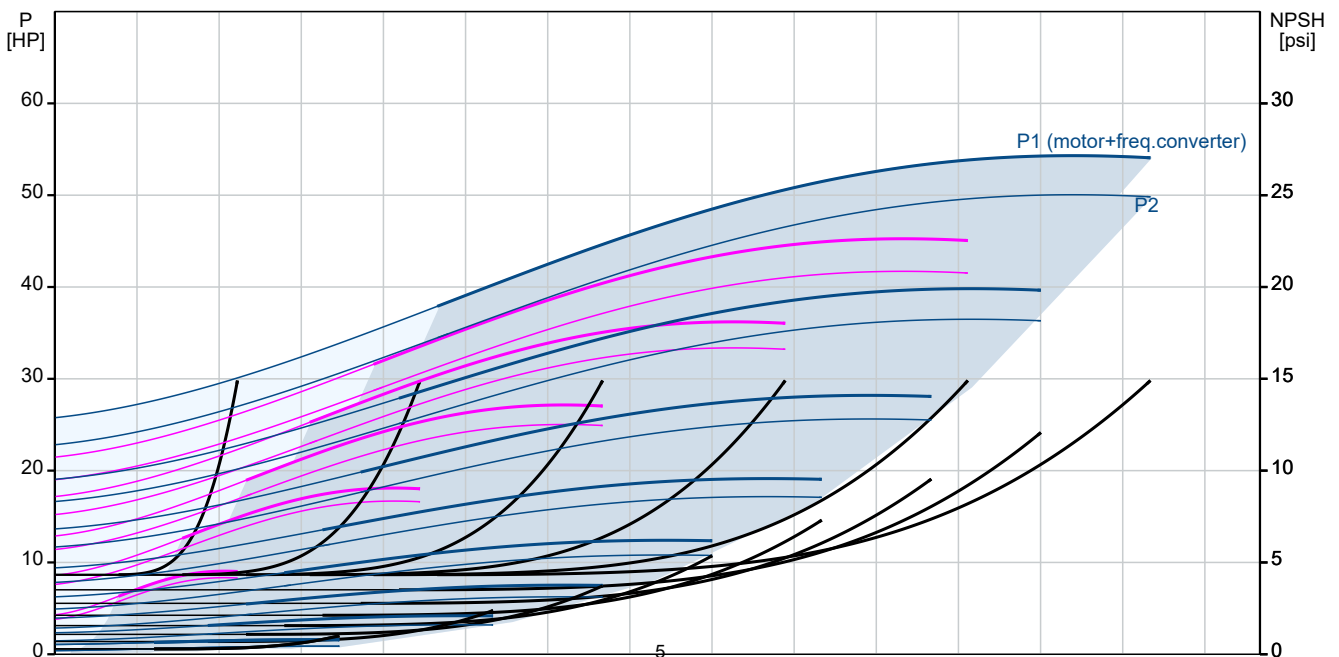
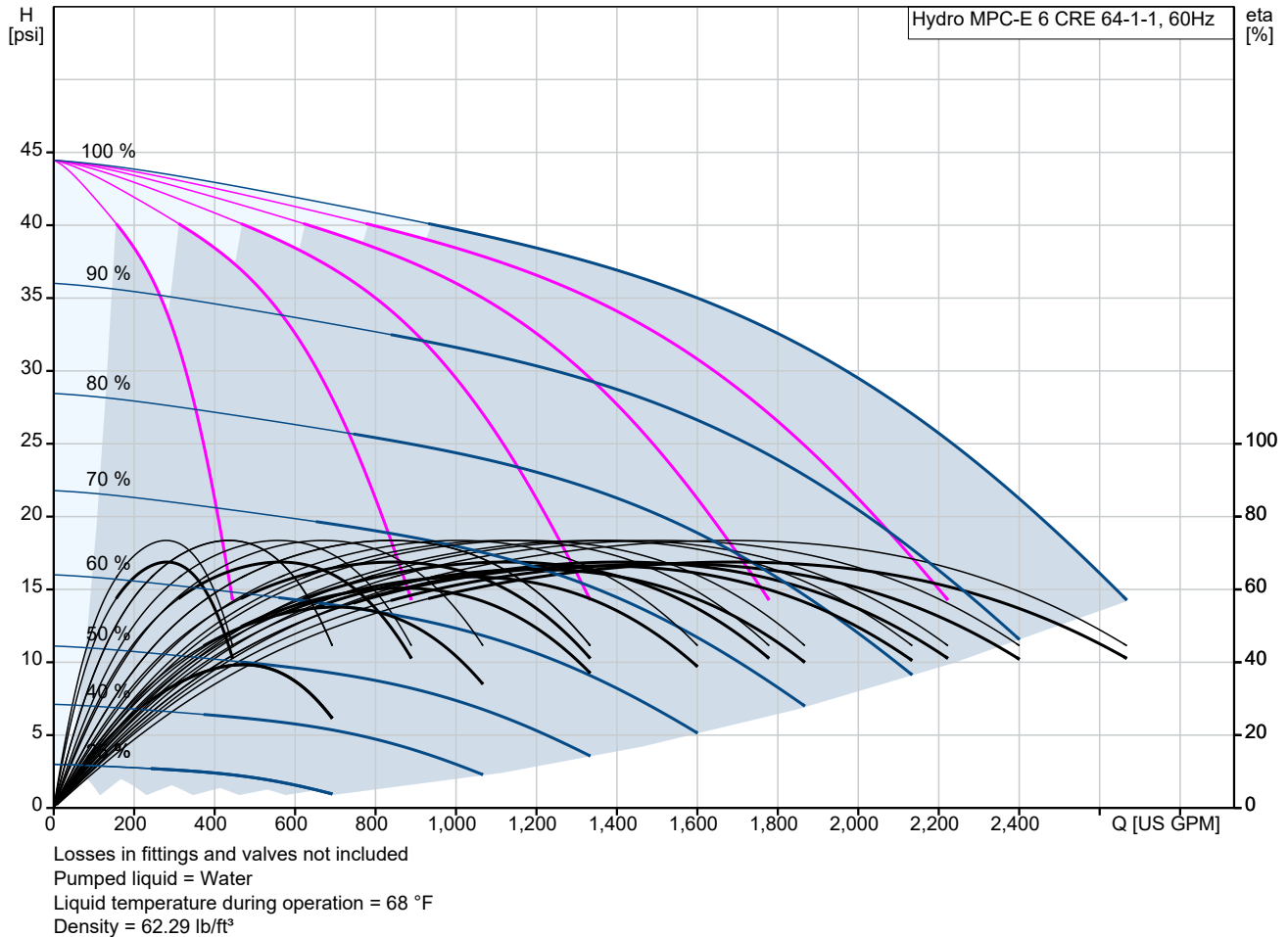
Client:

Client Number:

Contact:

Qty.	Description								
1	<p>Diaphragm tank is available as an accessory.</p> <p>Pump operation is controlled by CU352 controller, specifically designed to control parallel operation of multiple pumps with the following features and functions:</p> <ul style="list-style-type: none">- PID controller with adjustable PI parameters ($K_p + T_i$)- constant pressure at setpoint, independent of inlet pressure- stop function (no flow shutdown)- automatic cascade control of pumps for optimum efficiency- selection of min. time between start and stop, automatic pump changeover and pump priority- automatic pump test function to prevent idle pumps from seizing- standby pump allocation capability- redundant primary sensor capability- manual operation- proportional pressure control- multisensor zone control with up to six zones- differential pressure and temperature control using two separate sensors (that is outlet-inlet subtraction)- secondary fallback sensor will revert to secondary (local) sensor upon primary (remote) sensor failure- digital pulse water meter reading (log accumulated flow)- forced pump changeover- clock program- soft pressure build-up- external setpoint influence (via analogue input)- emergency run (via digital input)- password protection- possibility of digital remote-control functions (via digital inputs):- system on and off- max., min. or user-defined duty range- up to 6 alternative setpoints- digital inputs and outputs can be configured individually. <p>Pump and system monitoring functions:</p> <ul style="list-style-type: none">- minimum and maximum limits of measured values (flow, level, temp., etc.)- built-in data-logging capability- non-return valve (check valve) failure detection- high system pressure protection- low system pressure protection- pump curve data loaded into controller to provide end-of-curve protection- alarm log with the previous 24 warnings and alarms- potential-free changeover switches for operation and fault- Grundfos bus communication with optional gateway connections for all popular communication protocols- Ethernet connection (built-in web server). <p>Pre-fabricated and tested packaged pump system including pumps, pipes and wiring complete with control MPC.</p> <p>There are options to upgrade the pressure boosting system.</p> <table><tr><td>Flow media:</td><td>Water</td></tr><tr><td>Flow (Plant):</td><td>2690 US GPM</td></tr><tr><td>Nom. current of plant:</td><td>75.4 A</td></tr><tr><td>Nominal power:</td><td>10.1 HP</td></tr></table>	Flow media:	Water	Flow (Plant):	2690 US GPM	Nom. current of plant:	75.4 A	Nominal power:	10.1 HP
Flow media:	Water								
Flow (Plant):	2690 US GPM								
Nom. current of plant:	75.4 A								
Nominal power:	10.1 HP								

99689305 Hydro MPC-E 6 CRE 64-1-1 60 Hz



Project:

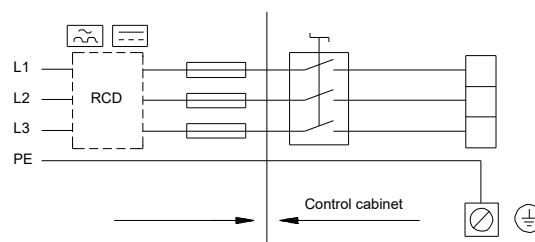
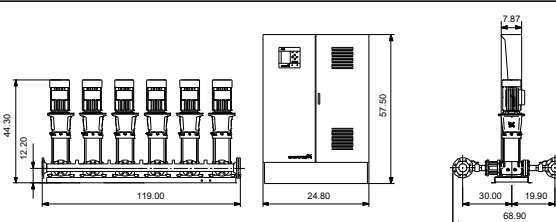
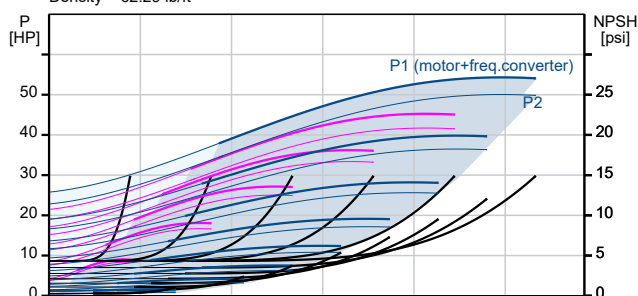
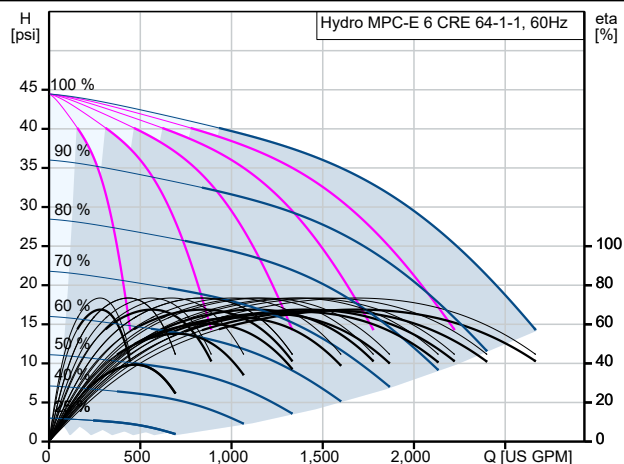
Reference Number:

Client:

Client Number:

Contact:

Description	Value
General information:	
Product name:	Hydro MPC-E 6 CRE 64-1-1
Product No:	99689305
EAN number:	5713832932535
Technical:	
Rated flow:	2030 US GPM
Max. flow:	2690 US GPM
Rated head:	29.53 psi
Maximum head:	45.43 psi
Approvals:	CULUS, PROP65
Main pump name:	CRE 64-1-1
Main pump No:	99426770
Non-return valve position:	Outlet
Number of pumps:	6
Materials:	
Manifold:	Stainless steel
	EN 1.4571
	AISI 316 TI
Base:	Stainless steel
	EN 1.4301
	ASTM 304
Installation:	
Range of ambient temperature:	41 .. 104 °F
Maximum operating pressure:	232.06 psi
Manifold inlet:	ANSI 12"
Manifold outlet:	ANSI 12"
Pressure rating for connection:	PN 16
Earth connection:	PE
System design:	D
Liquid:	
Pumped liquid:	Water
Liquid temperature range:	41 .. 179.6 °F
Selected liquid temperature:	68 °F
Density:	62.29 lb/ft³
Electrical data:	
Power (P2) main pump:	10.1 HP
Rated power - P2:	10 HP
Mains frequency:	60 Hz
Rated voltage:	3 x 460-480 V
Rated current:	12 A
Rated current of system:	75.4 A
Method of start:	Variable frequency drives
Enclosure class (IEC 34-5):	IP54
Radio interference suppression:	EMC DIRECTIVE(2014/30/EU)
Number of phases of main pump:	3
Controls:	
Control type:	E
Dry running protection, mechanical:	PRESSURE SENSOR 0-10 BAR
Controller:	CU 352
Tank:	
Diaphragm tank:	No
Others:	
Net weight:	3620 lb
Gross weight:	4260 lb





Company name:

Created by:

Phone:

Date: 16/09/2025

Project:

Reference Number:

Client:

Client Number:

Contact:

Description	Value
Shipping volume:	389 ft³
Sales region:	Namreg
Config. file no. pump:	98272460
Config. file no. Control MPC:	98271950
Config. file no. Hydro MPC:	98272054
Country of origin:	US
Custom tariff no.:	8413.70.2040

Project:

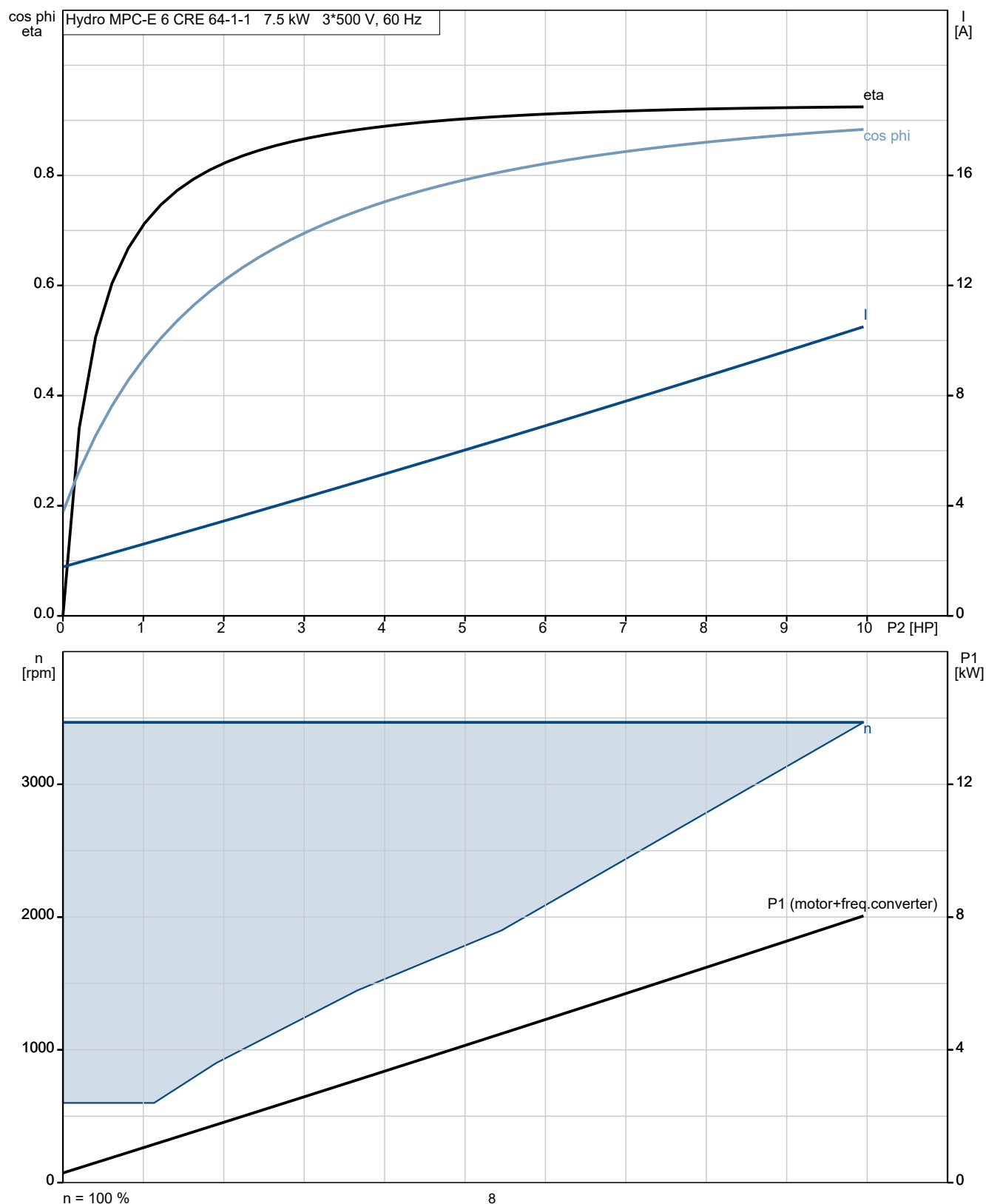
Reference Number:

Client:

Client Number:

Contact:

99689305 Hydro MPC-E 6 CRE 64-1-1 60 Hz





Company name:

Created by:

Phone:

Date:

16/09/2025

Project:

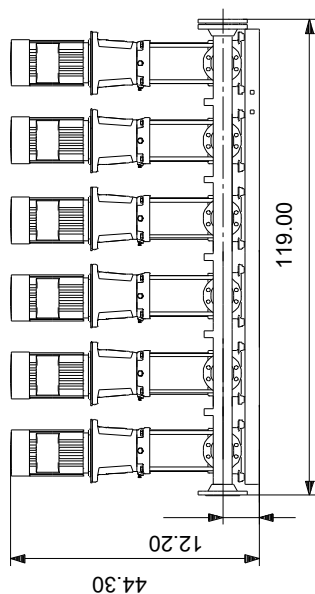
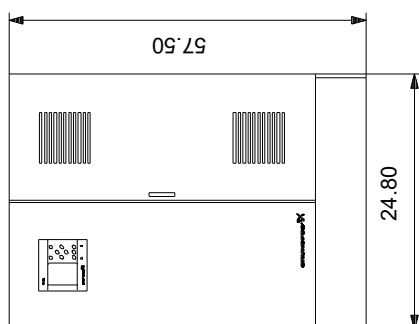
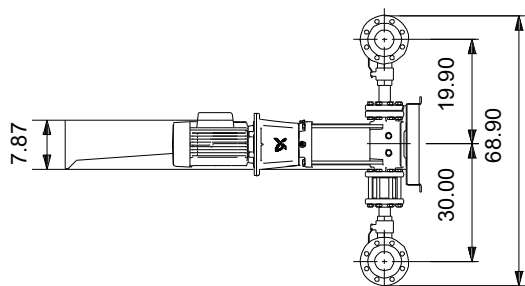
Reference Number:

Client:

Client Number:

Contact:

99689305 Hydro MPC-E 6 CRE 64-1-1 60 Hz



Note! All units are in [in] unless others are stated.

Disclaimer: This simplified dimensional drawing does not show all details.

99689305 Hydro MPC-E 6 CRE 64-1-1 60 Hz

