



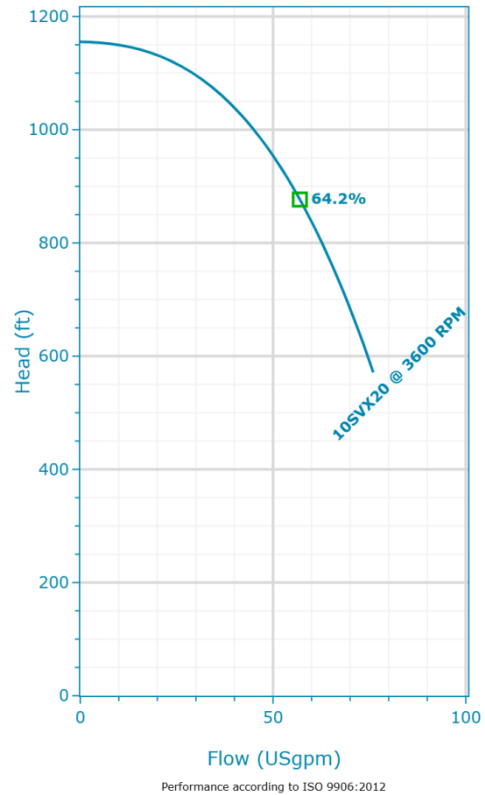
**10SVX20GLAXX0**

Created On: 1/29/26

## 10SVX20GLAXX0 | Configuration Summary



e-SVX Smart Pumps integrate decades of expertise and know-how in pump technology to bring the right combination of motors, variable speed drive and hydraulic pumps in one comprehensive, highly efficient package. The e-SVX is built to withstand a variety of mechanically aggressive and high temperature liquids such as glycol, oils/solvents, and more. It features 10 different sizes and each can be specially configured for a wide range of environments. It's an ideal solution for residential, light commercial, industrial, agricultural, and OEM water supply as well as HVAC applications.



### PUMP

Installation	Pump Size
Complete Pump	1-22SV

### MATERIALS

Pump Body Material	Impeller Material
Cast Iron (ASTM Class 35/40B)	Stainless Steel (AISI 304)

### SEAL

Type of Seal	Rotating Face
Mechanical Seals	Carbon
	Stationary Face
	Silicon Carbide Graphite Filled
	Elastomers
	Viton
	Spring
	316 SS
	Metal Components
	316 SS

### STANDARD OPTIONS

Special Configuration	Additional Configuration
Please Select	Please Select

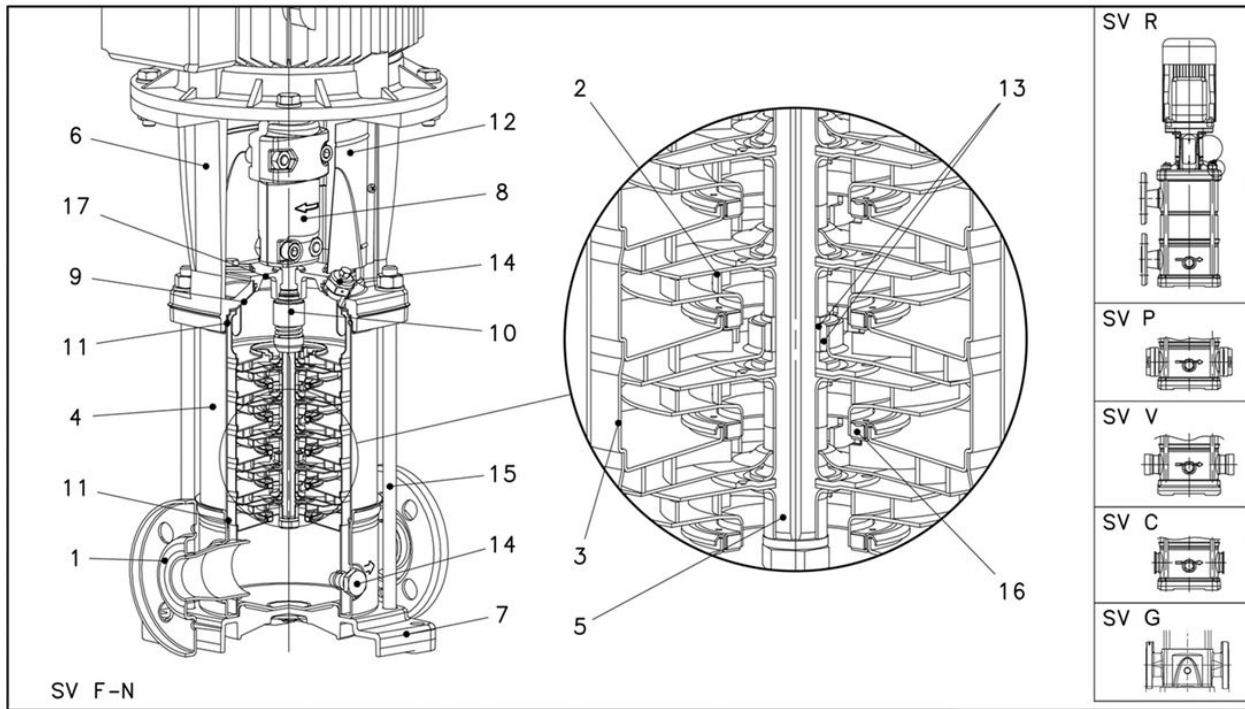
### MOTOR

Frequency (Hz)	Power
60	20 hp
Poles	Phase (~)
4	3
Enclosure	Voltage
TEFC	380-480 V
Frame Size	
250TC	

### FLANGE

Flange
[G] = Round Flanges (AISI 304/Cast Iron)

**10SVX20GLAXX0** | Product Details



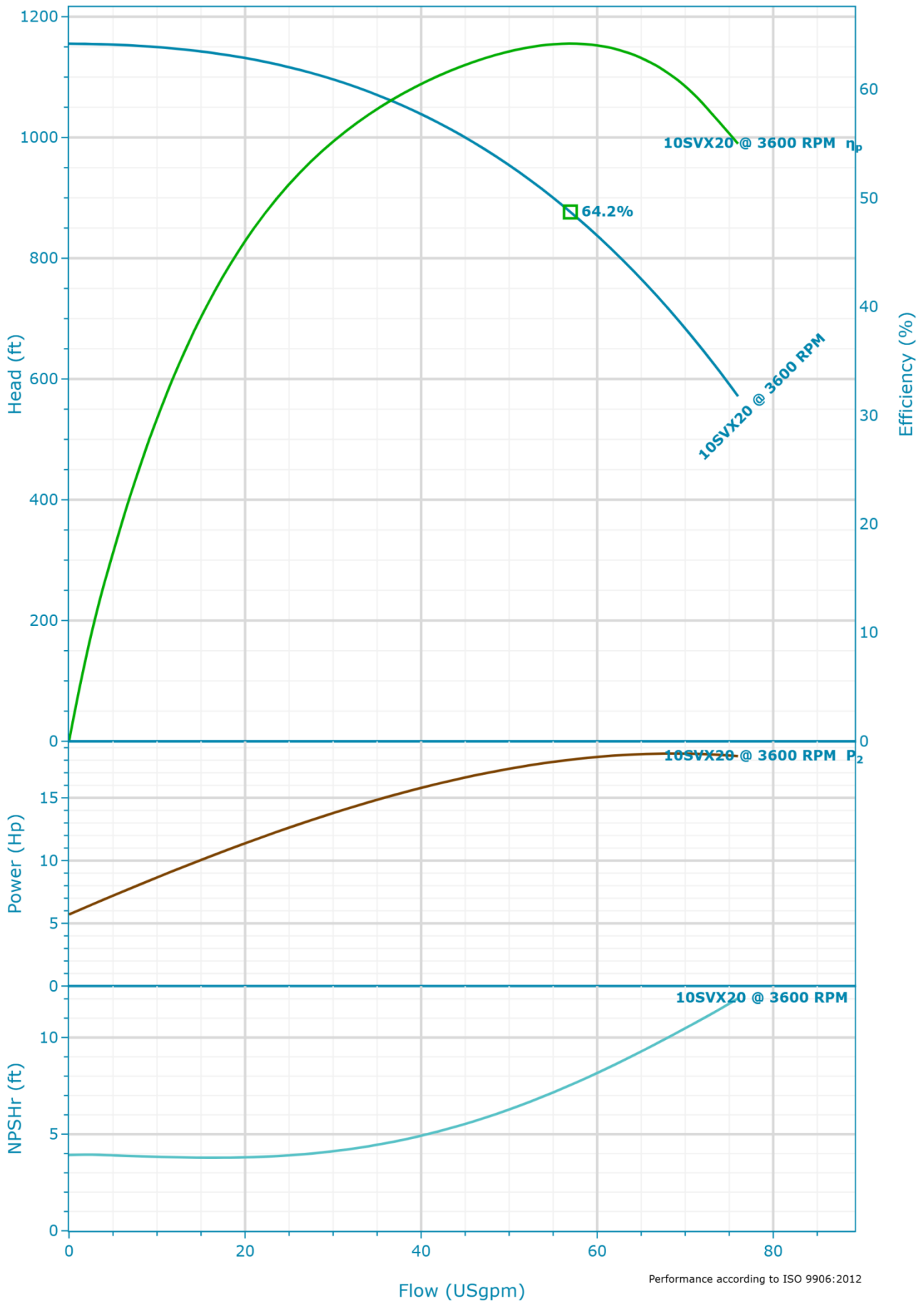
**Construction Materials**

<b>Pump Body (1)</b> Cast Iron (G) / ASTM Class 35/40B	<b>Shaft (5)</b> Stainless Steel / AISI 316	<b>Mechanical Seal (10)</b> See Mechanical Section	<b>Fill/Drain Plugs (14)</b> Stainless Steel / AISI 316
<b>Impeller (2)</b> Stainless Steel / AISI 304	<b>Adapter (6)</b> Cast Iron / ASTM Class 35/40B	<b>Elastomers (11)</b> Viton (opt . EPDM)	<b>Tie Rods (15)</b> Carbon Steel / Zinc Plated / A29 Gr.1045
<b>Diffuser (3)</b> Stainless Steel / AISI 304	<b>Coupling (8)</b> Aluminum / A384.0-F	<b>Coupling Guard (12)</b> Stainless Steel / AISI 304	<b>Wear Ring (16)</b> PPS
<b>Casing (4)</b> Stainless Steel / AISI 316L	<b>Seal Plate (9)</b> Stainless Steel / AISI 316L	<b>Shaft Sleeve and Bushing (13)</b> Tungsten Carbide	<b>Seal Gland (17)</b> Stainless Steel / AISI 316

**Motor**

<b>Enclosure</b> TEFC	<b>Rated Voltage</b> 380-480 V	<b>Phase</b> 3	<b>SLA</b> 30.2-27.1
<b>Rated Power</b> 20 Hp	<b>Frame Size</b> 250TC	<b>FLA</b> 30.2-27.1	<b>Service Factor</b> 1

### 10SVX20GLAXX0 | Hydraulic Data & Performance Curve



**Selection**

Series Standby Pumps  
e-SVX No Standby Pump

Name  
10SVX20 3600rpm

Stages  
20

Frequency  
60 Hz

Acceptance Grade  
Manufacturer's Standard

System Type  
Single Pump

Operating Pumps  
1

**Fluid and Operating Conditions**

Fluid Type Density  
Water 62.43 lb/ft<sup>3</sup>

Fluid Temperature Dynamic Viscosity  
39.2 °F 1.57 cP

Specific Gravity Fluid Vapor Pressure  
1 0.12 psi

Atmospheric Pressure  
14.7 psi

Elevation  
0 ft

Ambient Temperature  
68 °F

NPSH Available  
33.68 ft

Submergence  
0 ft

**Design Curve**

Rated Speed BEP Flow  
3,600 RPM 56.96 USgpm

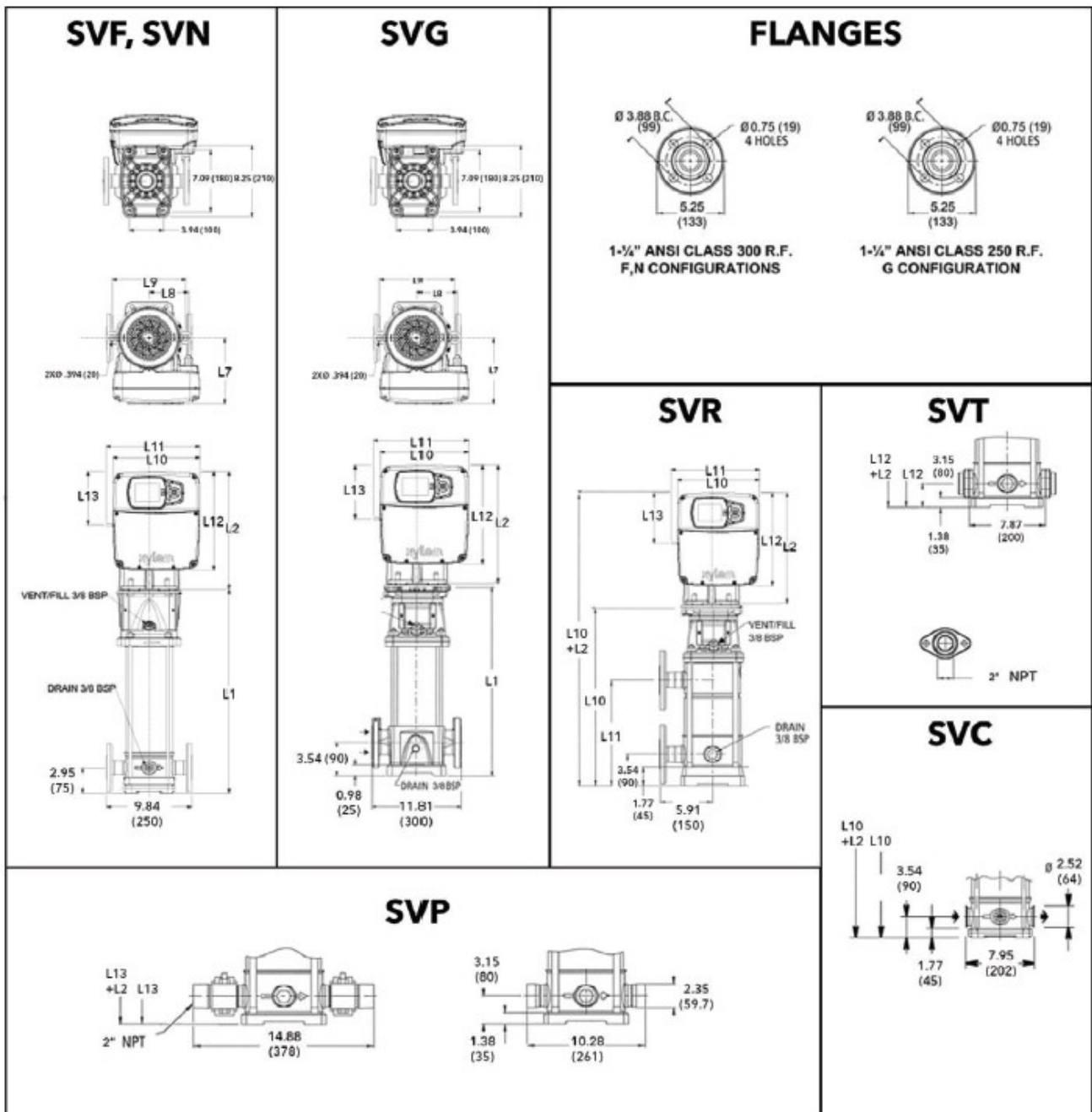
Max Flow BEP Head  
76 USgpm 876.64 ft

H@QMin Max Operating Pressure  
1,155.3 ft 500.13 psi

H@QMax Max P2  
571.4 ft 18.53 Hp

BEP  
64.21 %

**10SVX20GLAXX0** | Dimensional Data & Drawing



Drawing is preliminary and is subject to change.

**Dimensions**

L1	L5	L9	Total Weight
40.96 in	15.72 in	12.5 in	255 lbs
L2	L6	L13	
19.29 in	9.57 in	40.56 in	
L3	L7	Weight (Pump Only)	
14.25 in	12.17 in	94 lbs	
L4	L8	Weight (Motor Only)	
15.16 in	6.59 in	161 lbs	

<b>Company</b>	PFC Equipment
<b>Contact</b>	Corey Nath
<b>Phone No.</b>	7634257890
<b>Email</b>	cnath@pfcequip.com