



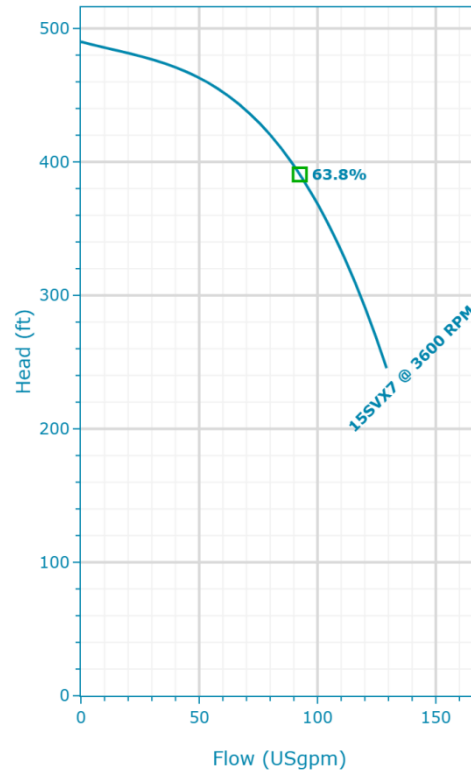
15SVX7GKAXX0

Created On: 1/29/26

15SVX7GKAXX0 | Configuration Summary



e-SVX Smart Pumps integrate decades of expertise and know-how in pump technology to bring the right combination of motors, variable speed drive and hydraulic pumps in one comprehensive, highly efficient package. The e-SVX is built to withstand a variety of mechanically aggressive and high temperature liquids such as glycol, oils/solvents, and more. It features 10 different sizes and each can be specially configured for a wide range of environments. It's an ideal solution for residential, light commercial, industrial, agricultural, and OEM water supply as well as HVAC applications.



PUMP

Installation	Pump Size
Complete Pump	1-22SV

MATERIALS

Pump Body Material	Impeller Material
Cast Iron (ASTM Class 35/40B)	Stainless Steel (AISI 304)

SEAL

Type of Seal	Rotating Face
Mechanical Seals	Carbon
	Stationary Face
	Silicon Carbide Graphite Filled
	Elastomers
	Viton
	Spring
	316 SS
	Metal Components
	316 SS

STANDARD OPTIONS

Special Configuration	Additional Configuration
Please Select	Please Select

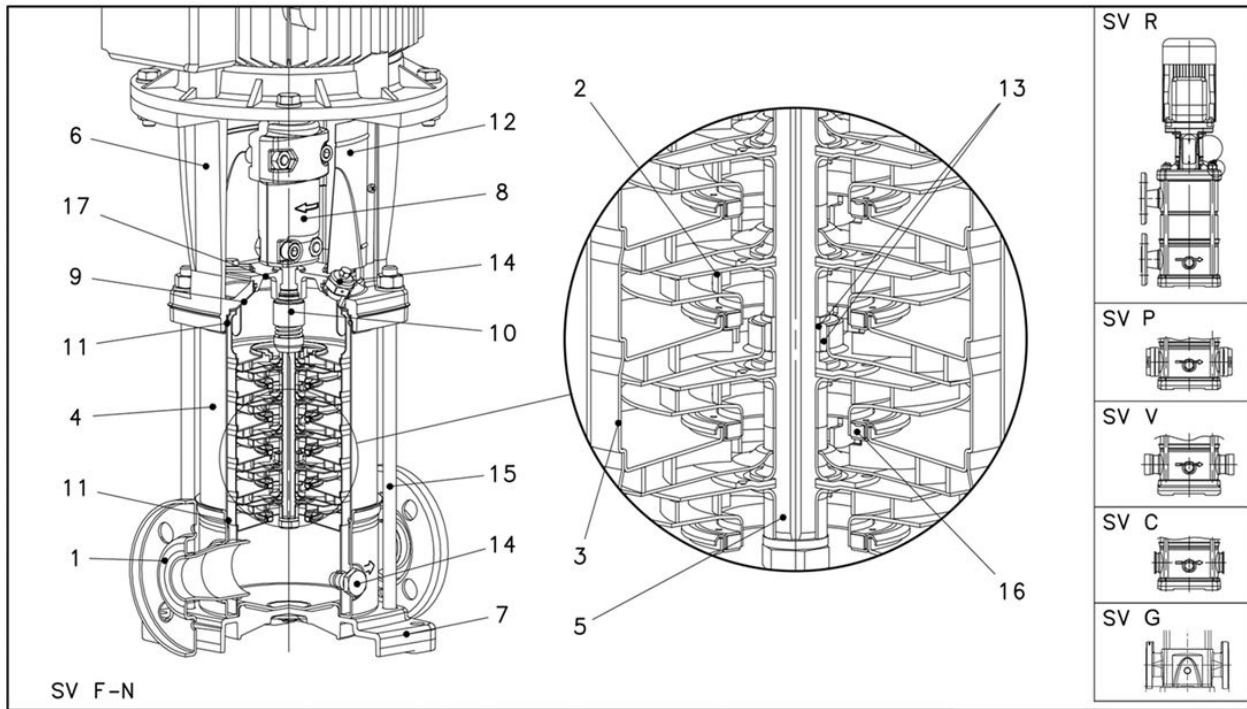
MOTOR

Frequency (Hz)	Power
60	15 hp
Poles	Phase (~)
4	3
Enclosure	Voltage
TEFC	380-480 V
Frame Size	
210TC	

FLANGE

Flange
[G] = Round Flanges (AISI 304/Cast Iron)

15SVX7GKAXX0 | Product Details



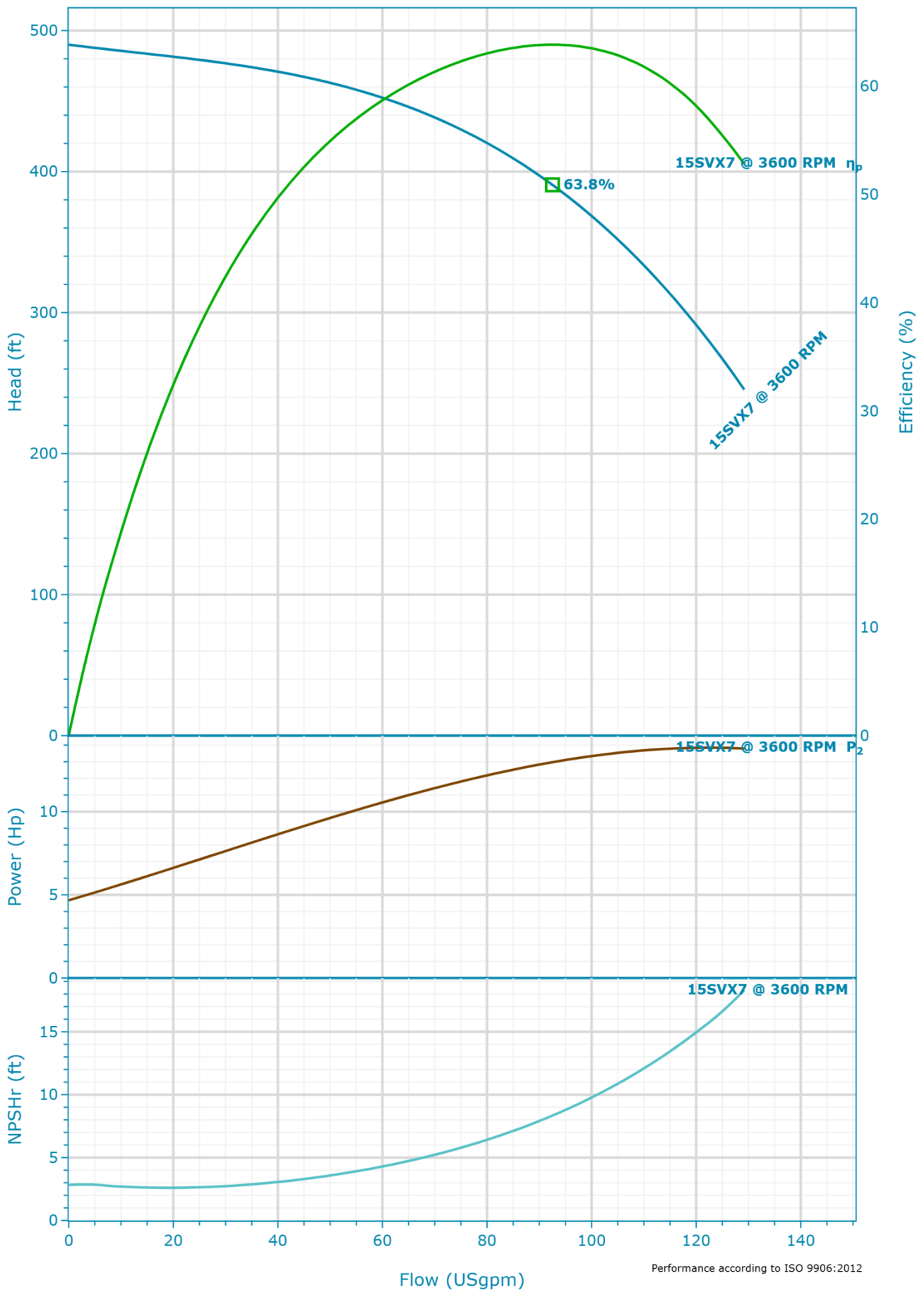
Construction Materials

Pump Body (1) Cast Iron (G) / ASTM Class 35/40B	Shaft (5) Stainless Steel / AISI 316	Mechanical Seal (10) See Mechanical Section	Fill/Drain Plugs (14) Stainless Steel / AISI 316
Impeller (2) Stainless Steel / AISI 304	Adapter (6) Cast Iron / ASTM Class 35/40B	Elastomers (11) Viton (opt . EPDM)	Tie Rods (15) Carbon Steel / Zinc Plated / A29 Gr.1045
Diffuser (3) Stainless Steel / AISI 304	Coupling (8) Aluminum / A384.0-F	Coupling Guard (12) Stainless Steel / AISI 304	Wear Ring (16) PPS
Casing (4) Stainless Steel / AISI 316L	Seal Plate (9) Stainless Steel / AISI 316L	Shaft Sleeve and Bushing (13) Tungsten Carbide	Seal Gland (17) Stainless Steel / AISI 316

Motor

Enclosure TEFC	Rated Voltage 380-480 V	Phase 3	SLA 20.3-16.5
Rated Power 15 Hp	Frame Size 210TC	FLA 20.3-16.5	Service Factor 1

15SVX7GKAXX0 | Hydraulic Data & Performance Curve



Selection

Series Standby Pumps
e-SVX No Standby Pump

Name
15SVX7 3600rpm

Stages
7

Frequency
60 Hz

Acceptance Grade
Manufacturer's Standard

System Type
Single Pump

Operating Pumps
1

Fluid and Operating Conditions

Fluid Type Density
Water 62.43 lb/ft³

Fluid Temperature Dynamic Viscosity
39.2 °F 1.57 cP

Specific Gravity Fluid Vapor Pressure
1 0.12 psi

Atmospheric Pressure
14.7 psi

Elevation
0 ft

Ambient Temperature
68 °F

NPSH Available
33.68 ft

Submergence
0 ft

Design Curve

Rated Speed BEP Flow
3,600 RPM 92.51 USgpm

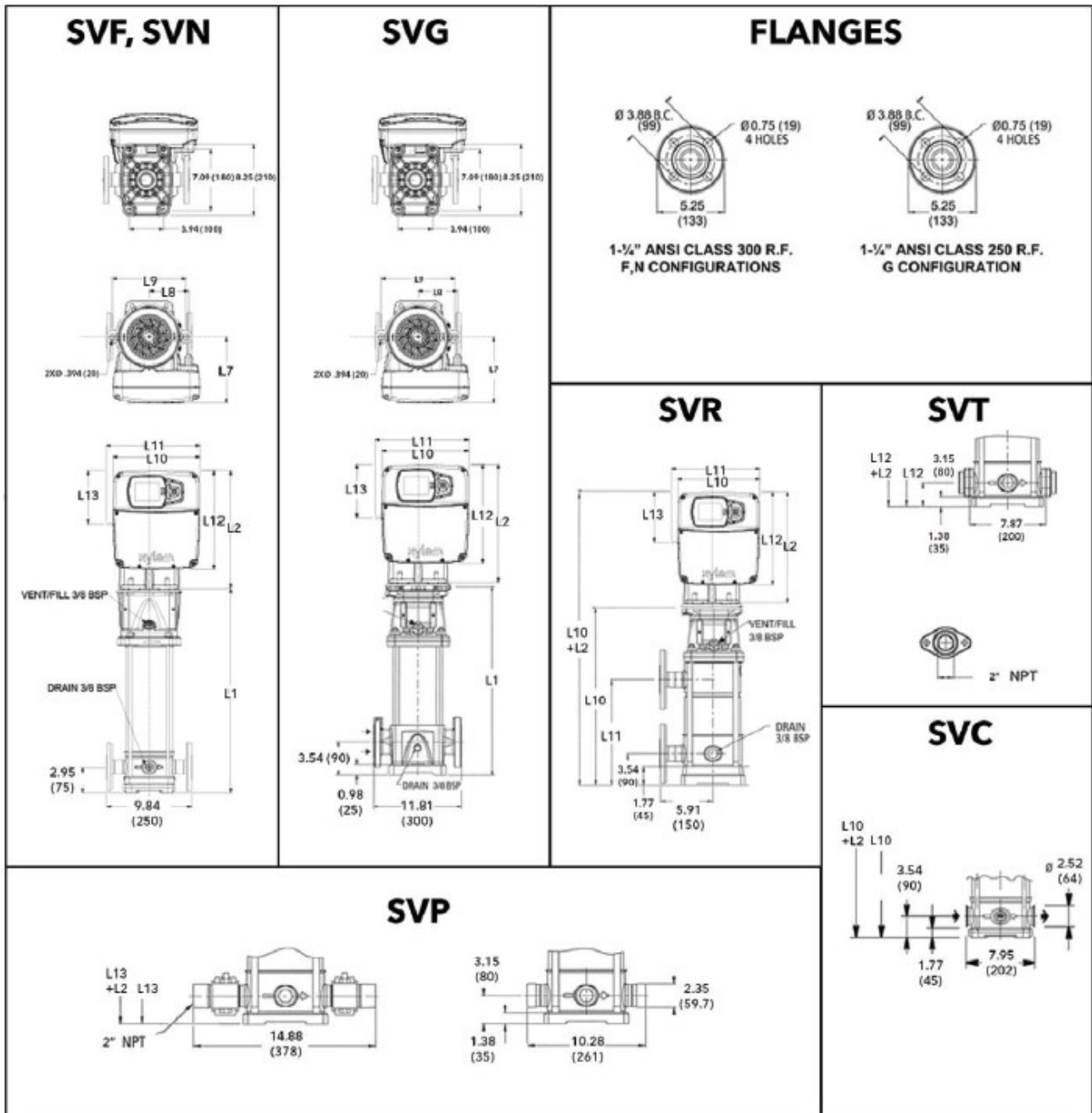
Max Flow BEP Head
129.2 USgpm 390.6 ft

H@QMin Max Operating Pressure
490 ft 212.12 psi

H@QMax Max P2
245.4 ft 13.85 Hp

BEP
63.84 %

15SVX7GKAXX0 | Dimensional Data & Drawing



Drawing is preliminary and is subject to change.

Dimensions

L1 29.38 in	L5 13.1 in	L9 10.43 in	L13 28.99 in
L2 16.14 in	L6 8.21 in	L10 29.38 in	Weight (Pump Only) 74 lbs
L3 11.88 in	L7 9.48 in	L11 17.52 in	Weight (Motor Only) 112 lbs
L4 12.98 in	L8 5.32 in	L12 28.99 in	Total Weight 186 lbs

Company	PFC Equipment
Contact	Corey Nath
Phone No.	7634257890
Email	cnath@pfcequip.com