



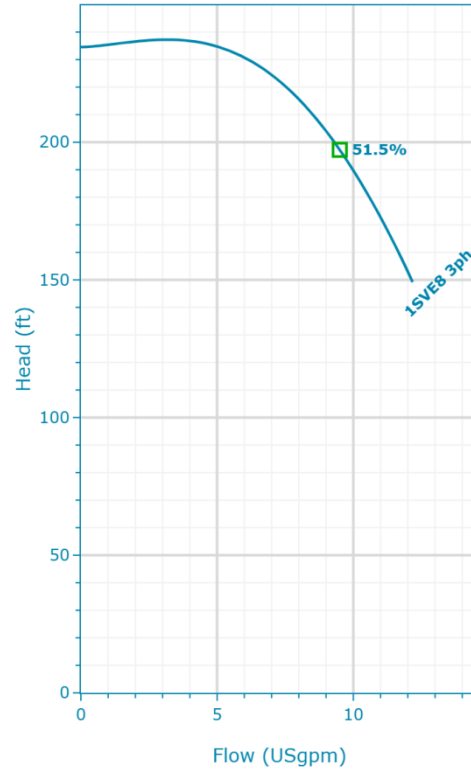
**1SVE8GC4YM0**

Created On: 1/8/26

## 1SVE8GC4YM0 | Configuration Summary



e-SVE series is equipped with an intelligent control that optimizes hydraulic performance while minimizing waste. It is a pre-programmed package combining the e-SV multi-stage pump with a Xylem Smart Motor – an “ultra-premium” level IES permanent magnet motor with a wide range of monitoring, control and safety features.



### PUMP

**Installation**  
Complete Pump

### MATERIALS

<b>Pump Body Material</b> Cast Iron (ASTM Class 35/40B)	<b>Impeller Material</b> Stainless Steel (AISI 304)
--	--

### SEAL

<b>Type of Seal</b> Mechanical Seals	<b>Rotating Face</b> Carbon
	<b>Stationary Face</b> Silicon Carbide Graphite Filled
	<b>Elastomers</b> Viton
	<b>Spring</b> 316 SS
	<b>Metal Component</b> 316 SS

### STANDARD OPTIONS

**Special Configuration**  
Please Select

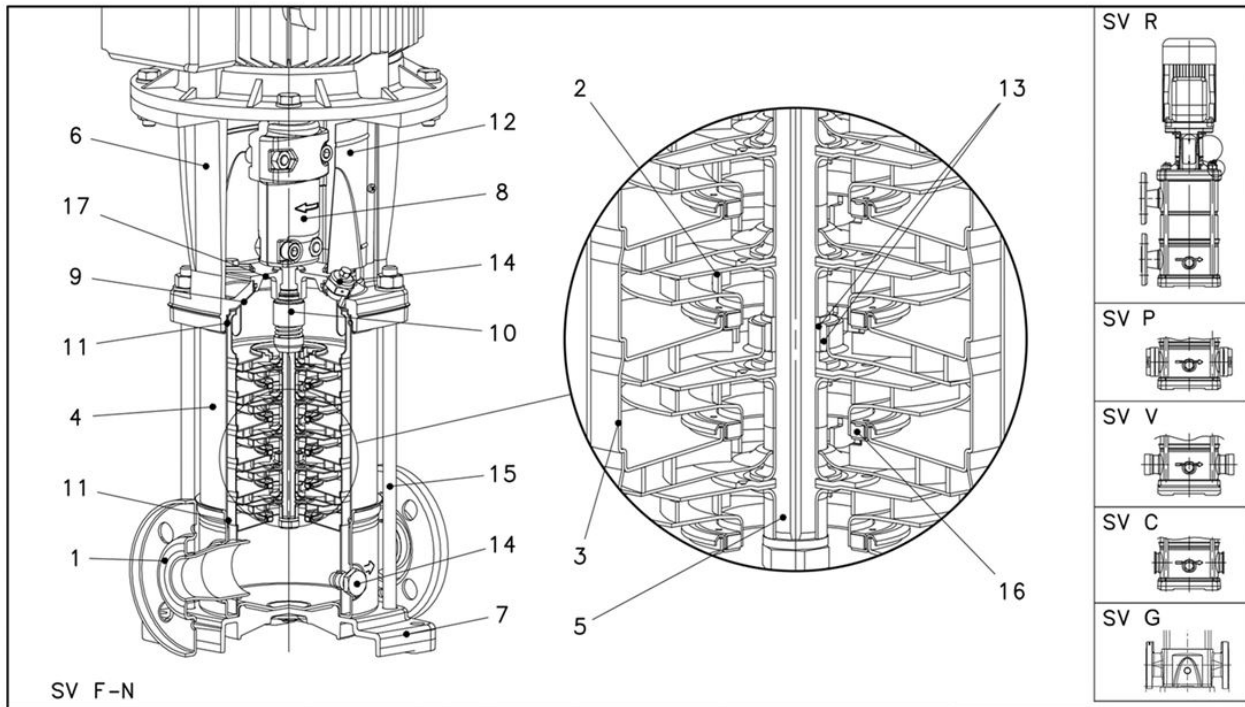
### MOTOR

<b>Poles</b> 2	<b>Power</b> 1 hp
<b>Enclosure</b> TEFC	<b>Phase (~)</b> 3
	<b>Voltage</b> 208-240/380-460 V

### FLANGE

**Flange**  
[G] = Round Flanges (AISI 304/Cast Iron)

**1SVE8GC4YM0** | Product Details



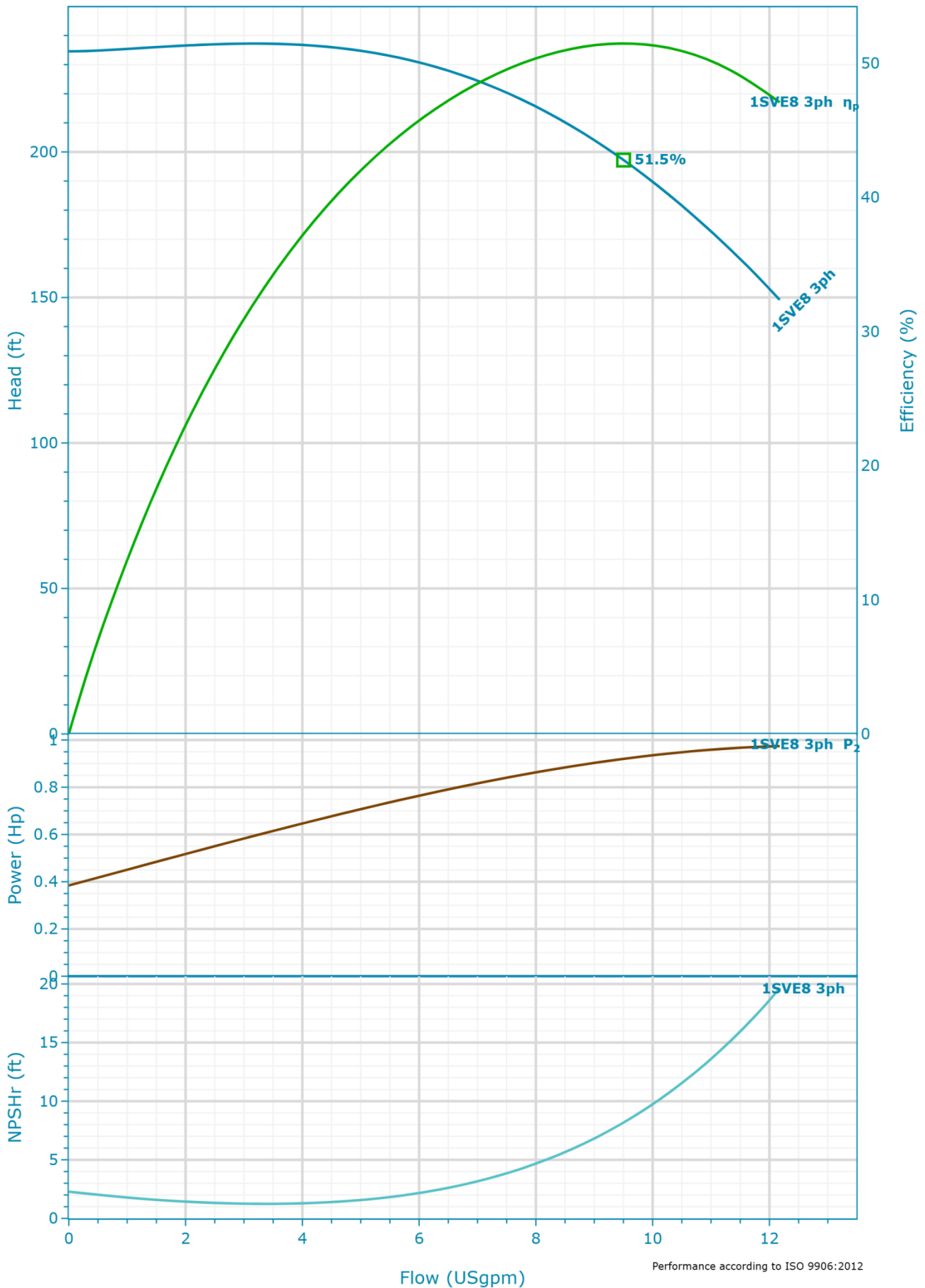
**Construction Materials**

<b>Pump Body (1)</b> Cast Iron (ASTM Class 35/40B)	<b>Shaft (5)</b> Stainless Steel (AISI 316)	<b>Seal Plate (9)</b> Stainless Steel (AISI 316L)	<b>Fill/Drain Plugs (14)</b> Stainless Steel (AISI 316)
<b>Impeller (2)</b> Stainless Steel (AISI 304)	<b>Adapter (6)</b> Cast Iron (ASTM Class 35/40B)	<b>Elastomers (11)</b> Refer Mechanical Seals	<b>Tie Rods (15)</b> Carbon Steel / Zinc Plated (A29 Gr.1045)
<b>Diffuser (3)</b> Stainless Steel (AISI 304)	<b>Base (7)</b> N/A	<b>Coupling Guard (12)</b> Stainless Steel (AISI 304)	<b>Wear Ring (16)</b> PPS
<b>Casing (4)</b> Stainless Steel (AISI 316L)	<b>Coupling (8)</b> Aluminum (A384.0-F)	<b>Shaft Sleeve and Bushing (13)</b> Tungsten Carbide	<b>Seal Gland (17)</b> Stainless Steel (AISI 316)

**Motor**

<b>Enclosure</b> TEFC	<b>Rated Power</b> 1 Hp	<b>Phase</b> 3	<b>SLA</b> 3.74-3.28/2.43-2.20
<b>Speed</b> 3600.0 rpm	<b>Rated Voltage</b> 208-240/380-460 V	<b>FLA</b> 3.74-3.28/2.43-2.20	

### 1SVE8GC4YM0 | Hydraulic Data & Performance Curve



**Selection**

Series Standby Pumps  
e-SVE No Standby Pump

Name  
1SVE8 3ph 3600rpm

Stages  
8

Frequency  
60 Hz

Acceptance Grade  
Manufacturer's Standard

System Type  
Single Pump

Operating Pumps  
1

**Fluid and Operating Conditions**

Fluid Type Density  
Water 62.43 lb/ft<sup>3</sup>

Fluid Temperature Dynamic Viscosity  
39.2 °F 1.57 cP

Specific Gravity Fluid Vapor Pressure  
1 0.12 psi

Atmospheric Pressure  
14.7 psi

Elevation  
0 ft

Ambient Temperature  
68 °F

NPSH Available  
33.68 ft

Submergence  
0 ft

**Design Curve**

Rated Speed BEP Flow  
3,600 RPM 9.5 USgpm

Max Flow BEP Head  
12.18 USgpm 197.22 ft

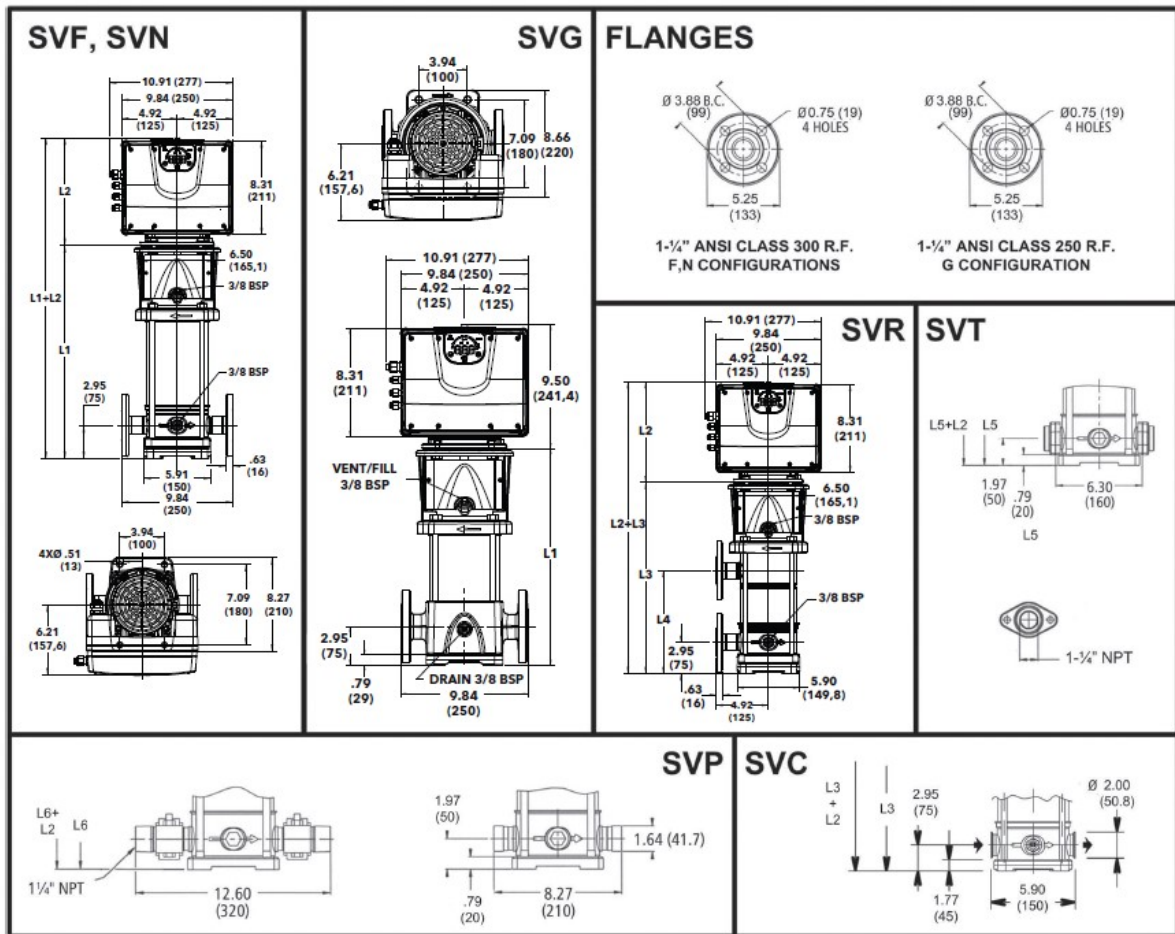
H@QMin Max Operating Pressure  
234.56 ft 102.7 psi

H@QMax Max P2  
149.18 ft 0.97 Hp

BEP  
51.47 %

**1SVE8GC4YM0** | Dimensional Data & Drawing

**1, 3, 5SVE SERIES - THREE PHASE VERSION  
DIMENSIONS AND WEIGHTS**



All dimensions are in inches (mm).

Drawing is preliminary and is subject to change.

**Dimensions**

L1	L5	Weight (Pump Only)
17.43 in	16.25 in	30 lbs
L2	L6	Weight (Motor Only)
9.53 in	16.25 in	27.78 lbs
L3	D1 (MAX.)	Total Weight
17.24 in	5.2 in	58 lbs
L4	NEMA Frame	
8.94 in	90R	

<b>Company</b>	PFC Equipment
<b>Contact</b>	Corey Nath
<b>Phone No.</b>	7634257890
<b>Email</b>	cnath@pfcequip.com