



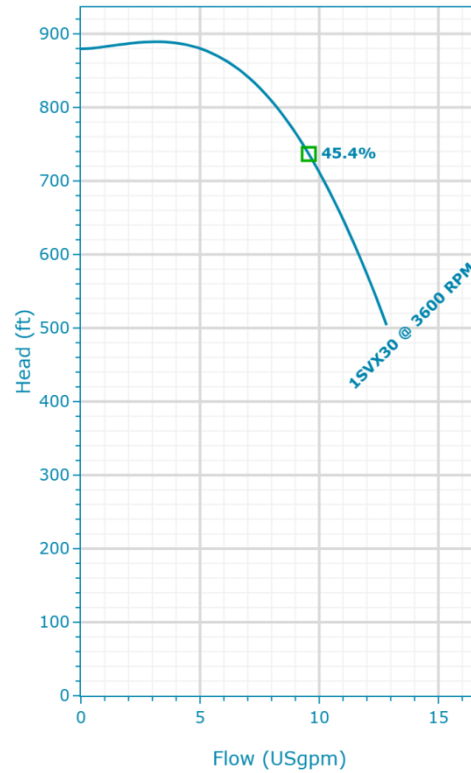
**1SVX30G1ALX0**

Created On: 1/9/26

## 1SVX30G1ALX0 | Configuration Summary



e-SVX Smart Pumps integrate decades of expertise and know-how in pump technology to bring the right combination of motors, variable speed drive and hydraulic pumps in one comprehensive, highly efficient package. The e-SVX is built to withstand a variety of mechanically aggressive and high temperature liquids such as glycol, oils/solvents, and more. It features 10 different sizes and each can be specially configured for a wide range of environments. It's an ideal solution for residential, light commercial, industrial, agricultural, and OEM water supply as well as HVAC applications.



### PUMP

Installation	Pump Size
Complete Pump	1-22SV

### MATERIALS

Pump Body Material	Impeller Material
Cast Iron (ASTM Class 35/40B)	Stainless Steel (AISI 304)

### SEAL

Type of Seal	Rotating Face
Mechanical Seals	Carbon
	Stationary Face
	Silicon Carbide Graphite Filled
	Elastomers
	Viton
	Spring
	316 SS
	Metal Components
	316 SS

### STANDARD OPTIONS

Special Configuration	Additional Configuration
Please Select	Please Select

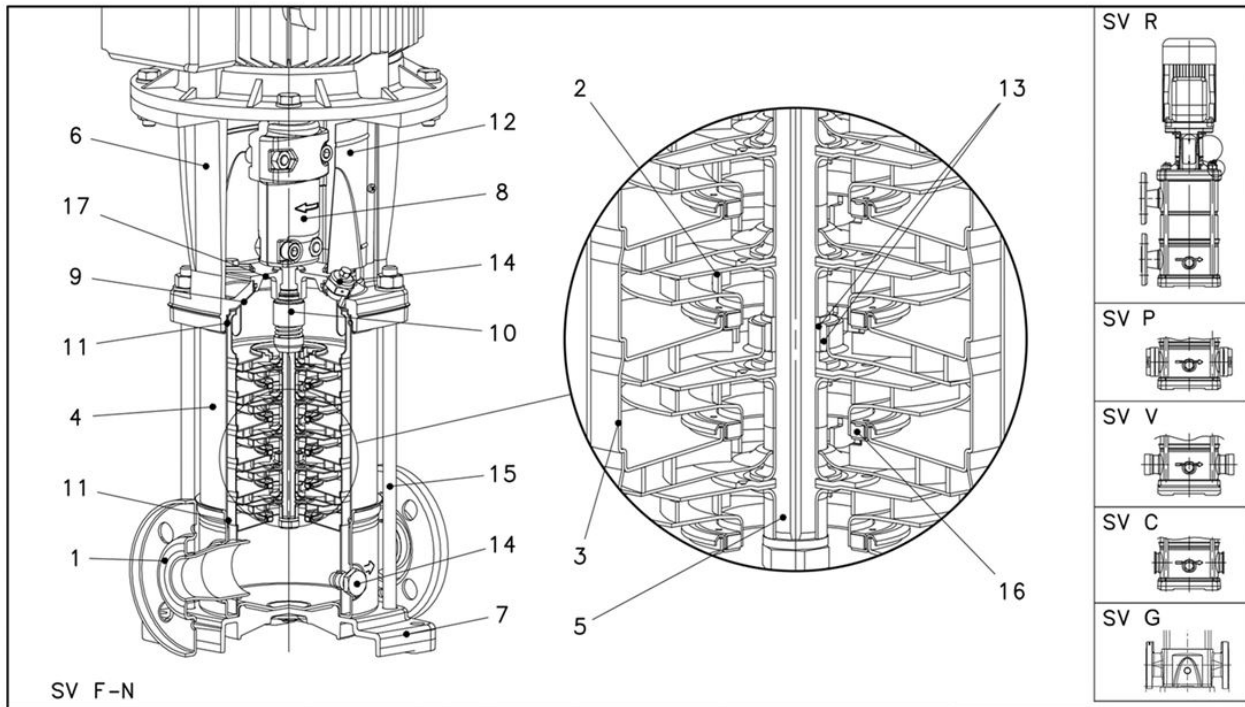
### MOTOR

Frequency (Hz)	Power
60	4 hp
Poles	Phase (~)
4	3
Enclosure	Voltage
TEFC	200-240 V
Frame Size	
140TC	

### FLANGE

Flange
[G] = Round Flanges (AISI 304/Cast Iron)

**1SVX30G1ALX0** | Product Details



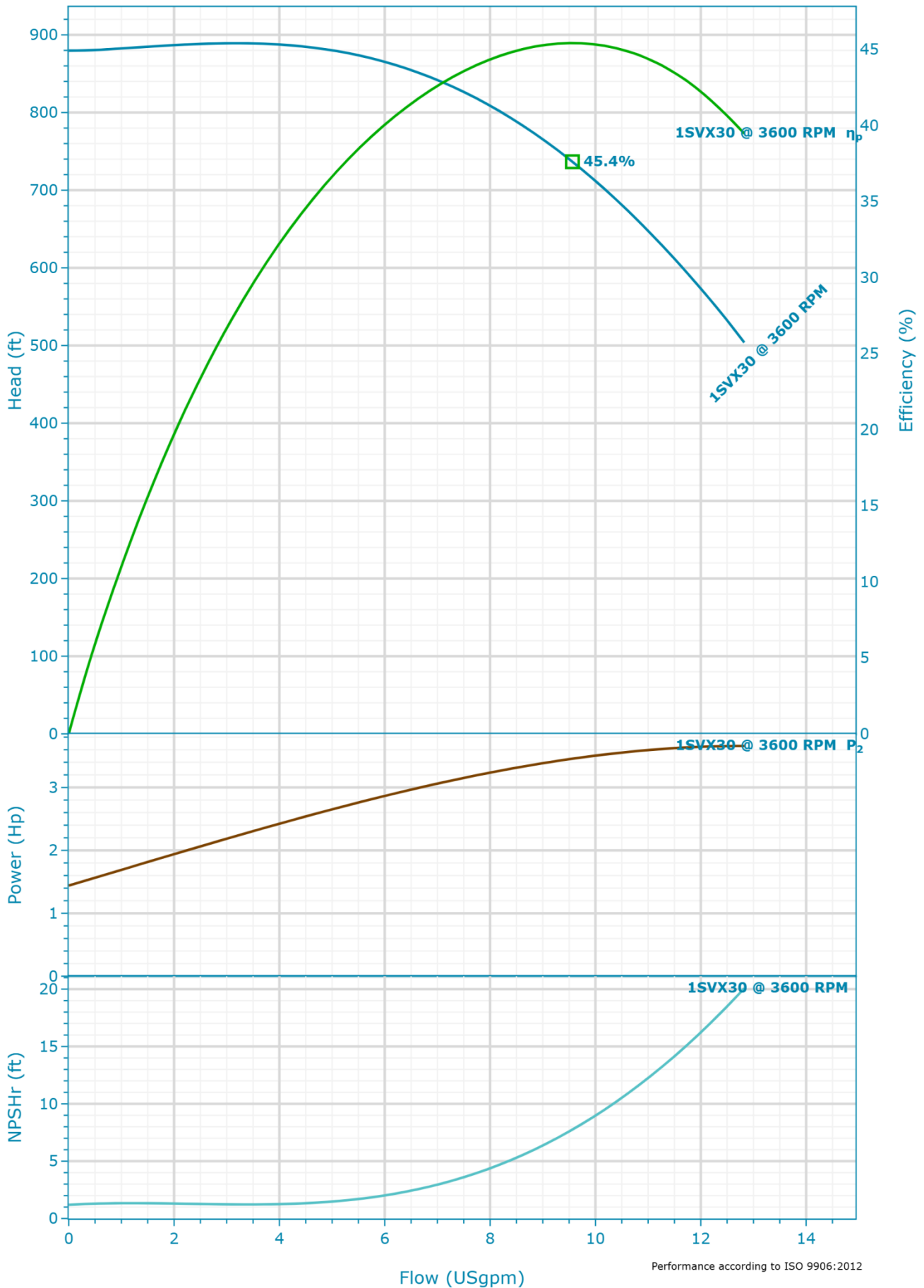
**Construction Materials**

<b>Pump Body (1)</b> Cast Iron (G) / ASTM Class 35/40B	<b>Shaft (5)</b> Stainless Steel / AISI 316	<b>Mechanical Seal (10)</b> See Mechanical Section	<b>Fill/Drain Plugs (14)</b> Stainless Steel / AISI 316
<b>Impeller (2)</b> Stainless Steel / AISI 304	<b>Adapter (6)</b> Cast Iron / ASTM Class 35/40B	<b>Elastomers (11)</b> Viton (opt . EPDM)	<b>Tie Rods (15)</b> Carbon Steel / Zinc Plated / A29 Gr.1045
<b>Diffuser (3)</b> Stainless Steel / AISI 304	<b>Coupling (8)</b> Aluminum / A384.0-F	<b>Coupling Guard (12)</b> Stainless Steel / AISI 304	<b>Wear Ring (16)</b> PPS
<b>Casing (4)</b> Stainless Steel / AISI 316L	<b>Seal Plate (9)</b> Stainless Steel / AISI 316L	<b>Shaft Sleeve and Bushing (13)</b> Tungsten Carbide	<b>Seal Gland (17)</b> Stainless Steel / AISI 316

**Motor**

<b>Enclosure</b> TEFC	<b>Rated Voltage</b> 200-240 V	<b>Phase</b> 3	<b>SLA</b> 10.7-8.9
<b>Rated Power</b> 4 Hp	<b>Frame Size</b> 140TC	<b>FLA</b> 10.7-8.9	<b>Service Factor</b> 1

### 1SVX30G1ALX0 | Hydraulic Data & Performance Curve



**Selection**

Series Standby Pumps  
e-SVX No Standby Pump

Name  
1SVX30 3600rpm

Stages  
30

Frequency  
60 Hz

Acceptance Grade  
Manufacturer's Standard

System Type  
Single Pump

Operating Pumps  
1

**Fluid and Operating Conditions**

Fluid Type Density  
Water 62.43 lb/ft<sup>3</sup>

Fluid Temperature Dynamic Viscosity  
39.2 °F 1.57 cP

Specific Gravity Fluid Vapor Pressure  
1 0.12 psi

Atmospheric Pressure  
14.7 psi

Elevation  
0 ft

Ambient Temperature  
68 °F

NPSH Available  
33.68 ft

Submergence  
0 ft

**Design Curve**

Rated Speed BEP Flow  
3,600 RPM 9.56 USgpm

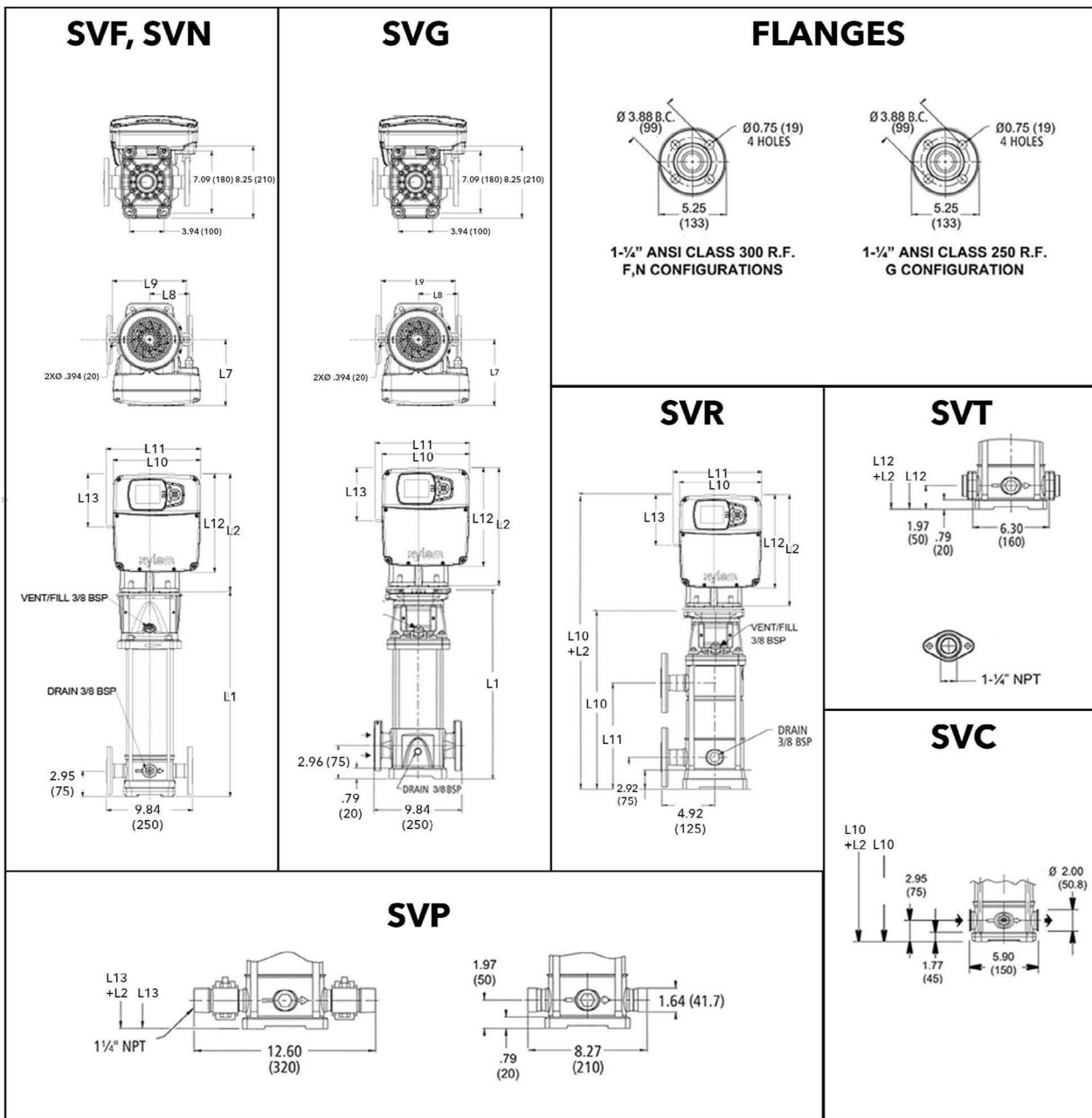
Max Flow BEP Head  
12.83 USgpm 736.63 ft

H@QMin Max Operating Pressure  
879.71 ft 384.93 psi

H@QMax Max P2  
503.91 ft 3.66 Hp

BEP  
45.42 %

**1SVX30G1ALX0** | Dimensional Data & Drawing



Drawing is preliminary and is subject to change.

**Dimensions**

<b>L1</b> 34.53 in	<b>L5</b> 11.36 in	<b>L9</b> 8.5 in	<b>Total Weight</b> 88 lbs
<b>L2</b> 13.53 in	<b>L6</b> 6.15 in	<b>L13</b> 33.55 in	
<b>L3</b> 10.08 in	<b>L7</b> 7.62 in	<b>Weight (Pump Only)</b> 43 lbs	
<b>L4</b> 10.83 in	<b>L8</b> 4.53 in	<b>Weight (Motor Only)</b> 45 lbs	

<b>Company</b>	PFC Equipment
<b>Contact</b>	Corey Nath
<b>Phone No.</b>	7634257890
<b>Email</b>	cnath@pfcequip.com